


# 80<sup>TM</sup> microcomputing

*the magazine for TRS-80<sup>\*</sup> users*


## HAVE THE COURTS SMASHED SOFTWARE COPYRIGHTS?

The latest decision  
leaves your work  
unprotected!  
page...54





# Store More Data on a 5"-Disk Than on an 8"-Disk



**The Doubler™:** Percom's new proprietary double-density adapter for the TRS-80\* computer.


Plug the DOUBLER™ into the disk controller chip socket of your Expansion Interface and . . .

## Store up to 354 Kbytes of formatted data on five-inch disks.†

- Increase formatted storage capacity of your minidiskettes from 1½ to almost 4 times.
- Use with standard 5-inch drives rated for double-density operation.
- The DOUBLER™ reads, writes and formats **either** single- or double-density disks.
- Proprietary design allows you to continue to run TRSDOS\*, NEW-DOS‡, Percom OS-80™ or other single-density software **without making any changes** to software or hardware.

- Includes DBLDOS™, a TRSDOS\* compatible double-density disk operating system.
- CONVERT utility, on DBLDOS™ minidiskette, converts files and programs from single- to double-density or double- to single-density.
- **Plug-in installation:** No strap-ping. No trace cutting. Restore your Expansion Interface disk controller to original configuration by simply removing the DOUBLER™ and re-installing the original disk controller chip.

- The DOUBLER™ circuit card includes high-performance data separator, write precompensation circuits for reliable disk read operations — even on 77-track drives.



Introductory price, including DBLDOS™ and format conversion utility on minidiskette, **only \$219.95**. Use the coupon for even greater savings.

**Call toll-free, 1-800-527-1592**, for the address of your nearest dealer, or to order direct from Percom.

†Percom TFD-200™ drive, OS-80D™ operating system

**PERCOM DISCOUNT COUPON**  
worth \$20  
toward  
The Purchase of a  
DOUBLER™  
Coupon No. 80M103  
Expires December 30, 1980  
Void where prohibited by law.



### Mini-Disk Systems

More storage capacity, higher reliability — from Percom, the industry leader. One-, two- and three-drive configurations in either 40- or 77-track format, starting at only \$399.

PRICES AND SPECIFICATIONS SUBJECT TO CHANGE WITHOUT NOTICE.

**PERCOM**

PERCOM DATA COMPANY, INC.  
211 N. KIRBY GARLAND, TEXAS 75042  
(214) 272-3421

™ trademark of Percom Data Company, Inc.

\* trademark of Tandy Radio Shack Corporation which has no relationship to Percom Data Company.  
‡ trademark of Apparat Company, Inc.





## The easiest, least expensive way to generate spectacular multi-color graphics, sharp two-color alphanumeric: Your computer, a color tv set and the Percom Electric Crayon™.

Add the Electric Crayon™ to your system and your keyboard becomes a palette, the tv screen your medium.

You dab and stroke using one-key commands to create dazzling full-color drawings, eye-catching charts and diagrams.

Or you run any of innumerable programs. Your own BASIC language programs that generate dynamic pyrotechnic images, laugh-provoking animations.

From a combined alphanumeric-semi-graphics mode to a high resolution 256- by 192-element full graphics mode, the microprocessor-controlled Electric Crayon™ is capable of generating 10 distinctly different display modes.

Colors are brilliant and true, and up to eight are available depending on the mode.

As shipped, the Electric Crayon™ interfaces a TRS-80\* computer via your Expansion Interface or Printer

Adapter. It may be easily adapted for interfacing to any computer or to an ordinary parallel ASCII keyboard.

### But that's not all

The Electric Crayon is not just a color graphics generator/controller.

It is also a complete self-contained control computer. With built-in provision for 1K-byte of on-board program RAM, an EPROM chip for extending EGOS™, its on-board ROM graphics OS, and a dual bidirectional eight-bit port — over and above the computer/keyboard port — for peripherals. The applications are endless.

Shipped with EGOS™, 1K-byte of display memory and a comprehensive user's manual that includes an assembly language listing of EGOS™ and listings of BASIC demo programs, the Electric Crayon™ costs only \$249.95.

### Options include:

- LEVEL II BASIC color graphics programs on minidiskette: \$17.95.
- A 34-conductor ribbon cable to interconnect the Electric Crayon™ to a TRS-80\*: \$24.95.
- RAM chips for adding refresh memory for higher density graphics modes: \$29.95 per K-byte.
- Electric Crayon™ Sketchpad, a sketching grid of proportioned picture elements (pixels) in a tv aspect ratio. For 128 x 192 or 256 x 192 graphics modes. 11-inch by 17-inch, 25-sheet pads: \$3.95 per pad.

**SYSTEM REQUIREMENTS:** the video circuitry of the Electric Crayon™ provides direct drive input to a video monitor or modified tv set. An internal up-modulator for rf antenna input may be constructed by adding inexpensive components to the existing video circuitry.

Prices and specifications subject to change without notice.

**PERCOM**

PERCOM DATA COMPANY, INC.  
211 N. KIRBY GARLAND, TEXAS 75042  
(214) 272-3421

™ = trademark of Percom Data Company, Inc.

\* = trademark of Tandy Radio Shack Corporation which has no relationship to Percom Data Company.

Get into computer color graphics the easy, low-cost way with a Percom Electric Crayon™. Available at Percom dealers nationwide. Call toll-free, **1-800-627-1592**, for the address of your nearest dealer, or to order direct if there is no Percom dealer in your area.





# META TECHNOLOGIES

FOR YOUR TRS-80® DISK SYSTEM



## PROGRAMMING TOOLS

TDAM ..... \$19.95  
For Model II ..... \$29.95  
Includes MTC QUE Card!

Having trouble with RANDOM FILES? With MTC's Table-Driven Access Method (TDAM) you'll never fret over FIELDing again. No knowledge of random access files is required. Insert the TDAM "interpreter" into any BASIC program and type in a few DATA statements describing the information in your files. TDAM does the rest! Reads and writes fields and records of any type (even compresses a DATE field into 3 bytes!). Features automatic file buffer allocation/deallocation, memory buffering, sub-record blocking/deblocking, and handles up to 255 fields per record. Super fast and super simple! Complete with TDAM interpreter, instructions and demo program. Requires programming experience.

DIVERGE ..... \$19.95  
For Model II ..... \$29.95

Compares two BASIC program files, showing the differences between them. Identifies & lists lines which have been inserted, deleted, & replaced. Use for version control.

REBUILD ..... \$19.95  
For Model II ..... \$29.95

Reorganize programs for adding program code, faster execution, readability. Much more than simple renumbering. Rearrange groups of statements within a program - automatically updates references to line numbers. Use with SUPERSEDE and MINGLE for maximum effect.

Complete for Model I with all utilities  
Plus exclusive MTC QUE card!

**NEWDOS +**  
**\$69<sup>95</sup>** by Apparat

40 TRACK VERSION ..... \$79.95  
includes REF, RENUM, SUPERZAP, EDITOR/ASSEM., DISASSEM., DIRCHECK, and more! This is the original NEWDOS with all of Apparat's utility programs. Includes exclusive MTC QUE (Quick User Education) card.

MTC QUE Card only ..... \$1.50

**SAVE** Any 3,  
\$49.95

For Model II ..... \$74.95

SIFTER ..... \$19.95  
For Model II ..... \$29.95

Twelve in-memory high-speed sorts for use in any BASIC program: stable, non-stable, with/without tags, for numeric or string data. Random File Sort included. Some sorts written in machine code. Includes sort subroutines, demo programs and instructions. Relocate as needed with REBUILD. Requires programming experience.

SHRINK ..... \$19.95  
For Model II ..... \$29.95

Makes Every Byte Count! Make programs smaller and faster! Combines lines & removes unnecessary code including remarks, without altering program operation. Typically reduces program size 25% to 40%.

SUPERSEDE ..... \$19.95  
For Model II ..... \$29.95

A "must have" for the professional programmer or the serious amateur. Probably one of the greatest time-savers available. Write programs in shorthand - change variable names - generate program documentation - use with REBUILD and MINGLE to build new programs from old ones.

MINGLE-II ..... \$19.95  
For Model II ..... \$29.95

Merge up to 14 files (Program or Data) into a single file. Data files may be merged in ascending or descending sequence with the ordering based on a user-specified comparison field. A very handy utility for consolidating data files.

The perfect supplement for your  
NEWDOS, from IJG, Inc.

**"TRS-80 DISK AND  
OTHER MYSTERIES"**

by Harvard C. Pennington

132 pages written in PLAIN ENGLISH packed with HOW TO information with details, examples and in-depth explanations. Recover lost files and directories, remove file protection, make BASIC programs unlistable. How to use SUPERZAP, recover from DOS errors and MORE!

TRS-80 DISK ..... \$19.95

Single sided, Single density, Soft-sectored

## DISKETTES

Verbatim 5¼-inch

**\$23<sup>95</sup>** Box of 10

10 Boxes of 10 ..... (each box) \$22.95

Hard-sectored (10-hole), Box of 10 .... \$26.95

8-inch FLOPPIES

Single-density, Box of 10 ..... \$29.95

Double-density, Box of 10 ..... \$39.95

PLASTIC LIBRARY CASES

5¼-inch or 8-inch diskette case ..... \$3.00

50 (5¼-inch) diskette file box ..... \$29.95

FACTORY FRESH, ABSOLUTELY FIRST  
QUALITY. Minimum order 1 box, NO order limit!

## NEWDOS/80

by Apparat

Apparat's long-awaited successor to NEWDOS+ is here! This is not an enhanced version of NEWDOS, but a completely new product. Simplified DOS commands can be instantly executed from BASIC, even within a program, without disturbing the resident code. System options, such as password protection, number and type of disk drives, BREAK key enable/disable and lowercase modification recognition, can be quickly and easily changed. Five new random-access file types allow record lengths of up to 4096 bytes, and no FIELDing! A powerful CHAIN facility allows keyboard INPUTs to be read from a disk file. An improved RENUMBER facility permits groups of statements to be relocated within program code. Diskettes may even be designated as RUN-ONLY! Features all NEWDOS+ utilities (SUPERZAP 3.0, etc.) and much more! One MTC technical staff member said having NEWDOS/80 is "better than sex" (you'll have to judge for yourself!). Includes 180-page instruction manual and MTC QUE card.

NEWDOS/80 ..... \$149.95

MTC QUE Card only ..... \$7.50

CALL REGARDING OUR NEWDOS+ UPGRADE PRICING.

**MORE** →  
PRODUCTS ON PAGES 6 & 7

All products  
guaranteed for  
replacement only.  
Prices, Specifications &  
Offerings subject to  
change without notice.

**MOST ORDERS  
SHIPPED  
WITHIN ONE  
BUSINESS DAY**

**QUANTITY  
DISCOUNT  
INQUIRIES  
INVITED**

**WE ACCEPT**

- VISA
- MASTER CHARGE
- CHECKS
- MONEY ORDERS
- C.O.D.

- Add \$2.50 for standard UPS shipping & handling
- \$2.00 EXTRA for C.O.D.
- Ohio residents add 5½% sales tax.



TO ORDER CALL TOLL FREE  
**1-800-321-3552**  
IN OHIO call (216)289-7500 (COLLECT)

**META TECHNOLOGIES CORPORATION**

26111 Brush Avenue, Euclid, Ohio 44132



✓ 405

800827

TRS-80 and Radio Shack are registered trademarks of Tandy Corp.



## APPLICATION

188 **Genotype** Family planning *Albert Rauber, M.D.*

## BUSINESS

106 **When the Cows Come Home** Take a byte out of your beef *Sherill B. Nott*

## CONSTRUCTION

122 **Caveat Emptor** The pitfalls of home construction *M. Parris*

182 **Two BASICs Are Better Than One** Two-level capability *Allen W. Erickson*

## GAME

212 **Asteroid Adventure** A real trip *Greg Perry and Don Taylor*

## GENERAL

54 **Have the Courts Smashed Software Copyright?** Art v. Application *Dennis B. Kitsz*

114 **Memory Sizer** A basic tool *Jack Decker*

140 **Punch Out Your Disks** Do it with love *Richard Taylor*

## HARDWARE

82 **The Light Pen** Heavy stuff *Hugo T. Jackson*

## HOME

176 **Cold Comfort** Keep your meter reader honest *Dan Keen & Dan Laughlin*

## INTERFACE

118 **H-14, Meet the TRS-80** A memorable meeting *Frank Friesen*

144 **Interfacing the NEC Spinwriter** A moving relationship *James D. Kunzman*

194 **The Serial Clank on the Printer** Music to your ears *William O'Brien*

## RECREATION

148 **Westward Ho!** What condition is your covered wagon in? *Raymond J. Herold*

198 **Puzzler** Hidden Business *James P. Morgan*

## SCIENCE

156 **DVM Interface for the 80** Laboratory application *Karl J. Casper & Harry R. Freedman*

## STYLE

93 **Get Serious** No more foolin' around *Roger L. Pape*

## TUTORIAL

68 **Into the 80's** Your guide to intelligent operating *Ian Sinclair*

76 **Pulling Strings Together—Part 2** Effective management instructions *John D. Adams*

100 **The Useful USR(0) Function** How to use it *Terry Kepner*

## UTILITY

134 **Variable Scroll** A very handy screen *William L. Colsher*

138 **Input with Insight** Output with ease *Jack Decker*

202 **Super Graphics** Add excitement to your life *Alan R. Moyer*

207 **Triple Play for T-Bug** Move your BUG around *W. H. Johnson*

210 **Take Me Beyond Your Leader** Get ahead of yourself *Robert McTernan*

## REGULARS

8 **Remarks** *Wayne Green*

10 **Inside 80** *Ed Juge*

12 **80 Input**

32 **Reviews**

26 **80 Accountant** *Michael Tannenbaum*

24 **Education 80** *Earl R. Savage*

20 **80 Applications** *Dennis Kitsz*

40 **The Assembly Line** *William Barden*

44 **80 News** *Nancy Robertson*

48 **New Products**

**PUBLISHER/EDITOR**  
Wayne Green

**MANAGING EDITOR**  
Michael Comendul

**TECHNICAL ADVISOR**  
Jake Commander

**PRODUCTION EDITOR**  
Clare McCarthy

**NEWS EDITOR**  
Nancy Robertson

**REVIEW EDITOR**  
Pamela Petrakos

**ASST. TECHNICAL EDITOR**  
Chris Brown

**EDITORIAL ASSISTANTS**  
Chris Crocker  
Debra Marshall

**EDITORIAL ADMINISTRATION**  
Cresca Clyne  
Nancy Noyd

**DESIGN ASSOCIATE**  
Diana Shonk

**DIRECTOR OF MANUFACTURING**  
Noel Ray Self

**ASST. DIRECTOR OF MANUFACTURING**  
Dion Owens

**ADVERTISING PRODUCTION**  
John White, Bruce Hedin, Bob Sawyer

**MAKE-UP**  
Michael Murphy, William Anderson Jr.,  
Steve Baldwin, Linda Drew, Kenneth Jackson,  
Ross Kenyon, Patrice Scribner, Sue Symonds

**PHOTOGRAPHY**  
William Heydolph, Terrie Anderson, Tedd Cluff

**TYPESETTING**  
Barbara Latti, Sara Bedell, Linda Locke

**PUBLISHER**  
Wayne Green

**ASSOCIATE PUBLISHER**  
Edward Ferman

**ASSISTANT PUBLISHER**  
Jeff DeTray

**EXECUTIVE VICE PRESIDENT**  
Sherry Smythe

**CORPORATE CONTROLLER**  
Alan Thulander

**ADVERTISING MANAGER**  
Kevin Rushalko

**CIRCULATION**  
Debra Boudrieau

**EXECUTIVE ASSISTANT**  
Leatrice O'Neil

**BULK SALES MANAGER**  
Ginny Boudrieau

**ADVERTISING SALES**  
(603) 924-7138  
Penny Brooks  
John Gancarz

Manuscripts are welcome at *80 Microcomputing*, we will consider publication of any TRS-80 oriented material. Guidelines for budding authors are available, please send a self-addressed envelope and ask for "How to Write for *80 Microcomputing*." Entire contents copyright 1980 by 1001001 Inc. No part of this publication may be reprinted, or reproduced by any means, without prior written permission from the publisher. All programs are published for personal use only. All rights reserved.

*80 Microcomputing* (ISSN #0199-6789) is published monthly by 1001001 Inc., 80 Pine Street, Peterborough, NH 03458. Application to mail second class postage rate is pending at Peterborough, NH 03458 and at additional mailing offices. Phone: 603-924-3873. Subscription rates in the U.S. are \$18 for one year and \$45 for three years. In Canada, \$20—one year only, U.S. funds. Foreign subscriptions (surface mail), \$28—one year only, U.S. funds. Foreign subscriptions (air mail), \$60—one year only, U.S. funds. In Europe please contact Monika Nedela, Markstr. 3, D-7778, Markdorf, W. Germany. In South Africa contact *80 Microcomputing*, P.O. Box 782815, Sandton, S. Africa 2146. Australian Distributor: Electronic Concepts, Rudi Hoess, 55 Clarence Street, Sidney 2000, Australia. All U.S. subscription correspondence should be addressed to *80 Microcomputing*, Subscription Department, P.O. Box 981, Farmingdale, NY 11737. Please include your address label with any correspondence. Postmaster: Send form #3579 to *80 Microcomputing*, Subscription Services, P.O. Box 981, Farmingdale, NY 11737.





## MTC AIDS-III\*

MODEL I . . . \$69.95

MODEL II . . . \$99.95

Introducing the latest addition to MTC's family of data management systems, AIDS-III. NO PROGRAMMING, easy to use. COMPLETE PACKAGE including demonstration application, documentation and MAPS-III (see below).

- Up to 20 USER-DEFINED FIELDS of either numeric- or character-type.
- CHARACTER-type fields may be any length (total: up to 254 characters).
- NUMERIC-type fields feature automatic formatting, rounding, decimal alignment and validation.
- Full feature EDITING when adding or changing records:
  - ENTER FIELD (can't type-in more characters than specified).
  - BACKSPACE (delete last character typed).
  - DELETE FIELD contents.
  - RESTORE FIELD contents.
  - RIGHT-JUSTIFY FIELD contents.
  - SKIP FIELD (to next or previous field).
  - SKIP RECORD (to next or previous record).
- SORTING of records is MACHINE CODE assisted.
  - 200 RECORDS (40 characters) in about 5 SECONDS.
  - ANY COMBINATION of fields (including numerics) with each field in ascending or descending order.
- SELECTION of records for Loading, Updating, Deleting, Printing and Saving is MACHINE CODE assisted.
  - Specify up to 4 CRITERIA, each using one of 6 RELATIONAL COMPARISONS.
  - LOAD or SAVE selected records using MULTIPLE FILES.
  - Example: Select records representing those people who live in the state of Colorado, but not in the city of Denver, whose last names begin with "F" and whose incomes exceed \$9000.00.
  - Example: Select records representing those sales made to XYZ COMPANY that exceed \$25.00, between the dates 03/15 and 04/10.

MAPS-III (MTC AIDS PRINT SUBSYSTEM), included at no charge, has the following features:

- Full AIDS-III SELECTION capabilities.
- Prints user-specified fields DOWN THE PAGE.
- Prints user-specified fields in titled, columnar REPORT FORMAT, automatically generating column headings, paging and (optionally) indentation.
- Can create a single report from MULTIPLE FILES.
- Prints user-defined formats for CUSTOM LABELS, custom forms, etc.

BELOW ARE TESTIMONIALS from owners of AIDS systems. These are absolutely authentic statements and are typical of the comments we receive.

"This program will do more for my business than all the other programs I have, combined."

David Wareham, Vice President (EDP), National Hospital and Health Care Services Inc.

"We have 32 different Data Base Management packages for the TRS-80. AIDS-III is easily the best. It also makes it easier for us to step up to our Model II since the package is available for both computers."

Jack Bilinski, President, 80 Microcomputer Services

"Your AIDS program is far and away the finest information management system that I've ever seen. I am currently using it to maintain a clear picture of the demographic data on all the kids in our residential treatment program and it is working for me superbly."

Frank Boehm, Director, Front Door Residential Treatment Program

- COMPATIBLE with AIDS-II data files and AIDS subsystems.
- Move up from AIDS-II and EXPAND to 20 field capability WITHOUT REENTERING DATA.
- AIDS-II (Model I or II) owners may UPGRADE FOR ONLY \$25.00.

\*WARNING! This program is written in BASIC and can be listed in the normal manner. Modification of program code is NOT RECOMMENDED due to its extreme complexity.

Let your TRS-80® Teach You

## ASSEMBLY LANGUAGE

REMSOFT's unique package, "INTRODUCTION TO TRS-80® ASSEMBLY PROGRAMMING" includes ten 45-minute lessons on audio cassettes, a display program for each lesson providing illustration & reinforcement, and a text book on TRS-80® Assembly Language Programming. Includes useful routines to access keyboard, video, printer and ROM. Requires 16K - Level II, Model I.

REMASSEM-1 . . . . . \$69.95

Let Your TRS-80® Teach You

## ASSEMBLY LANGUAGE DISK I/O TECHNIQUES

REMSOFT does it again! REMDISK-1 is a concise, capsulated supplement to REMASSEM-1. Package consists of two 45-minute lessons on audio cassettes, and display programs providing illustration and reinforcement. Provides specific track and sector I/O techniques, and sequential and random file access methods and routines.

REMDISK-1 . . . . . \$29.95

## MTC AIDS - II

Ailing information? Doctor it up with AIDS-II. This Automated Information Directory System offers twelve user-defined fields with full feature editing when adding or changing records. Selective Loading, Updating, Deleting, Printing and Saving records may be accomplished using any of six relational comparisons. Also features machine code assisted sorting (200 records in about 5 seconds) by any combination of fields, and much more! Unique "windowing" capability allows directories of unlimited size. Window size is typically 200 or more records in 32K. Can be used for mailing lists, client reference reporting, appointment "calendars", inventory records and other information systems. Easy to use. Defining a system takes about a minute. MAPS-I (MTC AIDS PRINT SUBSYSTEM) is included at no charge. MAPS features full AIDS-II selection capabilities, prints user-specified fields down the page, produces user-specified columnar report formats with automatically generated column headings and paging, and allows user-defined print formats for custom forms, labels, etc. Add subsystems for additional capabilities. May be upgraded to AIDS-III when required.

MTC AIDS-II . . . . . \$ 49.95  
For Model II . . . . . \$ 79.95

## AND OTHER MYSTERIES

Volume II

Forward by H. C. Pennington

Call now and place your order for his new book, "MICROSOFT™ BASIC AND OTHER MYSTERIES." A primer for cassette and disk BASIC on the TRS-80, the information provided applies to similar MICROSOFT™ BASIC interpreters. Features include definition of terms, an overview of BASIC and DOS, explanation of exits, error codes, verb actions, "cold" and "warm" restart procedures, and examination of system utilities, arithmetic support and I/O driver routines, and the communications region in RAM. Individual routines are explained in detail, with an index provided for easy access. Appendixes include tables for BASIC and DOS vectors, stacks and interrupt locations, PLUS thousands of comment lines for the complete MICROSOFT™ BASIC. Available from the publisher in just a few short weeks, the price is less than \$30.

← **MORE**  
PRODUCTS ON PAGE 4

## Let Your TRS-80® Test Itself With THE FLOPPY DOCTOR & MEMORY DIAGNOSTIC by THE MICRO CLINIC

A complete checkup for your Model I. THE FLOPPY DOCTOR completely checks every sector of 35- or 40-track disk drives. Tests motor speed, head positioning, controller functions, status bits and provides complete error logging. THE MEMORY DIAGNOSTIC checks for proper write/read, refresh, executability and exclusivity of all address locations. Includes both diagnostics and complete instruction manual.

SYSTEM DIAGNOSTICS . . . . . \$19.95



**IN YOUR TRS-80® MODEL I OR MODEL II DISK SYSTEM**

**MODEL I . . . \$24.95**

**MODEL II . . . \$39.95**

**Compare AIDS-III/CALCS with any other data management package under \$100!**

- Fields in any order, with optional indentation
- Computations using field values and constants
- Columnar subtotals and totals
- Full AIDS-III selection of records to be printed

**Use for accounting, inventory, financial and other numeric-based information packages.**

### CALCS-III REQUIRES THE PURCHASE OF AIDS-III OR AIDS-II

- Add \$2.50 for standard UPS shipping & handling
- \$2.00 EXTRA for C.O.D.
- Ohio residents add 5½% sales tax.



**TO ORDER CALL TOLL FREE**

**1-800-321-3552**

IN OHIO call (216)289-7500 (COLLECT)

# META TECHNOLOGIES CORPORATION

26111 Brush Avenue, Euclid, Ohio 44132



800827

TRS-80 and Radio Shack are registered trademarks of Tandy Corp.



# 80 REMARKS

by Wayne Green

*"I can't really be critical of Radio Shack for being slow in keeping up with the pioneers of new hardware and improvements on their software."*

## What About Tandy?

You'll find me being critical of Radio Shack where I feel that they can improve their act. I think you'll find me properly appreciative when they do come up with improvements and, hopefully, tolerant when I can see that things are beyond their control.

For instance, I can't really be critical of Radio Shack for being slow in keeping up with the pioneers of new hardware and improvements on their software. Since I am fighting a similar battle against time with Instant Software, I realize how long it takes to implement something new, particularly when your reputation is at stake. It's easy to rush a new program out to the market as long as you don't care whether it has bugs or not, or whether it is the best one out of its type. This is why so many of the smaller program houses have such a high percentage of crap. Tandy can't afford that any more than Instant Software. Innovation takes an exasperatingly long time, and we live with it, though not graciously.

Recognizing that I tend to hear the horror stories, I'd like to hear from any programmers who have had a happy relationship with Radio Shack. Before I go warning programmers to be extra careful, I'd like to make sure that I have the facts. Billion dollar firms are difficult to deal with and can inadvertently squash individuals without being aware of it. The higher ups

are protected from the flak by armies of lower echelon people, who do not want to "bother" the bosses.

### Change in Strategy

When 80 was started, I planned to keep the higher level TRS-80 articles in *Kilobaud Microcomputing* as a sort of "next step upwards" for computerists. Since that time, the market has changed and the magazines must change with it. *KM* has gained a wider business and education-oriented readership.

There are still hobbyists, but they are quite a different breed, for the most part, from the computer hobbyists of five years ago. I suspect that most of the circa 1975 hobbyists have either quit in disgust over the problems they encountered or else are alive and well, but working in the industry. The new hobbyists are less interested in designing circuits than in writing programs and finding out better ways to use microcomputers. They have become trapped by the enjoyment and mental expansion which computers bring. They are the new "hobbyists."

In line with this concept it seems appropriate to let 80 cover the world of the TRS-80 and *KM* the rest of the systems—all at a fundamental level that can help newcomers learn about computing.

In line with this basic concept we are looking for articles which will help newcomers over the hurdles. If you are a rank beginner, you might

keep a log of the things that perplex you and then, when you have surmounted these problems, take the time to offer help to those who are to come after you.

Beginners need articles that explain in English about all of the mysteries of computers. They want to know about all the different kinds of printers and which they need to buy. They want to know about memory and storage devices. I have yet to see a good article anywhere on all of the different kinds of disk units. They want to know about I/O ports, about control systems, about languages and operating systems. They want up-to-date information. Get busy. We pay well for articles.

### The Future

How can one look very far into the future of computers? The changes are coming on a monthly basis. It is almost all we can do to cope with the present, much less predict with success what things will be like in five, ten or twenty years.

Yet, when we look back on the past, we find that most of the things we have at present were reasonably predictable.

Microcomputers can save a whale of a lot of money and time (which is money) for businesses, so in the future, we are going to see them being used heavily. One of the more significant developments will be a universal electronic mail system. Once that is up and running I think micros will be getting into businesses at



Lew Kornfeld, the president of Radio Shack, attended the showing of the three new TRS-80 computer systems at the recent press conference in Ft. Worth. That's Lew on the left, me on the right.




The Model III was a good move, if not particularly newsworthy in view of the small changes between it and the Model I. It does pave a way toward eventually stopping production on the Model I, which FCC noise requirements would have dictated anyway.



# Very sharp printout at very low payout

**\$595\***



## The Heath H-14 Printer gives you high-performance features at one of the lowest prices anywhere...

- 5 x 7 dot matrix and high quality impact printhead give you clear, easy-to-read images
- Standard 96-character ASCII set, UPPER and lower case
- Operator or software-selectable line widths; 132, 96, or 80 characters
- Compatibility with any computer having RS-232C or 20 mA current loop serial interface, with handshaking
- Sprocket paper feed, with adjustable spacing, to keep paper moving smoothly
- Sustainable print speed approximately 30 characters per second
- "Paper jammed" and "paper out" signals to prevent loss of data
- Selectable baud rates from 110 to 4800
- Convenience of standard fan-fold paper, 2.5 to 9.5 inches wide
- Chrome wire rack to keep paper neat

### Visit your Heathkit Service Center

H-14 Printers are on display at the 61 Heathkit Electronic Centers throughout the U.S. and Canada. See your telephone white pages for the location nearest you.

In the U.S. Heathkit Electronic Centers are units of Veritechnology Electronics Corporation.

\*In kit form, FOB Benton Harbor, MI. Also available completely assembled at \$895.00, FOB Benton Harbor. Prices subject to change without notice.



The H-14's remarkable price includes connecting cables, paper rack, paper, and ribbon — so you're all ready to run. And service for the H-14 is available at 61 Heathkit Electronic Centers in the U.S. or Canada.

Check out the microprocessor-based H-14 Printer today, in kit form or factory assembled. You'll find complete details in the newest, FREE Heathkit Catalog. Send for yours today, or pick one up at the nearest Heathkit Electronic Center. **Dealer inquiries on assembled units are invited, too.**

**Complete service, so you're never left out in the cold**

✓ 383

**Heath®**  
Computer Systems

**Send for  
FREE Catalog**

Write to: Heath Company,  
Dept. 035-704,  
Benton Harbor, MI 49022





a much faster clip than they are at present. That use alone will more than pay for the computer.

The software business will, I expect, grow significantly for specific business uses. I'm still not wholly convinced of the place of the computer in the home, or even of the concept of the personal computer. I suspect that the media have been led astray by these terms.

The more I think about home applications for the computer, the more convinced I am that most of these applications will be taken over by dedicated microprocessors. Sure, we can run a microwave oven with our home computer, but with a lot less trouble we can build a chip into the oven to do the job. Ditto watering the lawn, security for the home, and ditto, I'm afraid, for almost every other application which comes to mind for the home. Sorry about that, home computerists.

As more and more of us work at home or use a computer for educational purposes at home, perhaps the home computer will come into its own. I don't think it will be much different from a school computer or an office computer. Oh, an automated index to our records and books would be handy... if we want to spend the time it takes to input all that data and keep it up to date. The idea is boggling to me since I have, perhaps, 5,000 books to index and, perhaps, a thousand records with God knows how many cuts on them. Then there are all those magazine articles I would like to be able to find. It comes down to whether or not I can afford a full-time secretary to put all that data into the computer so I can find the record or book I want. I can do that pretty well now, without the index—if I spend a bit of time searching. That may be more efficient than the index.

What do you think?

## Threats from Japan

Virtually every Japanese electronics firm has had a microcomputer on the market. It was only a matter of time before some of these outfits started looking to see what they could do over here. One of the first units to come over was the Sord, but it was a quarter-hearted effort and unsupported by significant advertising, so nothing came of it.

At NCC in May I saw the first of NEC systems being shown. I am not yet sure that Nippon Electric will be coming over in force, but their success in Japan and their competitive edge against Apple may turn the trick.

More definite are the plans by Matsushita with their Panasonic and Quasar brand consumer electronics. They showed their Quasar system at the summer CES (June) in Chicago and generated much enthusiasm. I talked with them about this and they are projecting sales of about one million systems for 1981. At approximately \$400, the computer is not much larger than those language translators, a hand-held unit. Even with all of its accessories, it will fit in a small attache case. It's ideal for the traveling businessman or salesman. They just might reach their goal in 1981, unless Radio Shack pushes hard with their very similar TRS-80 Pocket Computer.

Another interesting system shown at CES

was from Casio. Casio says they intend to be the largest microcomputer firm in the U.S. by 1982. With enough software support and the well-known Casio advertising and marketing, they might do it.

Apple? Their sales are growing rapidly, but limited available software could be their Achilles' heel. The Apple may take a licking with competition from the NEC and new TRS-80 Color equipment, particularly if NEC makes a strong move to get software support for their system.

## New Hardware

Tandy's Model III is a nice development, as is the TRS-80 Pocket Computer, but perhaps Radio Shack is reacting too much to the hardware competition and further splintering their ability to support their systems with software.

I remember the panic which came over Mits when they saw Sphere coming out with a 6800 based computer. Instead of pushing ahead hard with their 8080 based system and developing further hardware and software support for that, they squandered their lead by trying to quickly compete with the Sphere system introducing their own 6800 computer. The result was a multimillion-dollar disaster. I suspect their pushing the 6800 was the downfall of Mits, weakening their cash situation, curtailing their growth, and eventually forcing them to sell out to Pertec, where massive indifference to

the micro market quickly sank whatever was left of Mits.

If Mits had pushed their advantage and not gone into a panic mode over the Sphere, which folded up as a result of poor design, an almost total lack of software support and insufficient financing, Mits might be one of the largest firms in the field today. Millions of dollars down the tubes.

I can understand the worry by Radio Shack over the Quasar and Panasonic pocket computers and it may turn out that the effort required to turn out Radio Shack's own system was well invested. But with six different computer models to support, even the resources of a billion dollar firm are straining beyond what seems practical.

The TRS-80 color unit looks good in response to the growing market share being taken by Apple.

The Model III TRS-80 is an appropriate response to the need of businesses and schools for more self-contained units and to the recent increase in Commodore sales resulting from their single unit system design. The software compatibility with earlier TRS-80 systems is a big plus and, I suspect, that the design considerations were not a big deal for Tandy. Model III is more a repackaging project, a successful one, I would say.

Come 1983, which manufacturer will be in the driver's seat?

# INSIDE 80

by Ed Juge, director of computer merchandising, Tandy Radio Shack

Last month space did not permit telling you about our new printers in the Radio Shack line for 1981. Introduced at the same time as our new computers, they have been quite well received. I'd like to tell you about two of them now.

The first is our new TRS-80 Line Printer VI available September 30. It is a very low-profile, 14-inch wide, 132-column printer, which can be pinch-fed, but comes with a removable, adjustable tractor feed. It has a nine-wire dot-matrix head, and produces four print sizes (5, 7.5, 10, or 15-characters-per-inch), plus graphics characters. Of course it offers upper and lowercase. Its speed is 100 CPS, and the LP VI is bi-directional. The average throughput is 33-lines-per-minute and it uses our standard parallel port interface.

## Versatile Feed

The versatile feed system allows you to use tractor-fed forms from four to 14-7/8-inches wide, or even single sheets of paper (pinch-feed). It's also rated for the original and two copies. Its overall size is only 6 1/2 x 13 1/2 inches, and it weighs only 28 pounds. Exclusive of the cable, it's only \$1,160.

The other new printer is our TRS-80 Plotter/

Printer, scheduled in limited quantities, for the end of November. If your primary requirement is plotting, but you don't want to buy a separate printer to list your programs, this might just handle both of your needs. This unique intelligent plotter draws with a standard ballpoint pen, on a continuous roll of pin-fed, 9-inch wide paper. It can handle complex plots and graphs with outstanding resolution, and it can print upper and lowercase letters, approximately nine per inch, or 75 per line, at a nominal five-lines-per-minute.

The TRS-80 Plotter/Printer uses our parallel interface, weighs in at 26 pounds, and is 7 1/2 x 18 1/4 x 14-4/5 inches. The price, excluding cable is \$1,460.

This might be a good time to publicly reply to a fairly common question...and, I admit, some complaints. The complaints seem to revolve around a customer who bought a TRS-80 and Scripsit, but wanted someone else's printer. Now he can't get them to work together properly. Nor can he get anybody at Radio Shack to tell him how to make them work.

Well, I can certainly sympathize. At one time, I did a bit of drooling over one of the non-Radio Shack word processing printers. I was

Inside to page 40



# WE HAVE A FULL HOUSE



## Buy Only From a "Factory Authorized Source"



### PRINTERS


List Your  
Price Cost

Okidata Microline 80 .....	\$ 945.	<b>Ask for Our Price \$800</b>
Anadex Model DP-8000 or DP-8000AP ....	\$1095.	<b>Ask for Our Price \$895</b>
Anadex Model DP-9500 or DP-9501 .....	\$1650.	<b>Ask for Our Price</b>
Epson Model TX-80B Friction Feed ....	\$ 710.	<b>Ask for Our Price</b>
Epson Model TX-80B Tractor Feed & Graftrax .....	\$ 799.	<b>Ask for Our Price</b>
Epson Model MX-80 .....	\$ 699.	<b>Ask for Our Price</b>

### INTERFACES


Okidata Microline 80 Tractor Feed. .	\$100.
Okidata Microline 80 RS-232 Interface with 256 Character Buffer .....	\$200.
All above Printers — Cable from Printer to TRS-80 ....	\$ 35.
Epson-Serial Interface & Cable .....	\$ 90.
Epson-IEEE 488 Interface & Cable	\$ 80.
Epson-Apple Plug-in Interface & Cable .....	\$110.

### PRINTER STANDS



Systems  
Furniture  
Universal  
Printer  
Stand  
without  
top, but  
with paper  
basket  
.....\$120.

### TRANSIENT CLIPPERS



The ideal Line Voltage Transient Clipper from PDF  
protects against • High Energy Voltage Transients  
• On-Off Switching • Lightning Induced Transients.  
Model C-120Q (Other Models Stocked) .....\$57.50

**ASK FOR  
OUR INSTANT  
DISCOUNT!**

**CALL TOLL FREE**  
U.S.A.  
1-800-521-2764  
MICHIGAN  
1-800-482-8393



**WRITE TO:** ✓ 438  
"The Stocking Source"  
23995 Freeway Park Dr.  
Farmington Hills, MI  
48024



# 80 INPUT

*"The next time you... use the VTR  
to record that great movie from TV...  
label yourself... a thief, or worse, a pirate."*

## Computronics' Rebuttal

I wish to take issue with the statement made by Peter J. Brennan on Page 11 of the July, 1980 issue of *80 Microcomputing*. In that issue, Mr. Brennan states that Computronics is "too expensive." I wish to point out some benefits one receives when subscribing to the *H & E Computronics Newsmagazine* for \$24 per year.

1. Twelve monthly issues of the magazine are devoted largely to the serious TRS-80 owners rather than the hobbyist.

2. A 48-page catalog containing 180 software items written by established houses.

3. A money-back guarantee on all the software we sell (and even a money-back guarantee on disk drives and printers).

4. A free cassette containing five programs.

5. We have a special help line, and in-house programmers who will answer any question related to the TRS-80, including questions about hardware or software, wherever purchased.

In closing I wish to quote a part of a letter that we published in our magazine.

"...I very much appreciate your software refund policy. I was astonished at the speed with which you refunded me the price of the Income Tax Pax B program that I found not very useful at all. You may be sure that when I buy software in the future, you will be my first source. I don't want to return it... I want it to work right... but it's nice to know I am not stuck with useless stuff."

Who gave us such a nice compliment? Peter J. Brennan, the writer of the negative remark published in your July, 1980 issue.

*Howard Y. Gosman, Publisher  
H & E Computronics, Inc.  
Spring Valley, NY*

## A Hobbyist's View

As a would-be computer hobbyist, and subscriber to several magazines, I have difficulty with the recent articles on theft and pirating of programs.

Since no one seems to write in behalf of the hobbyist, I'll take a shot at stating an alternate view. As usual, the press jointly pursue an issue and wholesale articles are written expressing a position on a subject affecting the publishing world directly.

My main objection is the association of theft and/or pirating as randomly applied to anyone accepting a program other than by direct purchase. It is bad enough to label and name call, but to offer rewards for arrest and conviction

of these people is really getting small. Worse still, it will not cure what you believe to be a problem. The truth really is simple... because programmers know very well that programs are hard to protect and therefore control, prices are set high enough to recover a dollar percentage which will return a viable profit on investment.

Hobbyists in computing, as in radio, fishing, music and others, form common groups to exchange ideas, and yes, to exchange material or to jointly purchase items or materials. To call the members of such groups thieves or pirates would be ridiculous.

Consider the following example of a similar industry and problem.

Recording equipment is sold in various forms at most major stores in any community. These devices record either audio, electrical impulse, video or combinations of these. The next time you or a friend use the VTR to record that great movie from TV, remember the \$25 million cost to produce it, the \$400 daily rental loss, the \$4.50 ticket price not paid to the local theater, and in keeping with your thinking, label yourself and your friend a thief, or worse, a pirate.

I personally have 30 to 40 hours of taped movies; great movies, but I didn't pay for them. More importantly, I'm not selling them. That is my point; by my way of thinking, no one is a thief or pirate unless they take something from someone and use that something for personal gain. You have not proved to my satisfaction that this is, in fact, being done with computer programs. Rather than inhibit growth, users groups and exchanges of information have generated demands that have pushed home computer technology ahead at a faster rate than originally dreamed was possible.

*Ronald Dudeck  
Ontario, CA*

## A Better Byte Loader

The RSM-2 machine language TRS-80 monitor from Small Systems Software, is a high quality product. It can do much more than Radio Shack's T-BUG and should be considered a necessity for any serious 80 user.

The 16K cassette version sells for \$26.95 and a symbolic listing is available for \$7.50 to those who have purchased the tape.

I have a modification to the RSM-2 which improves its byte loading utility.

The byte loader is activated by the U command of the RSM-2. To enter the loader program, type a U and follow it with the hexadeci-

mal destination address of the first byte to be loaded. Hit the ENTER key and you will see the address displayed on the video monitor. You can then enter any desired bytes in hex code. Each character will appear on the monitor as you type, with a format consisting of an address followed by eight bytes per line, much like that of the familiar DUMP command.

While using the byte loader, three commands are available and can be used at any time following the entry of a complete byte. Pressing L displays the next destination address and starts a new line. The left arrow deletes the last byte entered. BREAK exits from the loader and returns you to the RSM-2 command mode.

*Chesney E. Twombly  
Kennebunk, ME*

### Twombly subroutine A.

This symbolic listing shows the changes to RSM-2 that are required in order to implement the TRS-80 better byte loader. RSM-2 is the 16K cassette version of the TRS-80 monitor available from:

ADR0	EDU	6E2B
KEYB	EDU	6D25
CRT	EDU	6FFE
SP1	EDU	6E39
USER	EDU	6F00
	ORG	6C18
6C18	3E C3	LD A,C3
6C1A	32 00 7F	LD (USER),A
6C1D	3E 01	LD A,1
6C1F	32 01 7F	LD (USER+1),A
6C22	3E 7E	LD A,7E
6C24	32 02 7F	LD (USER+2),A
6C27	C9	RET
	ORG	6EB1
6EB1	00	NOP
6EB2	00	NOP
6EB3	00	NOP
	ORG	6EB0
6EB0	CD 18 6C	CALL 6C18
6EC0	00	NOP
6EC1	00	NOP
6EC2	00	NOP
	ORG	7E01
7E0C	07	BYTE RLCA
7E0D	07	RLCA
7E0E	07	RLCA
7E0F	07	RLCA
7E10	C5	PUSH BC
7E11	47	LD B,A
7E12	CD 3D 7E	CALL INHEX
7E13	00	ADD A,B
7E14	C1	POP BC
7E15	C9	RET
	END	

*Twombly routines cont.*



## Browning Attacks

I keep reading of the outrage and frustration that some folks suffer or seem to suffer from having their programs copied by scoundrels who won't buy them.

Let me tell you that your outrage is small compared to that of my own. I am a user of programs, not a writer, since I am much too busy and too inexperienced to write the complex and badly needed programs to assist me in the operation of a fairly large insurance agency.

I have purchased many programs in an attempt to get what I need to run \$11,000 worth of computers, and have begun to realize considerable contempt for sellers of programs which are advertised to do something great. The ads do not tell what they don't do; sometimes they don't even work at all, and sometimes they disable the main program and make it unusable.

Consider a program called Pencil/Pal, supposed to add names from a mail list to a form letter created by Electric Pencil. It works... sort of... but the ad doesn't say that it disables the most valuable feature of Electric Pencil, that of being able to handle words in a continuous string, with Pencil doing the work of justifying and placing everything where it belongs. Also lost is the variable line length: You are stuck with 62 characters to a line and the necessity of a carriage return at the end of every line.

The \$35 is gone and the seller of the program won't give it back even though his program creates more problems than it solves.

I can give you many more examples since I have about \$500 worth of programs that don't work. I've got some darn good ones, too, but

I've had to go through pure hell to find them.

You won't find me in the sympathetic group for those who cry about having their programs ripped off and not getting paid for what they supposedly do such a good job of. I've been "had" too many times by these guys. The ones who really do a good job get my money and my appreciation, and more than that, they get referrals.

I am glad to part with my bucks to the guy who knows that he has to do a good job and take a little risk and sometimes even do it over to get it right.

I think the one who does a poor job deserves some "advertising" too.

One other thought before I sign off... I sure get tired of waiting for that "fantastic new program." You know the one. Full color ads, all those features. But after you send your \$100, they tell you it won't be available for 60 to 90 days. Are they testing the market to see if there is a demand for the item, and if they get enough positive response they try to invent the product??

Goodnight VTOS wherever you are.

Kaye Browning  
Roy, UT

## MicroComputer Responds

As author of Pencil/Pal, I would like to respond to Kaye Browning's criticism of our low cost (\$35) form letter generating program. Pencil/Pal allows the user to automatically generate form letters from address and letter files which are created using the Electric Pencil, Scripsit, or any other text editor or BASIC program that produces ASCII files. Letters may be

printed to a subset of the address file by specifying one or two "select codes." The select code may be any string of characters in the address field or the user's own custom code (account #, phone #, amount due, etc.).

In contrast to Ms. Browning's comments, Pencil/Pal performs exactly according to its extensive documentation. Her comment that Pencil/Pal has "disabled the most valuable feature of Electric Pencil" is misleading. In fact, Pencil/Pal does not tamper with Electric Pencil code at all. I believe she is referring to the fact that the user must end each line of the form letter with a carriage return (ENTER). This feature allows the user to format the output exactly as desired (one is not "stuck with 62 characters to a line"). The user may elect to right-justify or hyphenate his letter manually, a small inconvenience which may yield a more professional looking output than is possible with many word processors (hyphenation reduces the disturbing gaps between words that often occurs when the Electric Pencil justifies).

I believe that Pencil/Pal is a functional, bargain-priced software package that saves a considerable amount of labor for those individuals or small businesses that require automatic generation of form letters.

I would also urge anyone that is watching their hard earned software dollars to request a copy of a program's manual before investing in the actual software. Advertising copy cannot always tell you all the features or limitations of a program. The manual for Pencil/Pal is available for \$5 (applied toward purchase price of \$35).

Rodney B. Murray, Ph.D.  
President, MicroComputer Specialists  
Elkins Park, PA

### Twombly subroutine B. cont. from previous page

7E01	EB	START	EX	DE,HL
7E02	CD 2B AE	ADDR	CALL	ADDR
7E05	CD 25 AD	BYTES	CALL	KEYB
7E08	CD FE 4F		CALL	CRT
7E0B	FE 1D		CP	1D
7E0D	C2 1A 7E		JP	NZ,CKAD
7E10	CD FE 4F		CALL	CRT
7E13	CD FE 4F		CALL	CRT
7E16	2B		DEC	HL
7E17	C3 05 7E		JP	BYTES
7E1A	FE 4C	CKAD	CP	4C
7E1C	C2 22 7E		JP	NZ,LOAD
7E1F	CD 02 7E		CALL	ADDR
7E22	CD 44 7E	LOAD	CALL	CONVT
7E25	CD 5C 7E		CALL	BYTE
7E28	77		LD	(HL),A
7E29	CD 39 AE		CALL	SP1
7E2C	23		INQ	HL
7E2D	7B		LD	A,L
7E2E	E6 07		AND	7
7E30	FE 00		CP	0
7E32	CA 02 7E		JP	Z,ADDR
7E35	C3 05 7E		JP	BYTES
		ORG	7E3D	
7E3D	A7	INHEX	AND	A
7E3E	CD 25 AD		CALL	KEYB
7E41	CD FE 4F		CALL	CRT
7E44	B6 47	CONVT	SUB	47
7E46	F2 3D 7E		JP	P,INHEX
7E49	C6 06		ADD	A,6
7E4B	F2 53 7E		JP	P,OK
7E4E	C6 07		ADD	A,7
7E50	F2 3D 7E		JP	P,INHEX
7E53	C6 0A	OK	ADD	A,10
7E55	FA 3D 7E		JP	N,INHEX
7E58	C9		RET	
7E59	CD 3D 7E	INBYTE	CALL	INHEX

## 80A1D

### File Transfer Aid

Ed Maurer (July 1980) asked about communication between the TRS-80 and Digital PDP 11/70. I do it all the time between the house and the office where we run a DEC PDP 11/40 using the RSTS/E operating system and DEC's PIP program.

Ed doesn't say what operating system his machine uses but almost all DEC monitors have some version of PIP and would probably work. Of course the DEC machine will have to have a dial-up keyboard port.

At home I have a 48K system with a Tandy RS-232 board, a Tandy Telephone Interface modem and a couple of disks. The key is the software. I run Lance Micklus' ST80-II Smart Terminal program.

Woods Martin  
Houston, TX

### Power Outs

All microcomputer owners have had to live with disruptions caused by power failures. For reasons unknown to residents of Ashland, Oregon, we seem to experience this problem at least once (if not more times) each month.

Hardware is available to protect the CPU from power surges, but is anything available that could supply back-up power during outages—so I wouldn't lose the program in the memory?

J. Ngan  
P.O. Box 621  
Ashland, OR 97520

Try May Day power supply devices from Sun Research, Inc.—Eds.



## 80 DEBUG

## SET/RESET Bug

The following is a correction to the SET/RESET subroutine call which appeared in my article in the February, 1980 issue. The key is the loading of the HL register pair with the address of a right parenthesis. Unfortunately, I overlooked this omission when proofreading the article.

```
LD    HL,RETRN
PUSH  HL          ;put return address on
***** LD    HL,18DH ;point to a right paren-
                      thesis
                      *****
LD    A,set/reset code
.
.
etc.
```

I have received numerous letters and phone calls about the article. There seems to be quite a large number of your readers who are interested in assembly language programming. Regrettably, I simply do not have the time to answer all the letters.

Wes Thielke  
Mercerville, NJ

## Revised Line Formatter

In my subroutine for formatting lines (page 162 of the July 1980 issue) there is a bug lurking which can at times cause an illegal function in line 30040. The malfunction is caused by the addition of 2 in line 30000 to set the number of lines to be printed. If the second line is not needed, a negative number will be sent to the argument of the RIGHTS instruction in line 30040, and this generates the FC message.

Alterations to fix the problem simply made the routine more bulky and complex, so I decided to revamp the whole thing. The

revised listing follows:

```
5  CLEAR 510
10 REM * PUT LINE TO BE PRINTED INTO A5
20  GOSUB 30000
30  END
30000 R3=0:A5=A5+CHR$(129):R4=LEN(A5)
30010 FOR R1=41 TO 1 STEP -1:R5=MID$(A5,R1,
1):IF R5=CHR$(129)
THEN 30040
30020 IF R5=" " THEN 30030 ELSE NEXT
30030 R3=R3+1:R1$(R3)=LEFT$(A5,R1-1):A5=
RIGHT$(A5,R4-R1):R4=R4-1:GOTO 30010
30040 FOR R2=1 TO R3:LPRINT R1$(R2):NEXT
30050 R5=LEN(A5):LPRINT LEFT$(A5,R5-1):RE-
TURN
```

In response to inquiries, this routine may also be used with printers having different print widths. Resetting the value of R1 in line 30010 to the proper width plus one is the only change necessary. For example, for a print width of 80 characters change the line to read:

```
30010 FOR R1=81 TO 1 STEP -1: etc. . .
```

John D. Adams  
Sylmar, CA

## Swords and Sorcery Fix

All right, all right. So nobody's perfect. Granted, there were problems with our listing of the Swords and Sorcery program in the August issue. But it wasn't all our fault. You guys who insist on writing those 255 character program lines have to share some of the blame.

Since our print driver routine sources the program from an ASCII formatted file, super-long lines just don't make it. So, from now on, keep those lines around 240 characters and don't forget to include the line numbers when you're counting.

Listed below are the corrections you've been waiting for.—Eds.

```
10 DATA 160,190,191,180,184,191,191,191,191,191,188,144
,160,186,191,191,191,191,191,191,191,191,191,191,1
91,191,188,188,144,160,190,191,147,175,191,191,191
,191,191,191,191,191,159,131,179,191,181,160,190,1
91,191,151,160,191,191,168,191,186,
15 CLS:
CLEAR 250:DEFINT L:XX=458:GOSUB 65:FOR X=1TO9:READ
Y,Z:A(X)=Y:B(X)=Z:NEXT:DATA 15898,3,15961,7,16023
,16,16086,17,15969,4,15907,2,15844,1,15781,0,15717
```

*Swords and Sorcery fix conts.*

*Program continues*

## A Second Opinion

Mr. Brennan has indicated in his letter in the July issue that there are problems with the Scripsit program, and that as far as he is concerned, Electric Pencil is a much better word processor. He is correct in the former, and probably correct—for him—in the latter, but I suspect the fact that he had EP first has somewhat biased his opinion. After all, nobody is denying that EP is an excellent program.

Here is what I did to overcome the problem that both he and I (and no doubt others) had when using the program with a serial printer. The specific problem I had is related to the way my printer (an Anderson Jacobson 841 I/O) handles combinations of carriage returns and line feeds. The printer ignores the first line feed after a carriage return. Unfortunately, Scripsit generates a line feed after a carriage return whenever it wants to do double line spacing or to insert extra lines between paragraphs (curse it!).

As Mr. Brenner states, if you tell the program that you want triple-line spacing when you really want double, you get it, but your page divisions are thrown out of place. Consequently, a little more devious method has to be used.

After a little research with a disassembler and a character search routine (both in MON4, by Hubert S. Howe), I used Apparat's excellent program Superzap to make the following changes to Scripsit.

Memory location 7171H—(disk location 0B1F1H) and memory location 7185H—(disk location 0B205H)—change value 0AH (line feed) to 0DH (carriage return) and the line feed problem vanishes.

The most obvious criticism of Scripsit concerns the instruction tapes, or rather the fact that no other way of learning Scripsit is offered. The tapes are in fact quite good, but I and quite a lot of other people who use the program have met word processors before. The idea of spending three to five hours listening to the tapes nearly stopped my wife from using the program altogether. Why there isn't an alternative way of discovering how to use the program, Tandy only knows.

Once you have toiled through the learning process, the documentation is perfectly adequate for reference purposes. However, I have some objections to some of the things I cannot do with text formatting statements. Despite all claims to the contrary, it is not possible to display on the video the text as it will be printed, since the video display has no provision to do formatting according to the imbedded printer formatting instructions. The second problem is the difficulty of imbedding control characters (such as back space) into the text. The third is that I cannot find a way to do "reverse paragraph indenting," i.e., having every line but the first of a section be indented by say, eight characters, while retaining right margin justification. This last may not be a normal requirement, but it is very useful if you deal with numbered sections in technical documents.



# EXATRON STRINGY FLOPPY<sup>T.M.</sup>

**SPEED  
LOW COST  
RELIABILITY**

Exatron is a California based corporation that has been in business since 1974. As well as the Stringy Floppy, Exatron designs, manufactures and sells state-of-the-art electro-mechanical equipment for a variety of commercial and industrial applications. Exatron is an established supplier of automatic test equipment to manufacturers, and large OEM users, of integrated circuits worldwide.

The software in every ESF adds a parity bit to every byte saved on tape, and a checksum to the end of every file. These are checked both after recording data and upon replay, any detected error is indicated by a message on the video display. This system of automatic error checking gives confidence in any data saved, also each wafer is rated for at least 2,000 complete passes past the record/replay head.

- ▶ Assembled and tested
- ▶ All operating software in ROM
- ▶ Fully automatic operation
- ▶ Professional quality
- ▶ No Expansion Interface required
- ▶ Large Owners Association
- ▶ High speed operation
- ▶ Extremely reliable
- ▶ No technical knowledge needed

## WHAT IS IT?

The Exatron Stringy Floppy (ESF) is an extremely fast, reliable, economical alternative to cassette or floppy disk storage of computer programs or data.


Totally self-contained, the ESF has no buttons, switches, knobs or levers to adjust or forget. All of ESF's operations are under the computer's control.

## HOW DOES IT WORK?

The ESF uses a miniature tape cartridge (called a 'wafer') as the data storage medium, about the size of a business card and 3/16th of an inch thick. The tape used inside the wafer is a special Mylar based Chrome Dioxide type, specially developed for digital applications. Wafers are available in several lengths, 5 feet being the smallest and capable of holding up to 4 thousand bytes of information—the 75-foot wafer is the largest available and can hold up to 64 thousand bytes of data.

The wafers contain a single reel of the special tape connected as a continuous loop, the ends being spliced together with a piece of reflective tape. In operation the ESF drive unit pulls the tape from the center of the reel inside the wafer, causing the entire reel to rotate. Thus, the tape automatically winds itself around the outside of the reel at the same rate as which it is pulled from the center. This process is similar to that found in an 8-track cartridge.

The ESF transport mechanism is very simple, consisting of a precision die-cast aluminum block—with a capstan, drive motor and magnetic record/replay head mounted on it. The wafer loads into a slot in the casting (it will only fit the correct way) and the tape is driven at a single point by the capstan, past the record/replay head.



## HOW DO YOU USE IT?

Once connected to your computer the ESF operating system needs to be activated—simple. Just type 'SYSTEM'(enter), and in response to the ? prompt type '12345'(enter). Your TRS-80 will instantly display the ESF sign on message 'EXATRON STRINGY FLOPPY VERSION 4.1', and from this point onwards you will have the extra commands '@LOAD', '@SAVE' and '@NEW' recognized by your TRS-80.

The ESF's operating system is built into the electronics of the unit, in much the same way that BASIC is built into the computer, so it is always available—the SYSTEM command is to let your computer know that the ESF has been connected. If you normally reserve some memory for subroutines then the ESF software will relocate itself under your selected top of memory. The ESF uses only 4 bytes of your available RAM, these bytes are used to 'point' to the 2048 bytes of software in the ESF unit itself.

## WHAT'S THE CATCH?

Well, the only catch that most people find is that they have to actually pay Exatron for their unit! Even this is no big deal.

Starter Kits are available with the Exatron Stringy Floppy, a supply of wafers, a bus extender and a selection of useful programs—for \$299.50.

Through regular advertisements in both Kilobaud Microcomputing and 80 Microcomputing, owners are kept informed of the latest developments in wafer-based software. Plus hundreds of user 'workshops' are starting up over the country, so you can always be sure of being near to another ESF owner.

Exatron also gives a 30-day full money-back guarantee, with a 1 year parts and labor warranty on the unit.

If you have any questions about the ESF then give Exatron a call on the Hot Line (outside CA) 800-538-8559.

East Coast customers can call 800-343-4424 (inside MA 617-899-3862)

Open House Workshops take place from 9 am till 1 pm every Saturday at Exatron's factory in Santa Clara, and on the East Coast the last Saturday in each month at Micro Communications, 80 Bacon Street, Waltham MA 02154. All are welcome.

**exatron**

181 Commercial St.  
Sunnyvale, Ca 94086  
408-737-7111

TRS-80 is a trademark of the Radio Shack Division of Tandy Corporation.



```

,0:R$=" OUR BUNGLING HERO "
20 RANDOM:PA=2:B$(1)="CLANK ":B$(2)="SLASH ":B$(3)="WOO
SH ":B$(4)="BONG ":B$(5)="CRASH ":B$(6)="BING ":B$
(7)="CLANK ":S$(1)=CHR$(160)+CHR$(183)+CHR$(181)+C
HR$(183)+CHR$(181)+STRING$(60,32)+STRING$(4,149):Q
$=CHR$(149):K$=CHR$(132)

120 IF RND(PN)*2<=RND(PN)*RND(2) GOSUB65:PRINT"A DRYAD
HAS OFFERED TO BE YOUR":PRINTTAB(12);"GUIDE":PRINT
TAB(6);" DO YOU WISH IT ?":GOSUB110:GOSUB90:IF AN=
89,F=1 ELSE IF RND(0)>.2 GOSUB65:GOSUB 500:GOSUB10
5

140 PRINT"DO YOU WISH TO CONSULT THE GREAT";:PRINTTAB(1
2);"ORACLE ?":GOSUB110:IF AN=78,180 ELSE CLS:XX=20
2:GOSUB 65:PRINT:PRINT"AHA! TO GAIN FAVOR WITH THE
FAT ONE AND GET THE POOP YOU NEED YOU MUST FI
RST APPEASE HIM.":PRINT

540 PRINT"YOU MUST STOP AND REST BEFORE GOING ON.":IF F
PRINT"THE NYMPH THINKS THAT THE DUNGEON IS LESS T
HAN";ABS(L-20);"YERBS AWAY":ELSE PRINT"YOU HAVE TR
AVELED";INT(ABS(DT-L)*.75);"FARBLE WARFERS"

570 PRINT:PRINT"YOU HAVE BEEN CAPTURED BY GOBLINS":IF E
<>1,600 ELSE PRINT"THEY WANT THE SWORD THAT ONCE B
ELONGED TO THE OLD ONES -":PRINT"WILL YOU TRADE IT
FOR YOUR FREEDOM ?":GOSUB110:IF AN=78,600 ELSE E=
-.8:PRINT"IT IS THEN AGREED":GOSUB1

600 Q=RND(30):IFG>=Q PRINT"THE GOBLIN LORD FREES YOU FO
R";Q;"GOLD COINS":G=G-Q:GOTO580:ELSE IF W<=0,R4=8:
PRINT"YOU ARE ENSLAVED":GOTO3000:ELSE PRINT"YOU AR
E SOLD TO THE SATYRS BY THE GOBLINS":GOSUB760:GOTO
580

610 IF R=0 PRINT:PRINT"LOOK! THERE IS THE ENTRANCE TO T
HE DUNGEON":GOSUB105:PRINT"H";:FOR EX=1TO61:PRINT"
M";:GOSUB80:NEXT:PRINT "!":PRINT"THEE APPEARS TO
BE A GUARD":GOSUB105:PRINT"IT'S TOO DARK TO SEE FR
OM HERE - MUST GET CLOSER ":GOSUB10

680 VA=448:VB=462:FOR V3=1TO2:FOR LZ=VA TO VB:PRINT@LZ,
E$(WX);:GOSUB90:PRINT@LZ,E$(8);:WX=(3-(WX-5))+5:NE
XT:GOSUB 660:VA=462:VB=476:NEXT V3:PRINT@VB,E$(4);
:GOSUB685:PRINT@VB,E$(5);:GOSUB685:PRINT@VB,E$(5);
:PRINT@VB,E$(4);:FOR X=1TO3

682 PRINT@492,E1$:GOSUB100

690 PRINT@490,E3$;:GOSUB100:PRINT@490,STRING$(8," ");:G
OSUB90:PRINT@490,E3$;:GOSUB100:PRINT@490,E4$;:GOSU
B100:PRINT@VB,E$(2);:GOSUB100:CLS:ON RND(4)GOSUB70
0,960,960,700:R=1:W=W+1

691 PRINT:PRINT"OK, YOU'VE FOUND THE PRINCESS":PRINT"LET
'S GET OUT OF HERE !":GOTO620

780 PRINT"WILL YOU AGREE TO THESE TERMS ?":GOSUB110:IF
AN=78 PRINT"OH DID YOU MAKE THEM MAD - THEY DO YOU
IN AND TAKE THE WOMEN":R4=6:GOSUB100:GOTO3000:ELS
E PRINT"THEY TAKE THE WOMEN":IF RND(0)>.03 PRINT"T
HEY CURSE YOU":K=-5

860 CLS:SP=540:FOR X3=1TO RND(3):X6=1:GOSUB885:FOR X4=1
TORND(50)*10:NEXT X4:CLS:GOSUB85:NEXTX3:X6=3:GOSUB

```

*Swords and Sorcery fix conts.*

I must admit that I have not been troubled by Mr. Brenner's problem of not being able to read the disk directory directly from Scripsit, but then I didn't really expect to. I am annoyed by EP's habit of putting its own file extension on things—I find that Scripsit is an excellent means for generating source files for the disk assembler (*much* better than the editor which comes with that assembler), and for that as well as for sections of a long document, I want to add my file extensions.

I don't find that the command formats of Scripsit are particularly cumbersome, particularly since they allow you to have several blocks marked at any one time—but that is one of those things that is subjective. However, the fact that EP loses characters at the ends of lines is a serious defect for anyone who types quickly (not me, I hasten to add).

For anyone considering buying either of these programs, I can only hope that these debates in the letter columns are a help. In my opinion, either is a good buy; Scripsit is \$50 cheaper, and I prefer it. Admittedly, it won't do some of the exotic format control which is available under UNIX on a PDP-11/70—but for a few hundred thousand dollars less, it seems pretty good value for the money.

*R. J. Lighton  
Wood-Ridge, NJ*

## Subs for INKEY\$

I was reading Mr. Martinott's letter in the July issue which concerned Mr. Himler's article in the April issue, when I had an idea. I tried it and it works! I submit the following two subroutines:

```

1000 W$=""
1010 W$=W$+INKEY$:IF LEN(W$)<NC% THEN 1010
ELSE RETURN

1500 W$=""
1510 W$=W$+INKEY$:IF RIGHT$(W$,1)<>TC$ THEN
1510
1520 W$=LEFT$(W$,LEN(W$)-1):RETURN

```

Subroutine 1000 will return with a string of length NC%. Subroutine 1500 will return with the characters input preceding the character in TC\$. Neither of these subroutines prints the string being input. If that is required PRINT@PA%,W\$; could be inserted between INKEY\$: and IF in lines 1010 and 1510.

Note that these subroutines have fewer restrictions than the regular input statement. Subroutine 1000 will input anything that can be input with INKEY\$, which includes all keyboard inputs except BREAK.

Subroutine 1500 also excludes the termination character in TC\$. In addition to the control codes that can be directly keyed in from the keyboard, such as line feed (the down arrow) or carriage return (ENTER), the ASCII control codes decimal 2 through 26 can be input by pressing the shift, down arrow, and a letter key B through Z. When you press the shift and down arrow, you get code 26 and then the control code when the letter key is pressed while holding down the shift and down arrow. This



```

885:GOSUB100:X6=1:GOSUB885:GOSUB100:X6=4:GOSUB885:
GOSUB105:CLS:GOSUB85:X6=2:GOSUB885:GOSUB95:CLS:X6=
2:GOSUB885:PRINT@287,Q$
862 PRINT@351,K$:GOSUB90

870 PRINT@660,"A ROPE HAS BEEN LOWERED":X6=1:GOSUB885:G
OSUB105:PT=0:Y=RND(4):PRINT@724,"YOU HAVE BEEN RES
QUED BY ":IF Y=1 GOSUB 700 ELSE IF Y=2 PRINT"OH NO
!":GOSUB570 ELSE IF F PRINT"THE NYMPH" ELSE PRINT
"AN OLD LADY":W=W+1

1000 IF X=2 PRINT"HE THRUST HIS SWORD STRAIGHT FOR THE
BODY !":GOTO1030:ELSE IF X=3 PRINT"HE ATTEMPS TO S
EVER YOUR HEAD IN A SINGLE BLOW !":GOTO1030:ELSE I
F X=4 PRINT"HE TWIRLS THE MACE DIRECTLY TOWARD YOU
R HEAD !":GOTO1030

1010 IF X=5 PRINT"HE SWINGS HIS MACE SAVAGELY AT YOUR B
ODY !":GOTO1030:ELSE IF X=6 PRINT"HE GLANCES YOUR
BLOW AND LAYS ON WITH HIS SWORD !":GOTO1030

1015 PRINT"HE KICKS SAND IN YOUR FACE AND SWINGS HIS SW
ORD TO CLEAVE THE AIR AND YOUR HEAD ALONG WITH I
T"

1030 IF RND(0)<=.5+.3*H2/W2,1050 ELSE PRINT"YOU'RE HIT
!":H1=H1-.2:H2=H2-.2:GOSUB100:PRINTTAB(15);"OOOOF
!!":GOSUB95:IF H1>=.05 PRINTTAB(30);"YOU STAGGER A
WAY . . . . .":GOTO980:ELSE PRINTTAB(30);"YOU'RE
DOWN !!!":GOSUB100

1050 X=RND(6):IF X=1 PRINT"YOU STOP HIS BLOW WITH YOUR
SWORD AND BACK AWAY !":GOTO1085:ELSE IF X=2 PRINT
"YOU DUCK UNDER HIS SWORD - VEER FROM HIS MACE AND
ATTACK !":GOTO1070:ELSE IF X=3 PRINT"YOU PARRY TH
EN ATTACK !":GOTO1070

1060 IF X=4 PRINT"YOU KICK HIM IN THE SHINS AND SCAMPER
AWAY !":GOTO 1095:ELSE IF X=5 PRINT"YOU STOMP HIS
TOES WITH YOUR BOOT !":GOTO1095:ELSE PRINT"YOU SL
ASH LEFT !";IF RND(3)=1 PRINT:ELSE PRINT"YOU SLAS
H RIGHT !"

1070 FORX3=1TOH3:IF RND(0)<=.1 PRINT"YOU MISSED HIM !!!
!":ELSE X=RND(H3):IF X=1 PRINT"YOU GOT HIS LEG !":
W2=W2-(DS+H2/5):W3=W3-(DS+H2/5):ELSE IF X=2 PRINT"
YOU'VE SLASHED HIS ARM":W2=W2-(DS+H2/3):W3=W3-(DS+
H2/5)

2120 PRINT@347,S$(1):GOSUB90:PRINT@347," ";PRINT@4
12,S$(2);GOSUB90:PRINT@412,S$(1):PRINT@604,"SLURP
!":GOSUB90:PRINT@663,"BU";FOR X=1TO10:PRINT"R";
NEXT:PRINT"P !!";GOSUB100:PRINT" HIC !":GOSUB10
0:R4=2:GOTO3000

3100 PRINT" WOW! CAN";R$;"RUN. WHAT AN EXHIBITION OF BL
INDING SPEED. UNFORTUNATELY IT OCCURRED AS A RESUL
T OF A BLISTERING DISCOVERY CONCERNING DRAGONS AND
IN THE OPPOSITE DIRECTION OF THAT OF THE PRINCESS
.":GOTO4500

4000 PRINTR$;"HAS PULLED IT OFF - THE PRINCESS HAS BEEN
RESCUED";IF G>RND(30) PRINT;" - IS IMMEDIATE
LY ACCEPTED INTO THE KING'S COURT AND IS ALLOWED T
O DO ALL THOSE NICE LITTLE THINGS THAT ONE DOES HA
PPILYEVEER AFTER":GOTO4500

```

*END of Swords and Sorcery fix.*

combination with the letter A gives a code of 1 which is the same as the BREAK key and has the same effect.

*David S. Tilton  
Manchester, NH*

## A Word for NEWDOS

It is with pleasure that I comment on three week's experience with Apparat's NEWDOS 80.

We have saved much time by using the DELETE/INSERT and DUPLICATE commands for program lines. These have proven invaluable in making major program modifications.

The improvement to SUPERZAP with the DFS command going right to the start of a file has helped our understanding of machine language and our debugging when setting up new files.

The manual tends to be grossly confusing at times and I sense the production of a new jargon which I don't care for, but overall the program has saved us time, and has saved us far more in money than it cost, even though we have only had it three weeks.

On this basis, which for a businessman is a primary consideration, NEWDOS 80 is an excellent program.

*Peter G. Dunn  
Sturdivant and Dunn, Inc.  
Conway, NH*


## On the Beach

Congratulations on your 80 Microcomputing magazine and on the excellent quality of the articles and programs, which are improving every month.

To confirm my interest, I enclose a photo at a Saint Tropez French Riviera beach, reading 80 even during my vacation!

As one of your numerous readers, I can assure you of my subscriber fidelity.

*J. R. Israel  
Paris, France*



*80 on the French Riviera.*



# LOOKING FOR **MODEL I** **AND MODEL II** **BUSINESS SOFTWARE?** **WE HAVE HUNDREDS** **OF QUALITY BUSINESS** **PROGRAMS IN STOCK!** **AT PRICES YOU CAN** **AFFORD.**

## ◀ **WHERE YOUR TRS-80\* MEANS BUSINESS** ▶

For the first time you can fill most of your software needs with one telephone call. Whether you are trying to find a specific program, custom software or just help with your system—give us a call.

Invoicing • Inventory Control • Accounts Payable • Accounts Receivable • Payroll • General Ledger • Letter Writer • Word Processing • Mailing • Manufacturing Inventory • Cost Accounting • Sales Reporting • Stock Market • Business Statistics • Statistical Analysis • Data Base Systems • Medical Billing • Dental Billing • Special Industries • Advanced Accounting • Income Tax • Language • Personal Finance • Technical Programs • Insurance • CPA • Law Office • Asset Depreciation • Job Cost • Utility Programs • Education • Games • Home Programs • Loans • Credit Bureau • Electronics • Test Systems • Sports • Art • DOS Systems • BASIC lessons • and much more!

Send for our free catalog or give us a call today. We also do custom programs as well as buy top quality programs.

**Summer Special:**

**Complete business system \$299.95**



**OVER 100 OF THE BEST  
BUSINESS PROGRAMS FOR  
THE TRS~80\* MODEL I  
AND MODEL II IN STOCK  
READY FOR  
IMMEDIATE DELIVERY.**

**LET US ANSWER YOUR  
QUESTIONS TODAY.**

We now sell:

Structured Systems Group • Graham Dorian • Magic Wand™  
• Digital Research, Inc. • Osborne/McGraw Hill • Compiler  
Systems • Software Mart Software

**Software-Mart** ✓ 286

24092 Pandora St • El Toro CA 92630

*In California Call (714) 768-7818 Call Toll Free 1 (800) 854-7115*



**24 Hour Service**



**OUR BEST ADS ARE NOT WRITTEN — THEY'RE RUNNING ON TRS~80'S**

All Software Mart Programs are sold on an "as is" basis and with "All Faults" Prices and programs are subject to change without notice.

Magic Wand™ is a Trademark of Small Business Applications, Inc.

\* TRS-80 is a trademark of the Radio Shack Division of Tandy Corporation.



# 80 APPLICATIONS

by Dennis Kitsz

*"The principle of the clock is simple: Forty times each second, a pulse is sent from the expansion box to the keyboard unit."*

**D**oes anybody really know what time it is? Does anybody really care?" Personal computers were still half a generation away when Chicago sang those words, but the phrase has a special kind of relevance for TRS-80 users. How can you get the time when you want it, yet prevent it from intruding when you don't need it?

Your 80 can tell time in two ways. Firstly, an 80 can be forced to keep track of certain predictable events, and update an internal clock program; and secondly, it can read an external clock which ticks along irrespective of the computer.

## Built-in Clock

The clock most familiar to Radio Shack users is that built into the expansion interface, which disk and Level III users can print by means of the `TIME$` command. The principle of this clock is simple: Forty times each second, a pulse is sent from the expansion box to the keyboard unit. The pulse enters via the interrupt line, causing the computer temporarily to set aside its activities in order to update the seconds, minutes, hours, days, months and year. When you ask for the `TIME$` command, the computer merely looks to the area of memory in which it has stored this updated information, and sends it to the screen or printers.

This method is easy to use, but there are some problems with it. Naturally, you need the expensive expansion interface and special software to use the 25 millisecond interrupt. To keep accurate track of the time and date, your computer must remain on 24 hours a day. Without disk, special tape software must be loaded if an inadvertent reset should occur. And don't forget that a `CMD "T"` must be executed before every `CLOAD` and `CSAVE`.

But more important than any of these, is the deleterious effect the 40-times-per-second interrupt and update can have on a program in execution. To keep track of the real time, the in-

terrupt method steals valuable program time.

This month's column will present two inexpensive alternatives to the expansion box clock. The first of these is based on a once-per-second interrupt, reducing execution-time overhead to a reasonable amount. The other system uses a new integrated circuit clock chip, MSM5832, manufactured by OKI and available for \$9.80 from Digi-Key Corp. (P.O. Box 677, Thief River Falls, MN 56701, 800-346-5144).

Before we start wiring, let's find out what's important to know about computer clocks. The primary consideration regarding the clock itself is accuracy, especially if it is to be used by the computer to control external machinery, for example, which is critically time-dependent.

The expansion interface clock uses a quartz crystal time base, which is accurate to .001 percent. This percentage tells us that after 100,000 seconds (about one day), the clock will be fast or slow by one second.

But, there is an even more accurate source: the power line itself, which, because it is linked into a large network of generating systems, must maintain a virtually absolute synchronization over the long term of 60 clock cycles per second. Short-duration lags and leads may appear, but the percentage of error over a year is negligible.

## Ancient History

Other things to consider are 60 seconds to the minute, 60 minutes to the hour. That's our legacy from the Babylonians and their base-60 number system, so the computer clock has to remember that 59 plus one carries into the hundreds place. Then the Caesars gave us Julius and Augustus to deal with, meaning a duodecimal year, and some irregularly numbered months also turned up.

And finally, a pope named Gregory is remembered because the calendar bearing his name dramatically dropped a few days right out of the middle of the sixteenth century and

left us with an uncomfortable phenomenon known as leap year. Because of the vagaries of personal pride, tradition, astronomy and Renaissance, no number system, not even hexadecimal or octal, can compare in complexity with our very own calendar.

Fig. 1 presents a very simple interrupt-driven clock. You'll find no provision for battery backup, since clock updating is done by the computer—no power, no TRS-80. The transformer is 6.3 volts (Radio Shack #273-1384 will do fine). It both powers the circuit and provides the 60-Hz pulse to the system. The sine-wave pulse is shaped into a neat digital signal by Schmitt Trigger Z1. Z2 divides the signal by 12, providing five pulses per second, and Z3 then divides that by five. We are left with a one-second pulse at the output of Z3.

This signal isn't useful exactly as it is, though. Why? When the computer receives any interrupt, it sets aside its current activities and, via a specified program, services that interrupt. Within a few microseconds it's done with that process, and it tries to return to the main program. But the divided-down, one-second pulse is too long. It's on for one-half second, then off one-half second, which means that it will still be on when the computer returns to the main program. The computer, being ignorant and slavish, will bounce unquestioningly back to the interrupt routine and update the time again. And again. And again—until the pulse turns off. By this time, the clock is probably telling you it's tomorrow.

To remedy that problem, the one-second pulse is fed into a flip-flop. The computer provides a very useful handshaking signal called an "interrupt acknowledge" (INTAK), which in effect says, "Okay, bud, I got yer order. Now lay off." So when the clock's interrupt pulse goes on, INTAK immediately resets the flip-flop, cutting the interrupt off; the CPU updates the clock, and is able to return to the main program. It is not again disturbed until the one-second

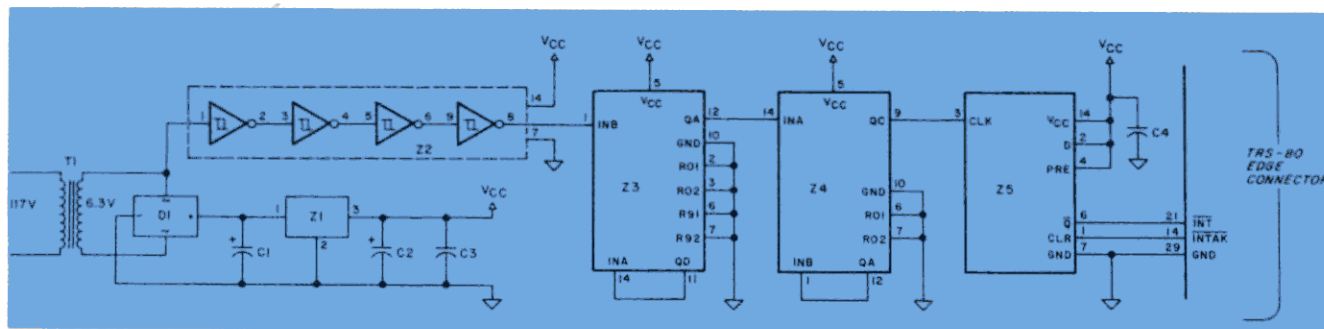


Fig. 1. Real-time Clock Using One-second Interrupts



# Enjoying 80 MICRO ? then read on...



**80 MICROCOMPUTING** has proven, in its first several issues, that it can give you more information on the TRS-80\* than any other single source. The magazine has grown more informative with each month and we still have lots more interesting ideas in the works for you.

With the TRS-80\* (or 90...etc.) being the most popular microcomputer in the entire world, you are going to benefit from this in many ways. The more computers there are out there of one kind...the more good programs you are going to have for this system. I hope that is obvious. You may be sure that **80 MICROCOMPUTING** will be packed with the shorter programs and reviews of the larger ones. You can waste an awful lot of money on stuff that looks great in the ads, but fizzles out when you try to use it. You need our reviews.

The wealth of programs will also mean that there will be much better programs for the TRS-80\* than any other system. Put yourself in the seat of a computer programmer and you'll understand this. If you are going to spend several months developing a comprehensive program, and it takes all of that to write and debug a big program, would you write it for a system which has sold one hundred units or one which has sold over 300,000 systems? The answer is obvious...and this is why we are already seeing programs coming out for the TRS-80\* which are far better than anything for any other system on the market. This is tough for other systems...the law of the computer jungle.

Between our connections with Instant Software, the largest publisher of microcomputer programs in the world, and Kilobaud MICROCOMPUTING, you know that **80 MICROCOMPUTING** is going to be your most important link with software for the TRS-80\*.

With Instant Software being sold and promoted in every country in the world where the TRS-80\* is being sold, our input of programs is also the best in the world. We get programs submitted from everywhere...often from 50 to 100 a week! You'll get the cream of the crop either published or reviewed in **80**.

## HARDWARE TOO

The same law of the computer jungle holds for hardware. Would you, as a manufacturer, market an accessory for a system which has sold 100 units or would you go

first for the one which has sold hundreds of thousands. It is, as with software, self-evident why the great bulk of the hardware accessories for computers are for the TRS-80\* these days.

**80 MICROCOMPUTING** has the advantage of the use of the largest and most complete microcomputer lab in the world...the one developed for Instant Software and Kilobaud MICROCOMPUTING. This means that most new pieces of equipment are tested and in use by our staff...and this means that we can tell you what we think is outstanding...and where we find ripoffs. This lab is important to you.

## SUBSCRIBE

If you are not already a subscriber to **80 MICROCOMPUTING**, please get signed up right now. The yearly rates are \$18, and that is a bargain. Just one single program of use to you can be worth much more than that. One review of an accessory could save you many times that much investment. I would appreciate it if you would appoint yourself a committee of one to get more subscribers for the magazine. You will benefit even more than we do here at the magazine...because the more readers we have, the more ads we will be able to attract...and the more ads, the more pages of articles you will get every month.

The **80** market can, I think, support a couple of hundred pages of ads...and that would mean a magazine of nearly 500 pages a month. That should hold you. You may not have time left to use your computer.

## ENCYCLOPEDIA

If you've read Kilobaud MICROCOMPUTING, you know that I try hard not to

duplicate published material. My concept is that every reader should save every issue (we sell inexpensive boxes for this so they can sit on your library shelf) and treat the magazine as a continuing encyclopedia of computing. I make sure that much of the material in each issue is written in simple language so it will be understandable by even the rawest newcomer to computers. Oh, I have articles for the more advanced users too, so you'll have something to look back over later and use as your understanding of your system grows.

Try to think of **80 MICROCOMPUTING** as more of a large club newsletter than an ivory tower high-level publication. I'll leave the pomp to other publishers...the ones with the well-deserved inferiority complexes who cater to their inadequacies by publishing esoteric baloney. This magazine is written by the readers and edited by people whose aim is to help you enjoy your TRS-80\*.

## SAVE

With each issue costing \$2.50 at your computer store, that's \$30 a year. For \$18 a year you can subscribe...at least for now. As the magazine expands, please do not be surprised if the cover price increases, along with the subscription price. I started **73 Magazine** for radio amateurs twenty years ago with a cover price of 37¢ (two for 73¢) and it is up to \$2.95 a copy now (and it is the largest of the ham magazines).

For you bargain hunters...and those who find that one year goes by all too rapidly, the three year rate for **80** is \$45. This, too, will be going up...reflecting the inflation, paper increases, postage increases, and a short vacation for me in Hong Kong next year. Someone has to pay for that.

If the coupon below has been used, please fill out subscription form on the Reader Service card in the back of the magazine

**YES!** Sign me on as a subscriber to  
**80 Microcomputing** for only \$18 a year!

Card # \_\_\_\_\_ Exp. \_\_\_\_\_

Signature \_\_\_\_\_

Name \_\_\_\_\_

Address \_\_\_\_\_

City \_\_\_\_\_ State \_\_\_\_\_ Zip \_\_\_\_\_

- ☐ 12 issues — \$18
- ☐ 36 issues — \$45
- ☐ Please bill me
- ☐ Payment Enclosed
- ☐ Master Charge
- ☐ VISA
- ☐ American Express

**80 microcomputing**  
Peterborough, N.H. 03458

Subscription begins with next published issue.  
Back issues, while available are \$3 each.  
Canada: \$20 per year US funds.  
All other foreign subscriptions: \$28 one year only.

\*TRS-80 is a trademark of Tandy Corp.



ond pulse again trips the flip-flop.

### Round-the-clock Time

You can build this real-time clock for under \$10 (cheap enough so you can toss it out if you purchase an interface). But for a few dollars more, the luxury of round-the-clock time is available. The secret is the OKI clock/calendar integrated circuit, which is set up for use with microcomputers instead of LED readout digits. To make it work you will need a 32.768-KHz watch crystal (also sold by Digi-Key), a port chip available at Radio Shack, and some simple logic.

The clock chip provides just about all the features we might need: time in hours (12 or 24-hour format), minutes and seconds; month, day and year (even leap year); and day of the week. Beyond the basics, the MSM5832 can provide timing signals to the computer 1,024 time per second, once per second, once per minute, or once per hour. A battery backup of just 2.2 volts will keep it timing when the rest of the system is off. Fig. 2 presents the complete timekeeping circuit for the TRS-80. (Since 74LS260's were in short supply when this article was being prepared, Fig. 3 is an alternate for that part of the circuit.)

The main disadvantage of the integrated circuit clock device is its technology. At present, low power consumption (for battery backup), high density (to squeeze the clock/calendar on the chip), and high speed (to be compatible with fast-moving microcomputers) are not all economically possible.

Although the MSM5832 is billed as a microcomputer-oriented clock, it is not directly compatible with the TRS-80. Intermediate logic

must be used to latch onto the clock information in its own good time and feed it to the 80 as the computer's signals speed by.

The INS8255 peripheral interface device does this job, setting up a slower, "private" bus between itself and the MSM5832. The data flows to and from the clock through the 8255's port A, the clock's address (for seconds, minutes, etc.) is selected through port B and special timekeeping features are commanded through port C.

The 8255 circuit is wired so that the clock can be placed at an appropriate place in the TRS-80's memory map. The Z-80 microprocessor has 16-pin connectors which are used to produce an address, or specific memory location. The highest number that 16 lines can produce is 1111 1111 1111 1111 in binary or 65,535 decimal. Within this universe reside the different types of memory used by the 80.

BASIC ROM uses the lowest 12,287 bytes of memory (0000H to 2FFFH). The keyboard needs only eight bytes, but because of electronic and software design convenience, actually takes up an area 1,024 bytes long (3800H to 3BFFH). Cassette, printer and disk eat up a few bytes from 37E0H to 37FFH, and the video screen has a 1,024-byte block of memory reserved for its own use at 3C00H to 3FFFH. A full complement of RAM takes up 49,152 bytes from 4000H to FFFFH.

That's a total of 63,504 bytes. What has happened to the remaining 2,032? They are blank, ready for crafty TRS-80 users to put them to work.

But we have to fit our clock in place carefully, if only because some manufacturers (Exatron with their Stringy Floppy and Personal

Computer Products' REX-80) have beat us to it, using this blank block for their own ROM.

Besides, in the near future this column will present a way of adding 2K of your home-programmed ROM to the system from 3000H to 37CFH. So we will place the clock at 37D0H, 37D1H and 37D2H, out of the way of the operating systems mentioned above, and just below the cassette, printer and disk addresses. In Fig. 2, Z1 and Z2 do the decoding work, permitting our access to those 13 addresses only (See Table 1 for details).

Complete software for both clocks will be presented next month.

### Assembling the Clock

Wiring the interrupt-based clock is very simple, and, except for the transformer, it can be done on a single board, the RS #276-170 (Fig. 1).

For the interrupt-based clock, only three contacts of an edge connector are used, so you might consider mounting the entire circuit inside the TRS-80 case. The OKI clock/calendar is larger and needs many of the computer lines, so an edge connector is imperative.

Cable connectors for the TRS edge card can be purchased from several sources, including Digi-Key and Advanced Computer Products (P.O. Box 17329, Irvine, CA 92713; 800-854-8230), and cost about \$12.

Those with more patience and less cash can purchase Texas Instruments 40-pin connectors with 0.1-inch spacing. Digi-Key sells these \$2.76 connectors, which can be combined with inexpensive multi-conductor cable sold by BNF Enterprises, formerly B & F, Peabody, MA. Extender cables are available to connect any number of components to the TRS-80 bus from Exatron (3555 Ryder St., Santa Clara, CA 95051; 800-538-8599). A two-for-one cable is \$15, and each additional connector attached to a cable is \$5.

The MSM5832 circuit is a bit more complicated than the basic interrupt clock and sockets should be used for Z3 and Z4. The clock chip is one of those static-sensitive circuits which should be handled carefully, even though it employs internal protection. Most of all, make sure you do no experimentation or testing with the power connected. Complete the circuit. A

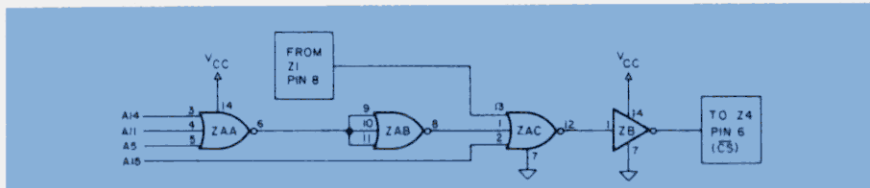


Fig. 2. Real-time Clock Using MSM5832 Clock/Calendar

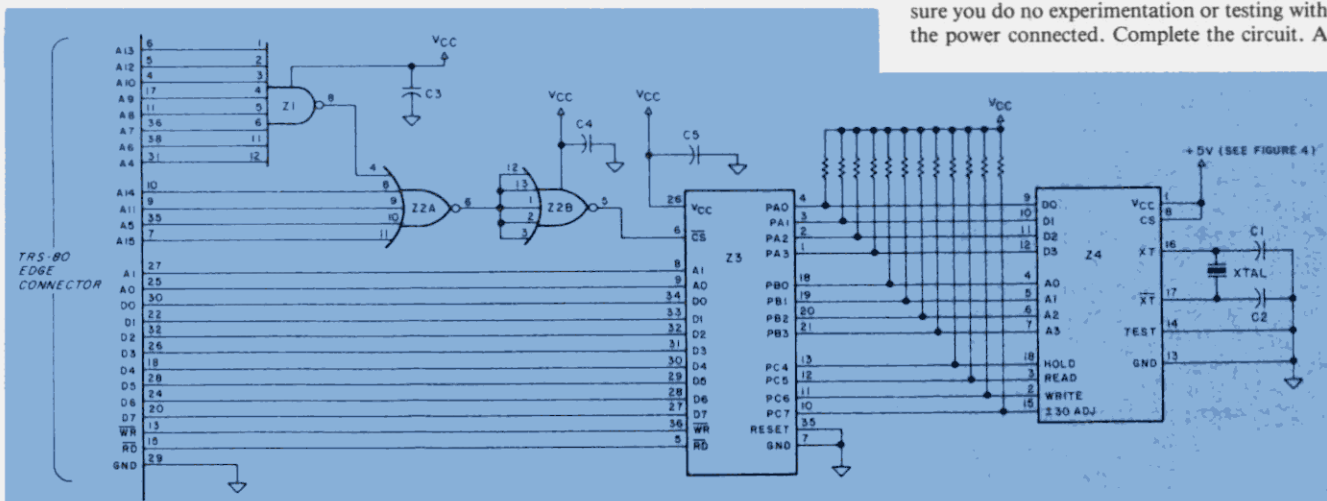


Fig. 3. Real-time Clock Using MSM5832 with Alternate Circuit to Replace 74LS260

## How To Decode The Clock Address

Write the address in both hex and binary and determine the corresponding Z-80 address lines:

3	7	D	0
0 0 1 1	0 1 1 1	1 1 0 1	0 0 0 0
15 14 13 12	11 10 9 8	7 6 5 4	3 2 1 0

### Rules:

- To create 37D0, eight of these bits (address line) must be 1. Four of the bits must be 0.
- The lowest four bits will change as we select 8255 ports A, B, or C (37D0, 37D1, and 37D2).
- The 8255 integrated circuit is turned on when any address from 37D0 to 37DF appears. This "chip select" (CS) signal must be 0 for the 8255 to respond.
- The smallest possible number of IC chips should be used.
- Only chips that someone manufactures should be used.
- The chips you need will always be out of stock. Prepare options.

### Solution:

- There is no unique 37D0 address decoder made, so don't look for one.
- Instead, remember the rules of logic:

INPUT		Type of Gate				
A	B	AND	NAND	OR	NOR	XOR
0	0	0	1	0	1	0
0	1	0	1	1	0	1
1	0	0	1	1	0	1
1	1	1	0	1	0	0

- Put the "1" lines (13, 12, 10, 9, 8, 7, 6, and 4) into a plentiful and cheap eight-input NAND gate (type 74LS30). Result: a "0" output.
- Put the "0" lines (15, 14, 11, and 5), plus the above "0" output into a five-input NOR gate (type 74LS260). Result: a "1" output. That decodes all the lines, and it's pretty close to what we need.
- Put this "1" output into an inverter to change it to the "0" needed to trigger CS. Wait, now, don't get a separate inverter chip. Since the 74LS260 has another five-input nor gate on board, send the previous "1" output into all five inputs of this gate. Voila! Instant inverter.
- Use Fig. 3 when 74LS260s are out of stock everywhere you call.




Photo 1. The complete clock/calendar can be built on a small circuit board. Notice the 32.768 KHz crystal on the far left; it is attached to the board with instant glue.

difference of 0.3 volts between certain pins of this chip can be deadly.

This board can be wire-wrapped or soldered, though use great care, little heat and short leads when soldering the crystal in place. Photo 1 shows the entire circuit on a #276-170 circuit board.

Very important to the proper operation of these clock circuits is a ground connecting the computer at edge card pin 29 to the peripheral device's ground, as in the schematics. I have seen several home-brew devices which would function in most frustrating manner until this ground was put in place. Also, take note of the capacitors between Vcc (collector-voltage sup-

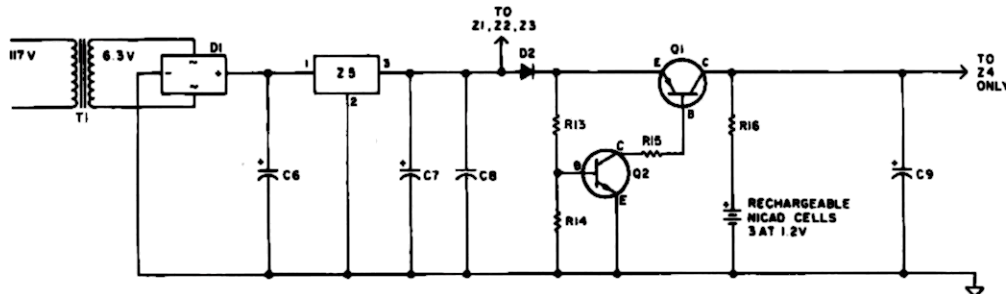


Fig. 4. Power Supply with Battery Backup

The editors plead total insanity in the matter of leaving Dennis Kitz's photos out of last month's Applications. Space was the first consideration. We'll try to make amends in a future column. —Eds.

## Features of the FATIGUE FIGHTER:

- REDUCES OPERATOR FATIGUE THEREBY ALLOWING MORE EFFICIENT USE OF THE COMPUTER
- INSTALLS EASILY WITH PRESSURE SENSITIVE ADHESIVE. NO SCREWS, CLIPS, OR DRILLING TO DAMAGE MONITOR
- DESIGNED TO MATCH TRS-80<sup>®</sup> STYLING FROM THE BLACK AND SILVER BORDER TO THE LETTERING TYPE FACE
- FITS BOTH THE MODEL I AND MODEL II
- DOES NOT VOID THE COMPUTER WARRANTY
- ENHANCES THE APPEARANCE OF THE MONITOR
- PROVIDES A DURABLE, EASY TO CLEAN SURFACE

### TO ORDER SEND:

\*PRICE INCLUDES SHIPPING  
TRS-80 IS A TRADEMARK OF TANDY

Name and Address Typed or Clearly Printed with Check or Money Order for \$9.95\* Per Unit. COD's are \$2.50 Additional Per Order. Florida Residents Add 4% Sales Tax.



SOUTHERN INNOVATIVE DESIGN  
1520 NORTHEAST 12TH STREET  
GAINESVILLE, FLORIDA 32601

### ENTIRE FIGHTER

This product resulted from the following Psychological studies show green to be most pleasant for extended viewing. Eye sensitivity peaks in the green band of the spectrum. Contrast is enhanced by reducing the ambient light falling on a CRT. These three factors combine to fight operator fatigue. Finally, we wanted more than just function. We wanted a filter that visually matched TRS-80 styling. Pictured here is proof of our success, a product we are proud of.

SOUTHERN INNOVATIVE DESIGN

GREEN OPTICAL BAND PASS FILTER





FUNCTION TABLE

ADDRESS INPUTS				INTERNAL COUNTER	DATA I/O				DATA LIMITS	NOTES
A <sub>0</sub>	A <sub>1</sub>	A <sub>2</sub>	A <sub>3</sub>		D <sub>0</sub>	D <sub>1</sub>	D <sub>2</sub>	D <sub>3</sub>		
0	0	0	0	S 1	*	*	*	*	0 ~ 9	S <sub>1</sub> or S <sub>10</sub> are reset to zero irrespective of input data D <sub>0</sub> ~ D <sub>3</sub> when write instruction is executed with address selection.
1	0	0	0	S 10	*	*	*	*	0 ~ 5	
0	1	0	0	MI 1	*	*	*	*	0 ~ 9	
1	1	0	0	MI 10	*	*	*	*	0 ~ 5	
0	0	1	0	H 1	*	*	*	*	0 ~ 9	D <sub>2</sub> = "1" for PM    D <sub>3</sub> = "1" for 24 hour format D <sub>2</sub> = "0" for AM    D <sub>3</sub> = "0" for 12 hour format
1	0	1	0	H 10	*	*	†	†	0 ~ 1 0 ~ 2	
0	1	1	0	W	*	*	*	*	0 ~ 6	
1	1	1	0	D 1	*	*	*	*	0 ~ 9	
0	0	0	1	D 10	*	*	†	†	0 ~ 3	D <sub>2</sub> = "1" for 29 days in month 2 D <sub>2</sub> = "0" for 28 days in month 2    (2)
1	0	0	1	MO 1	*	*	*	*	0 ~ 9	
0	1	0	1	MO 10	*	*	*	*	0 ~ 1	
1	1	0	1	Y 1	*	*	*	*	0 ~ 9	
0	0	1	1	Y 10	*	*	*	*	0 ~ 9	

(1) \* data valid as "0" or "1"  
blank does not exist (unrecognized during a write and held at "0" during a read)  
† data bits used for AM/PM, 12/24 HOUR and leap year  
(2) If D<sub>2</sub> previously set to "1", upon completion of month 2 day 29, D<sub>2</sub> will be internally reset to "0"

Address Decoding Table for Z1/Z2

ply) and ground in both circuits. These should be mounted as close as possible to their respective integrated circuits so they can filter out extraneous signals caused by fast-switching ICs. The pull-up resistors (R1 to R12 in Fig. 2) are essential to the operation of the MSM5832. See Fig. 4 for a diagram of the power supply with battery backup for the MSM5832 clock.

Next month's column will cover machine language and BASIC software for using these real-time clocks.

#### Letters about Applications

Some unexpected difficulties can plague those of us working on hardware additions to the TRS-80. Ron Gillen of Hustisford, WI writes to say that TRS-80 "edge card connectors are not created equal...I purchased a 40-pin edge card connector to replace the failed (cheap) Stringy-Floppy 'Kel-AM' connector. A much more rugged Alpha Mfg. connector was used and, to my dismay, the pins on the edge card side are reversed as pairs. That is, Kel-Am places pin 1 at the top of the edge card and the particular Alpha that I purchased places pin 1 at the bottom of the edge card. This reversal of pairs, which I did not suspect, caused strange and interesting results on the TRS-80 when connected to the ESF cable."

I had the same problem as Ron while building a prototype for this column, so check those cables carefully.

•••••

Several readers have asked where to get parts for projects described in this column. In most cases, parts are readily available from a local Radio Shack. Where special parts are needed, the names and addresses of suppliers will be listed. This question was prompted by the inter-

face published earlier this year. By the time the article appeared in print, Radio Shack had discontinued the 81LS95 and 81LS96 circuits. For those still interested, these ICs may be obtained from any of the mail order firms mentioned in this column.

Will readers who have built or plan to build the device please drop me a post card (Roxbury, Vermont 05669)? Future columns will refer to this small interface if readers have built it and find it worthwhile.

## EDUCATION 80

by Earl R. Savage

The first question of the new 80 owner is: "How and where do I get programs?" You may be a teacher carrying your personal 80 to the classroom. You may be a parent wishing to supplement your child's schoolwork. Perhaps you are in charge of a learning lab with several 80s, or a parent wanting to get your preschooler off to a good start. In any case, there is always a search for good programs.

That need arises again and again when talking with educator-users. Unfortunately, there is no simple answer because the sources are many and, at the same time, few.

At this point in time, there are several ways to acquire instructional programs:

- Write your own programs; this is probably your very best source. Better than anyone, you know what you want to teach and you know the student(s)—where he needs to begin, how he learns best and so on. If you don't know the

Mea culpa, indeed. Chuck Lingo writes from Gardner, KS about those BASIC commands accessible using Seespot! (July):

Your article said all BASIC commands, yet there are only 64 graphic characters and 86 possible key combinations. Where are things such as CHR\$, STR\$, LEFT\$, RIGHT\$...etc.?"

An earlier version of the Seespot program being developed made those extra commands available, but I lost them along the pathway to user convenience. Sometime soon this column will present a quick way of evoking all those BASIC commands via single keystrokes.

•••••

A quick note on the vagaries of electronic developments: This month's topic was well on its way to completion using some entirely different hardware. Until March, when OKI officially introduced the MSM5832, there were only standard clock/calendar chips on the market.

In order to make them microcomputer compatible, the seven-segment LED display outputs had to be converted to binary, using either a home-programmed PROM or a special-purpose National Semiconductor IC. The clock chip's digit strobe was converted into an addressing circuit, and some fancy electronic spaghetti allowed this entire mass to act as a computer clock.

It also cost a lot of time, more money—\$30 and having a friend who could program small PROMs. The OKI data sheet walked through the door at just the right moment, promising to be the perfect solution. But that solution is still some time away, when a computer-bus-compatible, high-speed clock chip finally appears on the market. ■

subject well enough—small engine repair, for example—collaborate with a colleague who does.

This program source is the least expensive but it does take time, a commodity that most of us have in short supply. Since your time is not unlimited, why waste it reinventing the wheel? Write what is *not* available and get what someone else has already invented.

- Copy programs from magazines and books; program listings can be found in many books and magazines. It is true that most are not instructional, but if you look carefully, you'll be surprised how many fall into that category. In addition, you will find others that you can modify in one way or another to turn them into teaching programs.

- Exchange programs with others; this can be a really fine source of programs. You will get a bumper now and then, but that happens

1. Outlasts every competitor—200,000,000 character head warranty
2. No duty cycle limitations—even in demanding business applications
3. Professional print quality—9 x 7 matrix
4. Rugged business use construction—metal chassis—two motors
5. 80 characters per second
6. Upper and lower case—full 96 character ASCII set
7. Double width characters
8. Connects directly to TRS-80™ APPLE® and other computers
9. Block graphics—64 shapes for charts, graphs, diagrams
10. Friction and pin feed
11. Plain paper—up to 3 parts
12. 6 and 8 lines per inch—program controlled paper savings
13. 80 and 132 columns—program controlled
14. Price—the best value in the industry. Call or write today for the name of your local Microline 80 dealer.



# 14 REASONS WHY TRS-80™ OWNERS CHOOSE THE MICROLINE 80

All fourteen are standard with every Microline 80. The only options are snap-on tractors and a buffered (up to 2000 characters) RS232 interface.

## OKIDATA ✓ 245

Okidata Corporation  
111 Gaither Drive, Mount Laurel, New Jersey 08054  
Telephone: 609-235-2600

TRS-80 is a registered trade mark of Radio Shack, a division of Tandy Corp.



when you buy them, too. Exchanging what you have written for what someone else has written is a good and inexpensive way to build up your program library. The cost is limited to your blank tape, postage and, in some cases, a nominal fee.

There are some educationally oriented exchange groups on my present list. I'll share the names and addresses of any exchange groups that send me information about themselves *provided* that they refuse to exchange copy-righted programs. (I won't help them break the law.) If you represent such a group, send me your list and your rules.

● Buy the programs you need; there are some competent and reliable people out there who are writing and selling educational programs. I am also painfully aware that there are some incompetents and/or crooks doing the same thing!

There you have the methods of acquiring educational programs: write them, type them, exchange them and buy them. Do some of each. And don't forget that you can often modify a program to improve it or make it useful for another purpose.

#### Educational Review: Three Program Books

As I mentioned above, one of the less expensive ways to get programs is to type them from listings in books and magazines. It takes some time and care but the cost is much less than buying them on tape. Here are three books in which you may be interested.

#### ● 57 Practical Programs and Games In BASIC (Ken Tracton; Radio Shack #62-2008)

The presentation of these programs includes a brief description, any math formulas used, a sample run, a list and a flowchart. As the title indicates, the programs are in BASIC. Most will run on Level II as written, but a few require modification. For Level I users, more extensive modifications are needed.

Though this volume is well written, there is little here applicable to education except for the advanced math student.

Contents: mathematical functions (42); games (8); electronics (3); miscellaneous (4).

#### ● 80 Programs For The TRS-80 (Perry and Brown, editors; 1001001 Inc., Peterborough, NH 03458)

This book was offered originally as a bonus to charter subscribers of this magazine. The listings are in small print but there are plenty of them. All but a few of the programs will fit into a 16K machine. You will find a variety of educational programs here.

Contents: instruction (15); business (13); games (15); utility (6); personal use (10); energy conservation (3); amateur radio (6); electronics (4); miscellaneous (8).

Instruction breakdown: electronics (1); math (6); social studies (4); reading/spelling (3); music (1).

#### ● TRS-80 Programs (Rugg and Feldman; Radio Shack #62-2064)

This book contains 32 programs for Level II. All will fit into a 16K machine and most will fit into 4K. Each program is explained in thorough

detail including suggested modifications for different uses. The program discussions are so complete that this volume is excellent for study by example, to improve your own program writing. One of the instructional programs (Flashcard) can be used with many subjects and grades.

Contents: instruction (7); games (13); personal use (2); business (1); math functions (9).

When you are typing a listing into your 80 be very careful—go slowly and check often what you have entered. You know that the smallest mistake can prevent a program's running. Especially watch out for the letters I and O as compared with the digits 1 and 0.

If you have several programs to type, try to talk a friend into typing half of them. You can then exchange cassette copies and each of you will have saved half the time. In any case, it is a good idea to take a typing break now and again; being tired leads to *mistakes*!

#### Recording Scores

You may want to record your student's score on an instructional program. If you have even the simplest printer, you don't have to copy scores manually from the display. The following listing will do the job on the Radio Shack Quick Printer II. Change the commands to suit

your printer:

```
1030 PRINT "PLEASE SWITCH ON THE
1035 IF INKEY$="" THEN 1035
1040 LPRINT "NAME : "AS : "NAME
1045 LPRINT "PROGRAM : AMATEUR
1050 LPRINT "SCORE : "R"RIGHT OF "T"
1055 FOR X = 1 TO 4 : LPRINT : NEXT
1060 END
```

The variable names will have to be changed to agree with those in the program. If you're wondering about line 1055, that simply runs the paper up four lines so that the printout clears the tearbar.

This small section prints the essential information and is easily expanded to include whatever you want on the record. Best of all, not only can you put it in programs that you write, but you can insert it easily into any you have written or any that you have bought.

#### A Reminder

Don't forget to send me information on your program exchange group so I can pass it along to other readers. And let me know of any special topics you would like discussed in the future. ■

## 80 ACCOUNTANT

by Michael Tannenbaum C.P.A.

Last night, a warm Sunday evening, while my dog and I took our customary walk, I bumped into my next door neighbor. He looked harassed and down in the dumps. On inquiry, he told me a sad tale of his slaving over the books in his office all weekend long. His major problem was getting the payroll recordkeeping up to date in order to file his quarterly returns. His was a sad, but familiar tale.

#### CP/M and CBASIC

Radio Shack has recently released the Model II Payroll package (Catalog # 26-4503). Although this effort has some flaws (such as no New York city withholding computation), it represents a substantial piece of work. It can certainly be considered for locations where a city tax is not required or can be calculated as a percentage of gross pay or federal tax.

In addition to the Radio Shack package I will also evaluate the Structured Systems Group, Inc., (SSG) CP/M (Control Program for Microcomputers) payroll package.

It's no secret that TRSDOS has many disk operating system competitors. The most popular of the alternate systems is CP/M, developed by Digital Research, Pacific Grove, CA. CP/M was established as an industry standard long before the Model I TRSDOS was a working system. In fact CP/M was almost adopted as the Model I operating system and was licensed by Tandy although it was never released.

The major problem with CP/M in the Model I was that standard CP/M required low memory in order to work. This area was already used by the Level II ROM. CP/M had to be rewritten to function above the ROM.

Because CP/M has been readily available, many firms have developed software to integrate with it. One such firm, Software Systems, Inc., developed a BASIC interpreter called CBASIC. CBASIC differs from standard Radio Shack BASIC by requiring a compilation phase before execution. At the conclusion of the compilation phase, a special program is created that can be executed but not listed. It is interpreted by the run-time module of the CBASIC system. In this way vendors of CBASIC programs can retain control of the source code. This means that purchasers of CBASIC programs cannot modify the programs without the assistance of the vendor.

#### SSG Payroll

One of the vendors using CBASIC and CP/M is SSG of Oakland, CA. Their payroll system is distributed by computer stores throughout the country and is part of a total integrated accounting system. Although the system is distributed on three single-density eight-inch disks, it will run on a two-drive Model II. Drive A (equivalent to drive 0 in a TRSDOS system) contains the system and drive B (equivalent to drive 1) contains the data. The



# Transform your programming language into a real data base management system

**\*SPECIAL NOTE!**

HDBS interfaces with CBASIC under CP/M, with TRS-80 (Models I and II), and with APPLE DOS.

**NEW!**

**A major breakthrough in data handling for micros!** At best, existing programming languages provide only rudimentary file handling capabilities. With HDBS (Hierarchical Data Base System), you can now *transform your programming language* from an ordinary file handling system into a flexible, powerful, and productive data base management system.

**HDBS provides the two components any genuine data base system must have:**

1. The Data Description Language (DDL), an easy-to-use, stand-alone language for specifying blueprints or schemas of data base organization.
2. The Data Manipulation Language (DML) for manipulating (storing, accessing, modifying, deleting) data organized according to a data base blueprint. The DML extends your data handling capabilities by allowing you to embed powerful data manipulation commands in the programs you write. The commands are stated through the "CALL" facilities of your programming language.

**HDBS users are...**

- free of the need to design files.
- free of the need to merge files; there is no scattering of data over several files. Records of many different types are automatically maintained in a single, integrated organization...one that can be spread over numerous disk drives.
- free of the need to be concerned with disk I/O because it is handled automatically by HDBS.

**HDBS offers...**

- hierarchical schema designs.
- data base schemas of up to 254 record types; each record type may contain up to 255 fields. The size of a field may be up to several thousand bytes in length.
- data bases spread over one to eight disk drives. HDBS is independent of the sizes and types of drives.
- user-defined names for fields, record types, and sets.
- records maintainable in several sorted orders...and in other orders as well.
- written in machine language for maximum execution efficiency and minimal memory usage.
- available versions: Z80 (requires approx. 18K), 6502 (approx. 26K), 8080 (approx. 22K). Total memory requirement must allow for buffer areas.

**For more information** on the HDBS, write or call us today!

**HDBS can be used to extend any of the following programming languages** under the indicated operating systems:

CP/M with CBASIC; Microsoft BASICs, FORTRAN or COBOL; InterSystem PASCAL/Z; Sorcim PASCAL/M; Micro Focus CIS COBOL; Digital Research PL/I

MVT/FAMOS with BASIC

OASIS with BASIC

TRSDOS and NEWDOS (Models I and II) with Disk BASIC

North Star DOS with North Star BASIC

Apple DOS and Applesoft BASIC

Machine Language interface available on all above systems.

**Note:** Because HDBS can be integrated with a wide range of languages and operating systems, it provides *uniform methods of data handling* across those many languages and systems.

**HDBS/QRS.** An interactive Report-Writer/Query-System with these features:

- may be customized for non-technical users.
- complex retrieval conditions may be specified.
- detailed reports can be quickly generated.
- wildcard and "match-one" string specifications included.

**HDBS/SRS.** This Schema Redesign System permits...

- renaming fields, record types, sets.
- adding new fields to existing record types.
- allocating additional pages to an existing data base.

**Ordering information** (applicable to Z80, 8080, and 6502 versions):

HDBS	\$300.00	When ordering, specify intended use with...
HDBS/QRS	300.00	1. North Star DOS and BASIC
HDBS/SRS	150.00	2. CP/M - CBASIC
HDBS/QRS/SRS Package	675.00	3. CP/M - Microsoft BASIC 4.XX
HDBS expansion to MDBS*	650.00	4. CP/M - Microsoft BASIC 5.XX
HDBS Manual	35.00	5. CP/M - Microsoft BASIC or FORTRAN Compiler
QRS Manual	5.00	6. CP/M - Microsoft COBOL-80
SRS Manual	5.00	7. CP/M - InterSystem PASCAL/Z
System Specific Manuals (each)	5.00	8. CP/M - Sorcim PASCAL/M
Guide to Data Base Management	10.00	9. CP/M - Digital Research PL/I
*HDBS may be expanded at any time to full network data base management system: MDBS.DMS/MDBS.DDL		10. CP/M - Micro Focus CIS COBOL
Within a given operating system, add \$125.00 for each additional language selected.		11. TRSDOS/NEWDOS and TRS Disk BASIC (Models I and II)
For prices outside the U.S. and Canada, please ask for price lists.		12. Apple DOS and Applesoft BASIC
Add \$2.50 handling fee for non-cash order (\$5.00 outside U.S.).		13. MVT/FAMOS and BASIC
		14. OASIS and OASIS BASIC
		15. Machine Language Programs (Specify operating system.)

Indiana residents add 4%.

We accept Visa and Master Charge.

**Micro Data Base Systems, inc.**

Box 248, Lafayette, Indiana 47902  
317-742-7388 or 317-448-1616



**Micro Data Base Systems, Inc.**  
Setting standards of excellence for data base software...worldwide.



CP/M and CBASIC software required to run the system are not included.

Simple payroll systems usually involve a combination of automated and manual techniques. Automation is generally applied to the mechanical calculation of the withholding taxes and net pay. Check writing and maintenance of employee earnings data must be accomplished by hand. Because many devices used for automation purposes have the capacity to store the payroll data, cumulative totals can be carried forward to permit the preparation of required tax returns.

Payroll preparation does not require complicated calculations. Most of the parameters are defined by federal, state and local withholding charts. Since these charts are usually quite short, they can easily be accommodated in memory and referenced by a table look-up routine. This routine usually converts gross pay to an annualized figure by multiplying it by the payroll frequency. The resulting figure less exemptions is referenced to the various tables to calculate the tax due. The tax is then divided by the same payroll frequency to determine the tax required when calculating net pay. For the current pay period these calculations must be performed for every eligible person on the payroll.

A series of parameters is supplied for each employee to determine which tax table is used and which exemptions are to be applied. Typically these are specified on the employee earnings master file. This master file is usually quite long and complex. For example, the employee master file in the SSG payroll system is almost 700 bytes long.

The need for such large files limits the amount of data that can be accumulated for each employee. For this reason neither Radio Shack's nor the SSG's payroll system have a detailed employee earnings history. Both systems carry cumulative quarter-to-date and year-to-date information only. This can create a problem if it is necessary to know payroll data by employee for specific pay periods. Otherwise, both payroll systems will do an excellent job of keeping payroll records.

#### Similar Features

The features of the two systems are similar in many respects. Both calculate deductions from employee wages for federal income tax withholding, Social Security, state disability and state and local income tax.

Both systems allow you to preload the employee payroll earnings record with information that remains constant for each pay period. If there are no changes, payroll calculations will be automatic. Default tax rates for FICA and federal withholding tax tables are also provided by both.

The Radio Shack payroll will not handle local income taxes, if withholding is based upon a table. It will only handle local income taxes if the withholding amount is calculated as a percentage of gross pay of Federal Tax.

Radio Shack's Model II Payroll package uses two special function keys, F1 and F2, to control editing and data entry. Because the SSG's package was not designed for a specific

function, keys are not enabled. The control key and lettered key combinations are used to allow you to call files or update records.

While the SSG system provides payroll withholding tax tables for New York state and New York City, the Model II Payroll package provides the guidelines to generate the necessary tables for all 50 states.

Payroll data is entered into the SSG system in batches. Although the screen presentation and data entry phase are relatively cumbersome, the number of different items that the system will accept is outstanding. Data such as withholding tax overrides, special payments and expense reimbursements are easily accommodated.

The Model II Payroll's data entry screen displays the full gross to net calculation. Changes are easily made to the necessary fields and the calculation is updated instantly. In addition, there is a time card calculator mode which allows you to input daily hours and calculate the weekly hours right on the screen, which is a great aid to data entry. At the conclusion to the data entry phase, a payroll journal can be printed.

In the SSG system the data that is entered must be sorted and a batch listing prepared before the payroll can be calculated. From a security point of view, separating the data entry function and calculation procedure is better. In the Radio Shack system it is quite possible to edit a payroll after checks are printed, and reprint a single check. It is not possible to do this in the SSG system.

Both systems use a preformatted check. Checks will have to be ordered that are compatible with each system's printing program. Both systems print payroll journals, check registers, and journal entry data. Both can also be integrated into a companion general ledger system.

The SSG program differs in handling payroll expense information. In the SSG system it is possible to arrange employee payroll expense in five categories on a percentage basis. For example, if an employee works half his time in design, and half his time in sales, it is possible to distribute half his earnings from a sales payroll category and the balance from a design payroll category. The Radio Shack Model II Payroll cannot. Regular time, overtime, double-time, vacation and holiday payroll categories are used instead.

#### Application Limits

The lack of a payroll distribution by cost center in the Radio Shack payroll could limit its application in firms with many payroll cost centers. The only alternative would be to prepare a separate payroll for each cost center, so that payroll expense can be charged to the proper accounts.

However, in environments where an analysis of gross pay is necessary and overtime pay, vacation, holiday and sick pay must be separately identified, the Radio Shack payroll system has a clear edge. In the SSG system these items are not separately identified. They are combined with the FICA and UIT tax expense in determining the total salary charge.

From an accounting standpoint, combining

salary and non-salary amounts into a single account is not desirable. To perform a payroll audit the pure salary expense figure must be available for review.

Both systems prepare a full spectrum of quarterly and annual reports. In addition, master file printouts and individual employee records are available showing cumulative earnings paid, along with other year to date statistics. The SSG master file also has provisions for accumulating data, such as accrued vacation and sick pay. These statistics are not available in the Radio Shack payroll. The SSG payroll costs \$1,250 and is available from distributors of CP/M systems throughout the country. In order to run the payroll, purchase of the CP/M operating systems and CBASIC is required. Because CP/M for the Model II costs \$195 and CBASIC costs an additional \$100, the total cost of the SSG payroll system is a shade over \$1,500. The Radio Shack payroll system costs less than \$400 with slightly fewer features.

There has to be a powerful incentive to spend the additional \$1,100 for the SSG payroll system.

The SSG system represents a mature software system which has already been used many times. The Radio Shack system, on the other hand, is a brand new package. Experience with new software products indicates that there will probably be a "shake out" period before all the bugs are worked out. Bugs can contribute significantly more than \$1,100 of aggravation in an industrial environment.

An example of the care in the SSG system design is the use of data files with numbered extensions. If a foreign file gets into the system, the internal number checking of the operating system will indicate that an error has occurred. These advanced techniques are generally transparent to the user, but should an error occur, an error message will appear so that recovery procedures can begin.

#### More Information

Considerably more information is provided about the SSG system than the Radio Shack system despite the fact that Radio Shack's has a source code listing. The SSG system is also designed to accommodate additional custom programs. If you wish to write a program to accumulate employee earning statistics, it can be incorporated and selected from the menu. The structure of all files and a complete input and output tracking of each run is provided for programming. This can also be used to aid restart and error correction procedures.

While there is no doubt that Radio Shack software will also include this data at sometime in the future, the payroll documentation package is not there yet. It is a good bet that as Radio Shack software is distributed to more commercial environments, the documentation and system controls will eventually evolve to the same level as the SSG system.

Although the SSG system represents a more mature, flexible and comprehensive system, the Radio Shack payroll system, if used with knowledge of its limitations, will prove a useful accounting tool as well. ■

**NOW YOU HAVE A  
CHOICE OF SOFTWARE  
FOR YOUR  
MODEL I or MODEL II.**

**Structured Systems Group**

**Graham~Dorian**

**Magic Wand<sup>TM</sup>**

**Digital Research, Inc.**

**Osborne/McGraw Hill**

**Compiler Systems**

**Software Mart Software**

**Software-Mart** ✓ 286

**24092 Pandora St • El Toro CA 92630**

***In California Call (714) 768-7818 Call Toll Free 1 (800) 854-7115***



**24 Hour Service**



**OUR BEST ADS ARE NOT WRITTEN — THEY'RE RUNNING ON TRS-80's**

All Software Mart Programs are sold on an "as is" basis and with "All Faults" Prices and programs are subject to change without notice.

Magic Wand<sup>TM</sup> is a Trademark of Small Business Applications, Inc.



# If You've Ever Dreamed of Flying

These 7 flight simulation programs can take you aloft, into the realm of powered flight. We're Instant Software—Fly Us!

## Night Flight

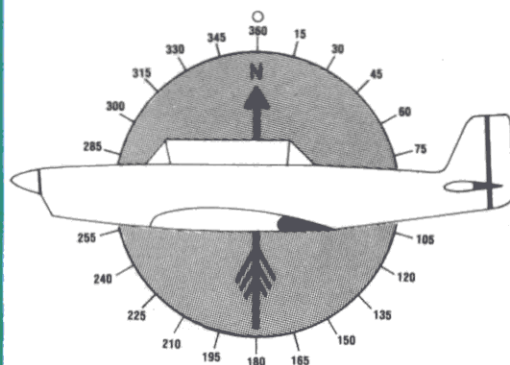


May, 1941—The dreaded Axis battleship, the Bismarck, has broken out of the North Sea and is now somewhere in the North Atlantic. Your mission is to make a nighttime photo reconnaissance flight over the Bismarck. These photos will help the Admiralty determine the extent of damage done to the Bismarck in a previous battle and whether the British fleet has a chance to sink the German pocket battleship.

The Night Flight program lets you take-off, fly, and land a propeller driven aircraft. You can practice approaches and landings with a full on-screen display of the landing field information. The instructions with this program can practically teach you to fly.

Somewhere out on the cold, gray North Atlantic, the Bismarck tries to elude her pursuers. Your photos are vital. Launch yourself into the night sky with the Night Flight package.

Order No. 0117R \$9.95



## Flight Path

The Flight Path package will let you experience all aspects of modern day aviation.

**Mountain Pilot** transforms you into a daring bush pilot as you fly badly needed supplies to a remote gold mining camp. You'll have to cross a hazardous mountain range, while struggling with headwinds, tricky navigation and rapidly diminishing fuel.

Watch your airspeed, altitude and rate-of-climb or you could stall-out and crash. If you deliver your supplies, you can't relax; you must return over those mountains with a heavy cargo of gold bullion.

**O'Hare** is a control tower simulation where you become an Air Traffic Controller. The lives of hundreds of people become your responsibility as you guide aircraft through your control sector to a safe landing.

You'll have to deal with different aircraft requirements, wind change warnings and potential midair collisions. But no matter what happens, you must bring in each of the twenty aircraft in your tour of duty.

**Precision Approach Radar** combines the skills of pilot and Air Traffic Controller. You become the pilot's "eyes" as they try to land in limited visibility conditions. Your commands guide the aircraft in its approach to the field and a safe landing.

The Flight Path package covers both sides of flight procedure, from the thrill of flying to the tense drama of air traffic control.

Order No. 0171R \$9.95.

## Air Flight Simulation

Your aircraft is on the runway loaded with fuel, instruments feeding the computer a constant stream of information.

A glance at your flight screen gives you airspeed, altitude, and compass heading. After you take-off, the all important Ascent/Descent-Turn/Bank Indicator will tell you the attitude of your aircraft at a glance, whether you are climbing, diving or banking into a left or right turn.

Your mission is a short one. You have a maximum possible range of about 50 miles, on one precious tank of fuel. Your objective is to take-off, fly the aircraft, and land without crashing.

You may not have been at the controls of an aircraft before. The basic flight instructions enclosed will be invaluable. Included are explanations on basic aerodynamics and principles of flight, plus illustrations telling you how to recover from dangerous maneuvers.

Your aircraft will respond rapidly to the controls, and your movements must be delicate. Too much airspeed and your aircraft could explode from overstress. If the airspeed is too slow, you might stall and crash. A clumsy turn, and you might find yourself flying upside down, fighting to regain control.

It will take a few hours of flight time, before you can take-off and fly a correct flight plan. By then you will be expert enough to attempt aerobatic maneuvers.

With Air Flight Simulation and enough flight time, the sky's the limit!

Order No. 0017R \$9.95



**TO ORDER:** Look for these programs at the dealer nearest you (see list of dealers on page 206). If your store doesn't stock Instant Software send your order with payment to: Instant Software, Order Dept., Peterborough, N.H. 03458 (Add \$1.00 for handling) or call toll-free 1-800-258-5473 (VISA, MC and AE accepted).

Prices subject to change without notice.

# Instant Software™

PETERBOROUGH, N.H. 03458  
603-924-7296

## Jet Fighter Pilot

The Jet Fighter Pilot package takes you as close to real combat flying as possible... without pulling G's.

In this brilliantly realistic simulation, you become the pilot of a high performance, twin turbo-jet fighter. Total control of the aircraft is yours.

At the start of your mission, you'll go through an entire engine start procedure before your flight (provided your ground maintenance is up to par). Your takeoff will be from either the deck of an aircraft carrier (via a steam catapult) or from an airfield.

All controls respond the same as they would on a real jet fighter. You'll have to constantly monitor your display and make adjustments to your throttle, flaps, rudder and air spoilers. You decide when to retract flaps, landing gear and release the auxiliary fuel drop-tanks.

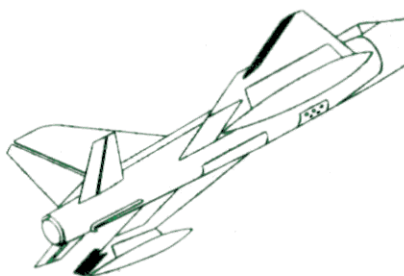
Your on-board navigational computer will direct you to your selected airport. The Glideslope/Localizer information will aid you in approaching and landing on an aircraft carrier deck or airfield.

The Weapons Control Computer will arm your missiles, provide you with the range and bearing to a target, and tell you when to attack. And, if things should get a little too hot, you have an ejection seat command for egress.

For a carrier-based landing, you'll have to deploy your tail hook. For a land-based landing, you'll need reverse thrust and your drag chute.

After you've flown a few missions with the Jet Fighter Pilot package, you'll *know* you've earned your wings.

Order No. 0159R \$14.95



## Ball Turret Gunner

*"No personal consideration should stand in the way of performing a public duty."*

*A 19th Century Terran military commander*

For years the Petro Resource Conglomerate has attacked our photon collection stations and strangled our deep-space trade routes. The PRC Exxonerator Class light fighters (code name: Gnat) have been their main weapon. Now you can strike back, by joining the Ball Turret Gunner Service.

Imagine yourself at the control console of an LW-1417 Stratoblazer (Type B Strategic Laser Weapon). Your Hindsight Director informs you that a Gnat fighter is coming in for an attack. You pivot your gigawatt laser turret until you can see the target on your monitor. The Range Indicator shows him coming in fast. The Targeting Computer studies his course and speed as your finger tenses over the firing key. You know you'll have only a fraction of a second in which to react. The Gnat fighter's evasive maneuvers cause him to dance in your sights. Suddenly, you see the FIRE Command and you react instinctively. Your laser beam lashes out and reduces the Gnat to an expanding ball of ionized gas. Mission accomplished!

Ball Turret Gunner, with your choice of multiple levels of difficulty, optional sound effects and superb graphics, is more than just a game. It's an adventure. Experience it!

Order No. 0051R \$9.95



## Airmail Pilot

Let the Airmail Pilot package take you back to the early days of aviation history. Your plane is the Curtiss JN4-D, affectionately known as the Jenny. You must fly the mail from Columbus to Chicago.

The Jenny carries only 26 gallons of fuel. You'll have to stop along the way. Bad weather may force you down. Electrical storms may turn your aircraft into a mass of flaming wreckage, or ice may form on your wings and plunge you to certain death below. But, the mail must get through.

The onboard clock will show your elapsed time. Your mission is to complete the flight as quickly as possible.

Experience the thrills of flying, when aircraft were mere fragile machines of wood and fabric, with the Airmail Pilot package. (Scarf and flying helmet optional.)

Order No. 0106R \$9.95

## Cosmic Patrol


**WARNING: PLAYERS OF THIS GAME SHOULD BE PREPARED FOR A STATE OF REALISM HITHERTO UNAVAILABLE ON THE TRS-80**

The Cosmic Patrol program puts you in the command chair of a small interstellar patrol craft. Your mission is to defeat Terran space and prey on the Quelon supply ships which carry essential parts and lubricants for that implacably hostile robotic force. The drone freighters are fairly easy pickings for the accomplished starship pilot, but beware of the I-Fighter escorts. They're armed, fast and piloted by intelligent robots linked to battle computers. They *never* miss.

The Cosmic Patrol program is not just another search and destroy game. With its fast, real-time action, impressive sound option and superb graphics, this machine-language program is the best of its genre.

Don't keep putting quarter after quarter into arcade games or spending big bucks for video game cartridges. Get Cosmic Patrol from Instant Software—and get the best for less!

Order No. 0223R \$14.95



Prices subject to change without notice.

# Instant Software™

PETERBOROUGH, N.H. 03458  
603-924-7296



# 80 REVIEWS

*"Typical program samples include preliminary comments, fully annotated source code, line by line explanations and descriptive notes."*



## **Inside Level II**

**John Blattner and Bryan Mumford**  
Mumford Micro Systems  
Summerland, CA  
Softcover, 65 pp.  
\$15.95

by Dennis Bathory Kitz

Computers like the TRS-80 have somewhat dulled our sensitivities. We accept crude screen imagery and dream of high resolution graphics, which are still a far cry from fine-grained photography.

Four hundred years of design have given us a wealth of elegant typefaces that express the utility of writing and please the eye, yet we are content, even enthusiastic, with the unpleasant dot matrix characters on video and printer. We perceive squawks and bleeps as something reminiscent of music, in spite of composers and performers who cringe at these frigid sounds.

It was a refreshing experience to receive *Inside Level II*, a volume of valuable information about the TRS-80's ROM, yet immensely thoughtful, literate and cleanly designed. Mumford Micro Systems may be a small company, but it isn't a member of the "type it, copy it, bind it in the attic" crowd, represented by many shoddily prepared volumes.

Pioneers though we all may be in this field, we should not permit our aesthetic senses to be bludgeoned. For their artistic efforts alone, Mumford Micro is to be thanked.

*Inside Level II* is the result of a cooperative effort by John Blattner and Bryan Mumford. It presents 18 chapters of detailed descriptions of and applications for ROM subroutines and entry points.

Blattner and Mumford tell us in their introduction that there is an efficient scheme for linking BASIC and assembly language programs: "The result can be a single, smoothly joined program that combines the best features of both languages - the ease of writing, string capability and input-output powers of BASIC, together with the speed of execution of assembly languages. It is not atypical for 25 percent of

a given program (written entirely in BASIC) to require 95 percent of the operating time. If this time-critical part can be rewritten in assembly language and efficiently linked to the remainder of the BASIC program, one can enjoy the best of both worlds."

The text begins with a general presentation of the way BASIC is organized throughout ROM and RAM. Important memory locations and the major entry and exit points of ROM subroutines are detailed. ROM utilities (registers, buffers and variables) are covered, and three chapters are dedicated to manipulation of numerical data.

Significant input/output routines are carefully explained, and a potpourri of miscellaneous Level II subroutines is also covered. If you are looking for a list of the tokens used by BASIC, they are in this book; you'll discover the easiest ways to send text to the screen, get a string of characters from the keyboard and produce text on a printer. With each and every routine that has a link to the disk system there is a boldface paragraph marked "Disk System Caution".

Part Two of *Inside Level II* applies the material from Part One, encompassing assemblers and monitors, relocating BASIC programs, VARPTR use, BASIC-assembler program linking, expansion of USR calls from one to ten, linking multiple program segments and tape load/save. The book concludes with sample composite (BASIC/assembly) programs and tape utilities to CSAVE/CLOAD composite programs at speeds higher than 500 baud.

**TRS 232 Formatter**  
Small Systems Software  
Newbury Park, CA  
\$14.95

by Hugo T. Jackson

Even before I ordered the TRS 232 Printer Interface from Small System Software, I could tell from the description in the advertisement that I would not be happy with the available software needed to run it.

When compared with the rather impressive features of their TRS 232 Formatter program, it was obvious that the software sent free with the interface unit was just a bare bones program. As a cautionary measure, I order the Formatter program at the same time I ordered the equipment.

Because the supplied program makes no at-

tempt to monitor line lengths, the first program I tried to run ended unsuccessfully. My printer output the first line of data until it reached the end of its carriage, where it stayed, typing letter over letter, until my program had kicked out what it considered to be the last character in the line. So much for the free software!

Typical program samples include preliminary comments, fully annotated source code, line by line explanations and descriptive notes. Notwithstanding the detail and careful illustration, *Inside* is by no means an easy book. We've all heard by now from the purveyors of instant solutions the problems of learning machine language. There are no tricks.

Although machine code and assembly language are viewed as drudgery, it's not possible to put shortcuts to work unless we have some idea of how they function. Consider that BASIC is already a kind of black box; sudden death during string sorting is just one example of that. Imagine debugging a BASIC program full of ROM subroutines—it's a shortcut to madness! Blattner and Mumford say it bluntly: "To take full advantage of the information in this book requires a knowledge of Z-80 assembly language programming."

It should be noted that Level II is undergoing some change and improvement, and newer TRS owners will enjoy better performance from their computers. Lest these alterations should cause some nervousness about the reliability of books like *Inside Level II*, let me mention that the changes being made in Level II are, for the most part, refinements and therefore will have little effect on major subroutines. Some change is made on cassette loading and saving, and a few bugs (remember POKE 16553,255?) have disappeared. The new edition of *Supermap* from Fuller Software indicates the differences between new and old Level II ROMs. ■

tempt to monitor line lengths, the first program I tried to run ended unsuccessfully. My printer output the first line of data until it reached the end of its carriage, where it stayed, typing letter over letter, until my program had kicked out what it considered to be the last character in the line. So much for the free software!

## **Getting There From Here**

The Formatter program comes complete with a seventeen-page comprehensive manual which serves as an example of how documentation should be presented. After listing all the available options, along with a brief description of each, it details the loading procedures and memory size requirements for the program.

Having studied the manual, I reset my computer, set the memory size as required and loaded the Formatter (which is a BASIC program). When you type run, the program POKes the machine language program into high memory



and cycles through the various options. It modifies the machine language program now in memory to reflect your choices. You can then delete the Formatter program and load or run any of your own programs.

What options are available to you? First of all, the Formatter supports nearly every baud rate I've ever heard of, and even if your printer doesn't accept one of the ten available, the manual describes how to modify the program in order to create non-standard baud rates.

If your printer requires a line feed after a carriage return, the Formatter generates one automatically. If your printer recognizes form feeds, it also generates these instead of a number of carriage returns or line feeds, to get you to the top of a new page. Needless to say, if it can execute line feeds, this saves your machine a fair amount of wear and tear.

One of the best features of the Formatter program is that it allows you to set the maximum line length. If the program you are running exceeds the maximum chosen, the Formatter automatically generates a carriage return (and line feed if needed), carrying the remainder of the text onto the next line.

#### The Early Line Option

Another great feature of the program is the "Line Length For Early Line Termination."

Say you have a line in your program that is eighty characters long. As your printer has only a seventy-column carriage, you have asked for a line length of seventy.

But what if the last word in the line being printed is *microcomputing*? Normally, *micr* would appear at the end of the line and the remaining letters on the following line.

By taking advantage of the early line option and requesting an "intelligent" termination at sixty characters, the Formatter program begins testing every character from sixty onwards until it finds a space, comma, colon or semi-colon. If and when it does, the program ends the line at that point, generates a carriage return, tabs inward five spaces and prints the remainder of the line. This makes for more readable listings.

If your printer requires nulls before it accepts any more characters, the Formatter sends up to 127 nulls after a carriage return before it con-

tinues sending text to the printer.

You can also set the number of lines to appear on each page, as well as the number of spaces to appear between pages. This cures many headaches, as I used to waste plenty of paper trying to prevent my printer from printing lines on the perforations of the paper.

High on the list of program features is the option which directs the Formatter to print the same information it is sending to the printer on the video monitor.

If you have disks and can't see yourself giving them to me, you should take advantage of the next option, which disables interrupts from the disk controller. If you don't, any generated interrupt destroys the baud rate timing loops in the Formatter program, and the result is garbage.

#### Additional Features

The Formatter program even inserts an automatic keyboard debounce routine. To top it off, there are four special features, well worth the purchase price in their own right:

To stop printing for any reason, you need only press the space bar. After that, you can print a single line at a time by repeatedly pushing the space bar. To return to uninterrupted printing, push any other key.

If the program isn't printing properly, or you

typed LLIST inadvertently, you can stop the listing and return to BASIC simply by pressing the break key. No more keyboard lockup!

If you requested the keyboard debounce routine, you also can use the clear key to reset the lines per page counter, insuring that all your listings start at the top of the page. If you didn't request the keyboard debounce routine, you can still reset the line counter by typing LPRINT CHR\$(3).

The Formatter also sends to the printer any material that is being printed on the screen (bar-graphs, of course). Now I can use the TRON and TROFF functions of Level II BASIC intelligently.

While they are great features, I am sure you'll agree that the line numbers just zip by too quickly to be of any practical use. Using this feature, I can now get a permanent record of where my programs have been wandering. This option is enabled by executing LPRINT CHR\$(1) and disabled by typing LPRINT CHR\$(2).

#### Biting the Hand That Feeds

My only complaint about the Formatter program is that you cannot set a left-hand margin. Admittedly, for such a great program, this is a small point, but I do wonder why it didn't occur to them. ■

**Inseq-80 and Insort-80**  
**S&M Systems, Inc.**  
**Marlboro, MA**  
**TRS-80 32 and 48K Disk**  
**\$49.95**

by Dennis Thurlow

As the darkness slowly parts and the mysteries that have so long enshrouded the TRS-80 disk are revealed, more and more good utility packages are finding their way to market. These packages tend to be for the software developer rather than the end-user as they require a working knowledge of disk formats and machine language routines. Inseq and Insort are no exception to the rule.

The "buy-me" on the cover of the S&M package says, "A must for anyone writing business programs." At best this is an understatement. These routines are so fundamental to the handling of disk files it's hard to understand why Microsoft didn't include them in the Disk BASIC.

Inseq uses six variables, two of which are subscripted, and four string variables, two of which are also subscripted, as well as USER functions one through six. Two invisible bytes are also added to each file.

#### Same Variables

Insort uses the same variables and memory that must be protected when BASIC is entered. It uses USER7 temporarily. Both programs were written to work with NEWDOS or VTOS. (If you have TRSDOS, you have to do a little rewriting.) The rewrites are well documented. The only thing that might be called a bug is that


neither system will allow you to specify a drive for files you are creating, unless the file name has an extension.

The Indexed Sequential Access Method loads into high memory before BASIC is entered and the controlling BASIC program is built by another BASIC program on the disk. You may also access the functions by USER calls from your own program if you don't want to use theirs. You can read files sequentially, or refer to them by an index for reading, writing or deleting. A housekeeping function makes sure all files are closed and parameters are reset. A Data Base Utility allows you to convert already existing files to indexed sequential ones, lets you set up empty files to fill later, create a file by key from another file, and purge and reorganize files on a single disk system.

Insort allows ascending and descending sorts for ASCII or numeric fields. Any record length up to 255 is supported; keys can be any length up to full record size; sorts can be done on as many keys as memory will allow. The number generally falls between 36 and 40. A BASIC program can be generated to make the calls for you, or you can call them yourself with USER. The generated program allows you to make up to five CMD calls and/or automatically call up the next BASIC program from disk.

Sort times are admirable: 3000 files with 10 character keys can be sorted in 17 minutes, 50 files in 35 seconds. The screen constantly tells you how the sort is progressing.

Both utilities have extensive error trapping and flagging. Both are easy to use after a little practice with the demonstration files provided on the disk. For TRS-80 data file processing, both are a must! ■





## CP/M<sup>®1</sup> – based Business Software for TRS-80<sup>®2</sup> computers on . . . . . . the fastest Mod-II CP/M with the most features!!!

- Over 610,000 bytes/disk
- Downloading package included
- 1,200 baud operation of serial printers without data loss
- Single drive backup

**MOD-II CP/M** ..... \$250.00

- Mixed single/double density on any of 4 drives (even a 1-drive system)
- Ultra-fast disk operation
- Emulation of cursor addressing for any of several "dumb" CRTs

**MOD-I CP/M** ..... \$150.00

- Auto-LF printer support & ASCII top-of-form software (LPIII)
- Supplemental document describing our implementation
- User-settable function keys

**CBASIC2<sup>®3</sup>** (Mod I or II) ..... \$110.00

The following software for Mod-II CP/M only unless otherwise stated (\*-requires CBASIC2):

**RM/COBOL<sup>®4</sup>** – Only COBOL for CP/M with alternate keys (multi-key ISAM), CRT screen handling, interactive debug, Z80 code, and the most useful Level 2 features. **Compatible with Tandy's COBOL—but runs faster!** ..... \$495.00

**PMS** (Property Management System) - Interactive, menu-driven system includes full G/L, budgeting, cash journal, delinquency list, tenant activity/rent roll, complete audit trail and reports on vacancies, lost rent, and vendors ..... \$650.00\*  
 demo disk & manual ..... 75.00\*

**APH** (Automated Patient History) - General-purpose question-asking, answer-printing system furnished as self-administered review-of-systems general patient history (Mod-I also) ... \$175.00\*

**MAGIC WAND<sup>®5</sup>** – Full-feature word processing, true proportional spacing, file merging, and use of full-screen editor for source programs or data ..... \$400.00

**RPA** (Residential Property Analysis) - Analyzes income and expense, financing, taxes, inflation and depreciation on home, condo, or apartments over a user-selectable time. Shows payoff in terms of ROI, Cap rate, cash-on-cash. Amortization schedules and worksheet ..... \$300.00\*  
 demo disk & manual ..... 35.00\*

**RBC** (Rent/Buy Comparison) - Sales or investment tool to compare renting and savings account investment vs. purchasing a particular property ..... \$250.00\*  
 demo disk & manual ..... 35.00\*

Osborne & Assoc. CBASIC source programs (Mod-I also):

**Payroll w/Cost Accounting** ..... \$250.00\*

**Accts. Payable/Accts. Receivable** ..... \$250.00\*

**General Ledger w/Cash Journal** ..... \$250.00\*

**O&A CBASIC Books** (ea.) ..... \$ 20.00

**Verbatim<sup>®6</sup> media:** (Qty. 100 prices)

5¼" single density ..... \$2.50 ea.

8" certified double density ..... \$4.00 ea.

8" single density ..... \$ 3.00 ea.

450' tape cartridges ..... \$20.00 ea.



8041 Newman Ave., Suite 208  
 Huntington Beach, CA 92647  
 (714) 848-1922

Registered trademark of:

\*1 Digital Research

\*2 Tandy Corp.

\*3 Compiler Systems, Inc.

\*4 Ryan-McFarland Corp.

\*5 Small Business Applications, Inc.

\*6 Verbatim Corp.



Distributed in U.K. by:  
 Microcomputer Applications Ltd.  
 11, Riverside Court,  
 Caversham, Reading, England  
 TEL: (0734) 470425

# SAY MERRY CHRISTMAS

## with 80 microcomputing <sup>T.M.</sup>

Give all your friends who own a TRS-80\* the best possible Christmas present—80 Microcomputing. 80 Microcomputing is the only journal devoted to the TRS-80\* and its users . . . the only journal packed with reviews, programs, applications and hundreds of dollars worth of software. 80 Microcomputing—the best idea for Christmas yet.

Bill: ☐ Me ☐ MC ☐ VISA ☐ AE

Card # \_\_\_\_\_ Expire Date \_\_\_\_\_

Signature \_\_\_\_\_ Interbank # \_\_\_\_\_

My Name \_\_\_\_\_

Address \_\_\_\_\_

City \_\_\_\_\_ State \_\_\_\_\_ Zip \_\_\_\_\_

Please enter a one year gift subscription to:

Name \_\_\_\_\_

Address \_\_\_\_\_

City \_\_\_\_\_ State \_\_\_\_\_ Zip \_\_\_\_\_

Canadian \$20/1 year only. US funds. Foreign \$28/1 year only. US funds.

All Christmas Gift Subscriptions will begin with the January 1981 issue.

80 Microcomputing • PO Box 981 • Farmingdale NY 11737

\* Trademark Tandy Corp.

30AB8

**Micro Music  
Radio Shack  
Tandy Corporation  
Ft. Worth, TX  
\$9.95**

by Allan S. Joffe

Nothing is forever. You have just played your tenth version of Star Trek and relaxed with a binary to hex program. Now the blahs have set in. The sure cure is to treat yourself to a cassette of Micro Music by Radio Shack.

This package gives you musical notes including sharps, flats and naturals over five octaves.

You control the music's tempo with rests, tremolos, triplets and staccato notes. There are also a number of voice modifying commands that change the timbre of the music.

#### Innovations

The documentation is adequate, but, as usual, it leaves out some surprises, which prove that Murphy will never be forced to the unemployment office while computers exist. For example, if you program a trill as (9TA8B8A8B8), it will trill nicely for about two seconds. If you accidentally leave a space between the opening parenthesis and the 9, the trill will last for about 40 seconds.

If you enter ((9TA8B8A8B8))—adding an opening parenthesis and an additional closing parenthesis—the program goes on forever unless you break it by holding down one of the arrow keys.

You can turn this bit of adversity into serendipity by trying the following program: ((9TC4R8C4R8C4R8C8R8)). When you play this, the result is a Morse code V that will go on forever. This is a simple way to make a V-test tape, if that has been the missing element between you and happiness.

If you would like a snappier V, you can change the expression as follows: ((9TC8R8C8R8C8R8C2R8)), and if you want to change the tone of the V, you can insert one of the tone modifiers such as L, Y or Z between the 9 and the T.

#### Limitations

If your musical selections act peculiar or even weird, look out for inadvertent spaces after opening parenthesis and, the worst offender of all, an accidentally inserted closing parenthesis. This latter beast will usually cause a slow tempo, a batch of notes that you know you did not insert into the original effort.

If you have to interrupt the program while it is playing, use the right arrow key only. If you lose sight of the blinking asterisk, which is your location guide on the screen, find it by using the up arrow key only. Using the down arrow key to locate a missing cursor generally results in having to reload the system cassette.

There is another limitation worth mentioning. You do not have unlimited space to write your song. You have exactly 16 full lines of characters before you start writing over the top line. This is only destructive if you are busy transcribing a Bach fugue and forget to watch

the screen!

With careful keyboard work, some study and the ability to read music, you can enjoy this fine extension of your TRS-80 and Tandy's never-ending fight to educate, instruct and, now, amuse.

The sample listing in the documentation is a

**Micro-opoly  
D. Perrin  
Level IV Products, Inc.  
Livonia, MI**

By Alan and Nick Grassel

One of the nice things about computer games is that they usually eliminate the aggravating paper shuffling and bookkeeping that take the fun out of a game.

With Micro-opoly you get the added bonus of an honest banker. It is written in BASIC for TRS-80 Level II with at least 16K.

The single sheet of typeset instructions, will not answer all of your questions about the games operation.

As it stands, if the computer wins the roll of the dice, and goes first, you will probably find yourself shouting, "Whoa, wait a minute!" You can figure out what's happening, but it was the job of the program author to delineate this in his instructions.

The program and documentation also assume you already have an understanding of the board game Monopoly.

Your answers are entered through INKEY\$. The H command is to access the information displays. The computer can either display a specific property you request or it can display a rundown of both opponents' holdings. You can use these information displays to help you plan strategy.

New zoning ordinances were passed for this game. You do not need to own all the property in a color sequence to build on any square you own, except railroad or utility.

Though the computer is limited to buying houses for only one property at a time, you can

real tour de force presentation of the "Flight of the Bumblebee." It's well worth the effort to key it in and then play with the tone modifiers, particularly the Z modifier. If you are old enough, it will bring back memories of the "Green Hornet." ■

buy up to four houses or a hotel for as many squares as your bankroll will allow. This is a cash-only society. No credit allowed.

If you land on computer property, you'll have to pay rent. The computer displays "YOU LANDED ON ( name )" and it flashes the property name. Then it displays "THAT COSTS YOU (\$)".

If you are forced into a negative cash situation by any payments the computer requires you to sell houses or hotels until you have a positive cash balance. You also have the option of continuing to sell property until you have sufficient cash on hand to feel safe.

#### Programming Differences

There's a little programming quirk involved in the property purchasing which should be explained here. To add houses, enter the number you wish to add. To upgrade to a hotel, you must enter 5, although four houses plus one equals a hotel in Monopoly.

Other rule departures from the Parker Brothers' board game, Monopoly, require automatic and immediate payments when you land in jail; houses are sold back to the bank for full price (not half price); rolling doubles three times in a row will not send you to jail; you cannot sell or trade property squares; there is no Get Out of Jail Free card; and Free Parking is the repository of all funds which normally go to Poor Tax, Hospital Bills, etc. The first player to land on Free Parking gets the money as a bonus.

Purists will decry the changes, but for the most part it leads to an interesting game with a reasonable time frame. And there's no arguing about who picks up the game and puts it away. ■

\$MY PROPERTY-\$1385  
NO \$\$\$\$ PROPERTY \$ #HOUSES

\*YOUR PROPERTY-\$1500  
NO \*\*\*\* PROPERTY \* #HOUSES

2 MED.AV	0	4 BALTIC	0
6 READ #	3 OWNED	9 VT.AVE	0
7 ORIENT	0	12 CHARLY	0
10 -CONN-	0	13 ELEC	10 X DICES
14 STATES	0	15 VA.AVE	0
16 PENN #	3 OWNED	17 JAMES-	0
19 -TENN-	0	22 KY.AVE	0
20 NY.AVE	0	26 B&O #	1 OWNED
24 IND.AV	0	27 ATLANT	0
25 ILL.AV	0	28 VENTNR	0
30 MARVIN	0	29 WATER	10 X DICES
32 PACIF-	1	35 PA.AVE	0
33 NC.AVE	0	38 PARKPL	0
36 S&L #	3 OWNED	40 BWALK	0

Fig. 1. Specific Property Display



**Model 440 Paper Tiger**  
Integral Data Systems, Inc.  
Natick, MA  
\$995 standard printer  
\$1094 with graphic option

by James H. Sheats

When it became obvious that my printer was inadequate, I started looking for a new one. Naturally, I wanted as good a printer as possible. Dealers whom I asked declared that Integral Data Systems' Brighter Writers had performed satisfactorily with only minor breakdowns. They recommended the IDS Model 440 Paper Tiger.

## Removable Case

The Tiger has an attractive, removable molded plastic case. It can be removed by twisting four knurled retainer nuts.

All of the controls are reached through cuts in the plastic case or are mounted on the metal back plate of the printer. A fuse socket, a 115 V-230V selector switch and the main power switch are all found on the back plate. There are no unguarded openings, so even a clumsy fellow like me can reach behind the printer for the switch with relative safety.

In the top of the case on the right are the offline/online switch and a form feed/line feed switch. The printer must be offline while the "self-test" is administered or any form feed adjustments are made. On the left side of the tractor are the formset/test switch and two banks of seven DIP switches.

The right position of the formset/test switch is the self-test pattern. As long as the switch is held to the right, the printer prints full line lengths of the 96 ASCII characters at the selected print density. This part of the self-test also helps the user align the paper.



Part of the self-test is supposed to occur automatically upon power up. Spontaneously printed characters presumably indicate a malfunction.

Both paper tractors are continuously adjustable, so odd-sized paper widths can be handled, as well as the more common widths, up to a maximum of nine and one-half inches. A paper roll holder is available as an option.

Two sets of DIP switches control the remaining adjustable features of the printer. Though plainly marked, they are small and close together, and you might easily move more than one switch at a time.

Switches one and two on the left bank control the adjustable print sizes—8.3, 10, 12 and 16.5 characters per inch. The print line is eight inches long, making the line length 66, 80, 96 or 132 characters, respectively. The printer ignores changes in these two DIP switches, unless the main power switch is turned off. It is probably a good idea to turn off the main power switch while reconfiguring any of the DIP switches.

Switch three selects an eight-line per inch or a six-line per inch vertical spacing. Letters and normal printing can be at six lines per inch, while manuscripts and other matter requiring double spacing can be printed at eight lines per inch to make them less wasteful of paper.

Switch four enables or disables a one-inch skip at form boundaries. I have found this feature useful for program listings.

Switch five enables or disables an automatic line feed with carriage returns. If a TRS-80 program was originally written for a printer without an automatic line feed, the necessary line feeds were probably incorporated in the program, and this switch must be disabled. The Electric Pencil definitely requires that this switch be off.

The Paper Tiger utilizes a 7x7 dot matrix with upper and lowercase letters. Its speed varies with character size, but is in the 50-100 characters per second range. This is fast enough for most hobby use.

## No Mechanical Failures

Overall mechanical performance of my Paper Tiger is excellent. I have had no mechanical breakdowns that required service.

I have had certain software problems operating the Tiger in conjunction with my TRS-80, though. I found out that TAB characters do not work past the 63rd character in a printer line. There are, of course, programming alternatives to the TAB command.

Once my Tiger hung up on a program listing. The BASIC line that caused the trouble was a long, multi-statement one. I simply broke the line into several lines of BASIC and had no more trouble of this nature. ■

**Maillist**  
DAR Sales  
Sacramento, CA 95812  
\$39.95

by Chris Brown  
80 Staff

There you sit with a substantial investment in computer hardware, wondering how to make it pay its share of the rent. Everyone tells you it's easy to get rich using computers, but nobody you know is close to breaking even. Then, along comes Richard Alva from DAR sales.

He says you can make some bucks with your machine by providing a service sorely needed in your community. This service involves performing a rather simple, but dreary task, generating mailing labels.

Ideal computer stuff, eh?

With DAR software and Alva's business tutelage, you will be able to establish and maintain mail lists for local businesses and organizations. The result: instant money for you and your computer. Sound too good to be true? Maybe it is, since the success is in the selling, and Richard Alva leaves that to you.

## Alva Has a Better Idea

Richard Alva has had a better idea. Instead of going through the hassle of selling his software directly to users, he has gone a step further and produced a business package for computerists. It is up to them to find and then sell their users.

The package is called Maillist and comes with software documentation and 100 promo-

tional letters. Alva's intention is that these will be used to drum up interest in the service. He even includes an instruction manual detailing how to set up your business.

The author has calculated the costs involved in supplying the service and offers a suggested price list: ten cents for entering a three-line name and address; add three cents if a special code is used; add five cents if remarks are entered, etc.

You say you haven't got a printer? Well, don't worry. Richard Alva has thought of that too. Just copy your data tapes or disks and send them to DAR. For a nominal fee (three cents per label), Alva will do the printing for you. The same is true for sorting. Normal program sort priority is by zip code but, if necessary, DAR will sort your data in other formats. Again, for a nominal fee.

## The Software

The program cassette supplied has two program dumps. The first is a 32K, disk-based version of Maillist, the second is a 16K tape-based version. The disk version requires only one drive and most of the additional memory required for the disk version is taken up by operating system instructions.

The Maillist program creates three files on a disk. Each file is capable of holding up to 125 names and addresses, and entries are coded to the disks. Each disk can hold 375 entries. The user manual provides detailed instructions for opening, changing and deleting entries in the files. The step-by-step instructions seem clear enough for the most novice of operators.

A file sort time in the standard zip code format takes only 15 minutes, according to Alva.

If you think you have a knack for selling and want to get a sideline going, DAR's Maillist package can give you a start. It comes with a 30-day, money back guarantee, if not fully satisfied, and a promise from Richard Alva that you will earn at least ten dollars an hour for your trouble. If he can sell you, maybe you can sell too. ■



## TRS-80\* OWNERS:

- Let the computer write your "Basic" program for you!
- Draw pictures, animated figures, data forms!
- Create a library of display forms!
- Produce "Commercial" gradesoftware!



The **Magic Cursor** is a Revolutionary Family of Products which provides a dramatic new method of reproducing drawings and displays that you create on your screen. It makes both simple displays and complex interactive data input forms. It stores a "BASIC PROGRAM" on disk (or tape) ready for you to execute alone or as a subroutine. It produces screens in both standard or wide screen.

It is available for any level 2, 16K or larger system with tape or disk. An optional version is now available which creates an assembly language program.

Be sure to pick out the system that fits your present needs and order it today. You may upgrade your original copy by paying the difference and a moderate service charge.

## MAGIC CURSOR PROGRAMS

**THE MAGIC CURSOR** allows you to easily create screens (including graphics) on your video. A powerful command then generates the BASIC instructions to recreate the screen. For the first time, a program for automatic generation of video display forms. (16K Tape or Disk) ..... **\$24.95**

**THE MAGIC CURSOR I** additionally makes sophisticated Data Entry and Display easy. With Magic Cursor I you define the Data Entry or Display fields directly on your screen. The definition commands generate the BASIC instructions to implement the Data Entry and Display. The Magic Cursor I has commands which move, center, and duplicate blocks of graphical or alpha/numeric displays. You can even justify text. (16K Tape Only) ..... **\$79.95**

**THE MAGIC CURSOR II** adds the power to write animated games easily in BASIC. The Magic Cursor II allows you to reload previous screens either from memory or from Disk. You can then modify them and store either the modified screen or only the changes. (32K Disk Only) ..... **\$99.95**

**THE MAGIC CURSOR III** will be available soon for the new Model II Computer (32K One or more Disk) ..... **\$149.95**

**THE MAGIC CURSOR IV** provides the features of Magic Cursor II but stores an assembly language program. (32K Disk Only) ..... **\$99.95**

## WRITE FOR OUR COMPLETE SOFTWARE CATALOG!!



**CUSTOM COMPUTER CENTER, INC.**

For ordering or information write:  
P.O. Box 58042 / Houston, Texas 77058  
Attn: Jim Martens  
or call: (713) 474-2484

## NEW RELEASES FROM CCC!!!

Now available for the first time!!!!

A Monitor/Trace program with versions for both Model I and Model II.

## Trace-80™

**TRACE-80** lets you observe the inner working of a machine language program. It allows you to run a machine language program in slow motion and watch the screen. You can stop execution at any time and examine the current instruction mnemonic and all register contents. You can execute your program and watch each instruction mnemonic and register contents list to the screen in place of normal screen display.

If you have a printer, **TRACE-80** allows you to execute your program in slow motion and watch the screen while your printer simultaneously prints the machine code being executed, the memory location and the instruction mnemonic along with the current register contents.

You can execute a machine language program in slow motion, freeze the action, examine and/or change memory, examine and/or change register contents and then continue the slow motion. You can speed up past common routines and slow down to examine other routines in detail or operate in single step mode.

**TRACE-80** allows you to trace ROM as well as RAM because instructions are emulated in a special execution buffer.

### FEATURES:

- ★ For both beginner and advanced programmer.
- ★ More than 20 commands.
- ★ Trace-80 is written in machine language.
- ★ Traces both ROM and RAM.
- ★ Level II or Mod I Disk operation.
- ★ Model II Disk version available.
- ★ Optionally prints only "Transfer and Control" instructions.
- ★ Full speed, slow speed or freeze execution modes.
- ★ Memory can be displayed/modified.
- ★ Register contents can be displayed/modified.
- ★ Hex, ASCII and mnemonic display modes.
- ★ Abbreviated or full printer format.
- ★ Serial printer output if desired.
- ★ Option of normal screen display, memory display, trace display or clear screen.
- ★ Learn assembly language programming as well as machine coding by watching actual code execution and see assembly language mnemonic.

**PARTIAL LIST OF COMMANDS:** Load disk file, Trace, Slow Motion Execution, Full Speed Execution, Freeze Action, Single Instruction Execution, Examine and/or Display memory, Examine and/or Display Register Contents, Enable/Disable Screen, Enable/Disable Printer, ASCII or Hex Display, Full Screen Memory Display, Line Printer Commands, etc.

**TRACE-80/MOD-I** (for Level II or DOS operation) ..... **\$29.95**  
Supplied on tape with 3 versions (16K, 32K or 48K). Complete with instructions.

**TRACE-80/MOD-II** ..... **\$49.95**

## The Restauranteur's Consultant by Ty Halderman

This food and beverage management tool dramatically reduces the human factors in food cost analysis. Those tasks required to effectively operate any restaurant or food service business. Over a half dozen reports give uniform, accurate and up to the minute information for profitability. And, handling of daily cost changes requires only minutes per week instead of hours, because the Consultant makes all the necessary conversions from your case prices. Reports include:

1. Menu Recipes.
2. Ingredient Listing.
3. Supplier Master File.
4. Complete Listing of Food Cost Analysis.
5. Food Cost Summary.
6. Input Data Sheets.
7. Batch Update.

Mod 1, 32K, 2 Disk, Printer or Mod 2 ..... **\$750.00**

\*Trademark of Radio Shack, a Tandy Co.





# THE NATIONAL COMPUTER SHOWS

## HAVE WE GOT A PROGRAM FOR YOU!

The new computers are showing off. Over \$50 million worth of equipment in over 100,000 square feet of space, including the latest software and hardware for business, government, home and personal use. Everything the NCC show has and more will be on display, and you can buy it all right on the spot.

Computers costing \$150 to \$250,000, mini and micro computers, data- and word-processing equipment, telecommunications, office machines, peripheral equipment and services from leading names in the industry like IBM, Xerox, Radio Shack and Apple will all be there.

There'll be conferences on business uses of small to medium sized computers, and how to make purchasing evaluations.

There'll be robots, computerized video games, computer art and computer music.

Everyone from kids to people who earn their living with computers will have a great time at the largest computer show ever organized in each region.

Admission for adults is \$5. The public is invited, and no pre-registration is necessary.

Don't miss the computer show that mixes business with pleasure. Show up for the show.

### THE MID-ATLANTIC COMPUTER SHOW

**WASHINGTON, D.C.**  
D.C. ARMORY/STARPLEX  
THURSDAY-SUNDAY  
SEPTEMBER 18-21  
11 A.M. TO 9 P.M. THURS.-SAT.  
11 A.M. TO 5 P.M. SUN.

### THE MID-WEST COMPUTER SHOW

**CHICAGO**  
McCORMICK PLACE  
THURSDAY-SUNDAY  
OCTOBER 16-19  
11 A.M. TO 9 P.M. THURS.-SAT.  
11 A.M. TO 5 P.M. SUN.

Produced by National Computer Shows,  
824 Boylston Street, Chestnut Hill, MA 02167.  
Telephone (617) 739-2000.

### THE NORTHEAST COMPUTER SHOW

**BOSTON**  
HYNES AUDITORIUM  
PRUDENTIAL CENTER  
THURSDAY-SUNDAY  
NOVEMBER 20-23  
11 A.M. TO 9 P.M. THURS.-SAT.  
11 A.M. TO 5 P.M. SUN.

Please send me:

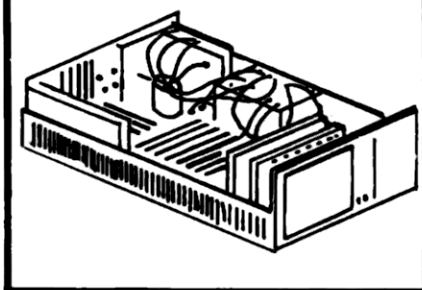
- ☐ adult tickets at \$5 each. I have enclosed the proper amount of \$ \_\_\_\_\_  
☐ Information on the show's conference program.  
☐ Hotel registration information ☐ Exhibitor rental information

Please print: Name \_\_\_\_\_

Address \_\_\_\_\_

City \_\_\_\_\_ State \_\_\_\_\_ Zip \_\_\_\_\_

## HARDWARE



**DB-9500 Line Printer**  
Anadex, Inc.  
Chatsworth, CA 91311  
\$1650 Model I Compatible

by Edward E. Umlor

The DB-9500 is one of the better designs among dot matrix printers on the market. Some of its features include:

- I/O Parallel, serial and current loop interfaces, all built in;
- Type: two fonts available (normal size 9x9 and condensed size 7x9) for 10, 12 and 13.3 characters per inch, and six or eight lines per inch (double width format is also available in both fonts);
- Speed: from 150 CPS to 200 CPS, depending on type selected;
- Paper: 1.75 to 16.875 inch, edge punched, single weight from 15 to 100, or multipart thickness of 0.018 inches maximum;
- Ribbon: enclosed cartridge;
- Graphics: individual dot addressable in 7x1 format (each character is one dot wide and 0-7 dots high).

All parameters (except I/O format) are software selectable as well as switch selectable. The DB-9500, selected for parallel (Centronics format) operation, was hooked up to our TRS-80 word-processing system and fired up. The printer performed correctly on the first run. The printer ready line prevents data from going to the printer prematurely so that all characters are printed. We had the 2K optional RAM installed for a total of 2.7K FIFO buffer.

The print quality is very good in both fonts and is crisp and clear. The lever with detent stops at the left side of the carriage controls the distance of the print head from the platen. Set the lever for maximum separation to load the paper more easily and then set it back for the correct impact pressure. This is a much better arrangement than the fixed gap method used by most printers.

Its operation is almost flawless. We were running a mail list on our MSI computer, with the perforation skip set at one inch. On each new page, the top two lines did not have the correct separation. This might have been caused by paper drag as the paper came out of its box. When half an inch skip setting was used, there wasn't a problem with paging. ■

**Microline-80**  
Okidata  
Mount Laurel, NJ  
\$800

by Gary L. Osburn

I was recently faced with the \$64 question (or in this case, the \$1000 question): Out of the dozens of printers available for use with the TRS-80, which one would be the best for me?

I was infected with the micro-bug about two years ago and found that the only treatment was massive doses of Z-80! When I decided to take the plunge, the lack of ready cash meant that the habit had to be self-supporting. I started a small consulting service for developing custom software and needed a printer that emulated any of several printers that my clients were using. The printer had to look like it printed 40, 80 or 132 columns.

### The Okidata

At the National Computer Conference in Anaheim I found an Okidata display. In one corner of the display was a sleek little box sitting on a pedestal spitting out fact sheets at 80cps. I thought it particularly effective to have the printer printing its own specifications.

The printer is impressively small. Its vital statistics are 13.4 inches wide x 9.4 inches deep x 4 inches high. Apparently the trick to producing such a small printer is the low mass print head. Energy is stored in tension members waiting to fire extremely hard print pins on de-

mand. This translates into low heat and longer life. The company is so sure of the longer life that it guarantees the print head for 2,000,000 characters.

The printer produces 162 lines per minute (80 column format) and can print either six or eight lines to the inch. This can be a real paper saver!

Extremely clear characters are printed in a 9x7 dot matrix. The character set is the ASCII standard 96 characters (upper and lowercase) and features block graphics! This capability allows for all sorts of clever printing possibilities. (See Table 1.)

The printer comes standard with friction and pin feed (ten-inch pins). A tractor drive mechanism is available for \$140 and simply snaps into place when it is needed. It can be removed when it is not.

You can use the inexpensive roll paper for most of your work, and still have the tractor when needed. Incidentally, standard Teletype paper available at most office supply shops is a lot cheaper than what Radio Shack sells.

Speaking of supplies, the Microline-80 uses a standard two-inch typewriter ribbon that you can pick up almost anywhere for less than two bucks!

Using the Microline-80 is a real dream. There were no installation problems whatsoever, the ribbon connector sent with the unit fit perfectly, and the connection pins required no rewiring. The quality of the print really helps when looking for that hard to find bug. Though the lowercase letters do not have below the line descenders, the print is definitely of letter quality. Consider the Microline-80. ■

This is a sample of 80 column printing:  
ABCDEFGHIJKLMNOPQRSTUVWXYZ1234567890  
abcdefghijklmnopqrstuvwxyz

This is a sample of 132 column printing:  
ABCDEFGHIJKLMNOPQRSTUVWXYZ1234567890!@#\$%^&'()\*+,-./:;=<>?  
abcdefghijklmnopqrstuvwxyz

THIS PRINTING IS DONE AT 6 LINES PER INCH  
THIS PRINTING IS DONE AT 6 LINES PER INCH  
THIS PRINTING IS DONE AT 6 LINES PER INCH

THIS PRINTING IS DONE AT 8 LINES PER INCH  
THIS PRINTING IS DONE AT 8 LINES PER INCH  
THIS PRINTING IS DONE AT 8 LINES PER INCH  
THIS PRINTING IS DONE AT 8 LINES PER INCH



Microline-80 Output (Actual Size)



# THE ASSEMBLY LINE

by William Barden, Jr.

*"The scheme for creating one large program with EDTASM/Apparat is to keep adding source code lines as required."*

This month we'll be discussing editor/assemblers for the Model I and II and more about SET/RESET.

Radio Shack's Disk Editor/Assembler, a macro assembler that produces relocatable modules, differs from EDTASM, the cassette based Radio Shack Assembler and from the Apparat version of EDTASM, in the following areas:

1. It produces relocatable object modules that must be "linked-loaded."
2. It allows some limited macro capability.
3. It has some format differences in the pseudo-op area.
4. It allows some additional pseudo operations relating to titling, page formatting, and so forth.

The assembler does basically the same job as the Apparat assembler, taking a source assembly program in standard Z-80 mnemonics and translating it into object code, operating with disk files for source and object. A source program for the disk assembler will look virtually identical to one for EDTASM or the Apparat assembler. The difference lies mainly in how it goes about producing the source code.

## Relocatable Modules vs. One Program

The scheme for creating one large program with EDTASM/Apparat is to keep adding source code lines as required. Within the source code, you can structure separate program modules. A large assembly language program would probably have many separate subroutines with defined inputs and outputs, and several levels of routines, as shown in Fig. 1.

All the code, however, would be within one source file. There would be no problem referencing a label in one part of the program from another part, as the assembler would have built up a symbol table of all labels used in the program.

This scheme of one huge program is fine except for two gremlins, memory size and divisibility.

As RAM is being used to hold the source code and the symbol table, there is a limit to the size of the program that can be assembled. This limit is a function of the number of lines of source code, size of the lines, and number of labels used. I've reached the limit in about 1000 source lines with a lot of comments and a lot of symbols (it's terrible programming practice to have "JP \$+257"!)). Memory size, therefore, may be a problem for large programs.

The second gremlin, divisibility, requires some explanation. How do you divide a program when you run out of memory and you have a huge program that is crisscrossed with references? What about a large programming

task that must be split up among several programmers? How do they write code that can be merged together efficiently?

Assemblers that produced relocatable object modules were developed in the early days of programming to get rid of the twin gremlins of limited memory size and divisibility. The Disk Editor/Assembler allows a large program to be broken up into as many modules as desired.

In this type of assembler, each source code module is assembled after the edit to produce a relocatable object code module. Why relocatable? Obviously, it would be difficult to assign absolute addresses for each object module, as the sizes are variable. Each module is relocated at load time by automatically adding a relocation bias to the addresses and other relocatable data types.

Intermodule communication is handled by EXTERNAL and ENTRY pseudo-ops. If a label is declared as an ENTRY, other modules may reference the label, provided they have declared a corresponding EXT for the name of the label. These labels are referred to as global, because they are accessible to all modules, rather than just locally, inside of one module.

To see how this process of assembling, loading and linking works, see Program Listing 1, which shows a huge program of three modules.

Module one is the main module, typically the driver program. In this case MAIN looks for a keypress of 0-7, prints the key and loops back for the next keypress. MAIN references two other modules, KEY and PRINT. KEY is a subroutine to detect a keypress and PRINT prints the value of the keypress at the screen center.

Note the EXT for KEY and PRINT in MAIN and the corresponding ENTRY pseudo-ops in KEY and PRINT. Of course, all modules

may have both ENTRYs and EXTs, depending on the references.

The commands to the loader to load MAIN, KEY, and PRINT from disk as object modules and to write the subsequent core image out as PROG is given in Program Listing 2. PROG can be loaded and executed as a single CMD type file from disk.

## Wholly Macro! Look at This Feature!

A second feature of the Disk Editor/Assembler is its ability to define and use macros. A macro in its simplest form is nothing more than a specified set of instructions that is spewed out at assembly time when the macro name is invoked. Suppose, for example, that we used the sequence of instructions

```
LD     HL,BUFFR
LD     DE,DCB
LD     B,0
CALL   4424H
```

several times in program to OPEN a TRSDOS disk file. Rather than writing the four instructions for assembly each time we open a disk file, we can define the instructions as a macro called OPEN. The MACRO pseudo-op defines the label as a macro name, and the code between the MACRO and ENDM defines the body of the macro. Having defined the macro at the beginning of the assembly language source code (Program Listing 3), we can now invoke the macro (OPEN), automatically generating the four instructions, at any point in the source code.

Not only does the assembler allow us to define sets of instructions as macros, it allows us to use general arguments as parameters for macro calls. In Listing 3, we don't always want to use BUFFR as the buffer; we might want to

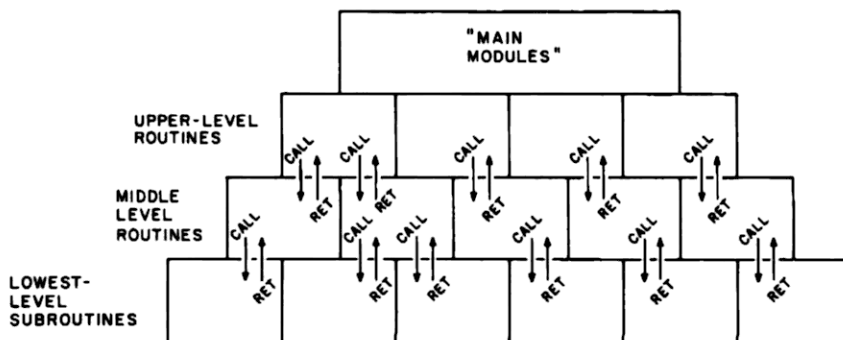


Fig. 1. Typical Assembly Language Program Hierarchy

```

0000' 3E 20          00100 ; MAIN DRIVER CALLS KEY AND PRINT
0002' 11 FFFF       00110 EXT KEY,PRINT
0005' 21 03FF       00120 START: LD A,1 ;BLANK
0008' DD 21 3C00     00130 LD DE,-1 ; -1 FOR DECREMENT
000C' DD 77 00       00140 LD HL,1023 ;FOR 1024 CHAR POS
0011' DD 23          00150 LD IX,3C00H ;START OF SCREEN
0012' 38 F8         00160 LOOP1: LD (IX),A ;CLEAR SCREEN
0014' CD 0000*       00170 INC IX ;BUMP POINTER
0017' CD 0000*       00180 ADD HL,DE ;DECREMENT COUNT
001A' 18 F8         00190 JR C,LOOP1 ;GO IF MORE
                    00200 LOOP2: CALL KEY ;LOOK FOR KEY
                    00210 CALL PRINT ;DISPLAY
                    00220 JR LOOP2 ;LOOP DA LOOP
                    00230 END

0000' 3A 3810       00100 ; KEY SUBROUTINE LOOKS FOR KEY PRESS OF 0-7
0003' B7            00110 ENTRY KEY
0004' 28 FA         00120 KEY: LD A,(3810H) ;GET ROW
0006' C9            00130 OR A ;TEST
                    00140 JR 2,KEY ;GO IF NONE
                    00150 RET ;RETURN

0000' 06 FF         00100 ; PRINT SUBROUTINE DISPLAYS KEY ON SCREEN
0002' 0F           00110 ENTRY PRINT
0003' 04           00120 PRINT: LD B,-1 ;COUNT
0004' 30 FC         00130 LOOP: RRCA ;SHIFT OUT A
0006' 78           00140 INC B ;BUMP COUNT
0007' C6 30         00150 JR NC,LOOP ;GO IF NO CARRY
0009' 32 3E20       00160 LD A,B ;COUNT
000C' C9           00170 ADD A,30H ;CONVERT TO ASCII
                    00180 LD (3E20H),A ;PUT ON SCREEN
                    00190 RET ;RETURN
                    00200 END

```

Program Listing 1. Typical Relocatable Modules

```

0000 0100          00100 ; SAMPLE OF A SIMPLE MACRO
0000          00110 BUFFER EQU 8000H
0000          00120 DCB 8000H+256
0000          00130 OPEN MACRO
0000          00140 LD HL,BUFFER ;MACRO DEFINITION
0000          00150 LD DE,DCB
0000          00160 LD B,0
0000          00170 CALL 4424H
0000          00180 ENDM
0000          00190 TEST1 LD A,5 ;MEANINGLESS
0000          00200 OPEN ;MACRO CALL
0000          00210 LD HL,BUFFER
0000          00220 LD DE,DCB
0000          00230 LD B,0
0000          00240 CALL 4424H ;MACRO EXPANSION
0000          00250 END

```

Program Listing 3. Simple Macro.

use BUFFER1 or BUFFER2. By defining dummy arguments in the macro definition, a macro will utilize a given set of arguments everytime it's invoked. Program Listing 4 shows three arguments, BUFFER, DCB and LRL, as dummies in the macro definition. When the OPEN macro is invoked, the arguments specified are then substituted for the dummy as shown.

Macros can be used to simplify calls to subroutines or system functions—as they are on large computers—or to automatically generate a set of in-line code, or even to define a special assembly-time interpretive language.

#### Format Differences

The Disk Editor/Assembler has some minor format differences from EDTASM. Labels on assembly source lines must be suffixed by a colon. The pseudo-ops for defining bytes, words, storage and strings are either DEFB, DEFW, DEFS and DEFB or an alternate (8080) set of DB, DW, DS and DC. One of the nicest differences in these pseudo-ops are that multiple arguments can be used as in DB 2,5,45,6,77.

The editor uses similar, but not identical, commands to the BASIC/EDTASM editor;

the commands are not quite as powerful as in EDTASM. An edit is performed on a disk file. At the completion of an edit, the modified file is written out to disk as a new file name. The old file name cannot be used, necessitating a KILL followed by a RENAME to complete the edit of a source file.

Some additional pseudo-ops in the Disk Editor/Assembler allow listing format control and conditional assembly. Those in the first group are such commands as TITLE, SUBTTL (sub-title), PAGE and .COMMENT. Listing can be selectively controlled for various parts of the program. Conditional assembly is controlled by pseudo-ops such as IFT (if true) and ENDIF. Other functions, such as repeat (REPT) code, are also permitted. All in all, the commands incorporated into the Disk Editor/Assembler are similar to the commands one sees in assemblers on most minicomputer systems.

#### Which Assembler is Best?

Which assembler, EDTASM/Apparat or the Radio Shack Disk Editor/Assembler, is "best"? Unfortunately, an assembly language

```

DOS READY
L80 (Loads Loader)
* -P: 8000 (Sets load location to 8000H)
*MAIN, KEY, PRINT (Loads MAIN, KEY, PRINT
DATA 8000, 802F in that order)
DATA 8000 802F (Program boundaries)
*TEST-N,-E (File TEST/CMD, end load)
(0000 802F)
DOS READY

```

Program Listing 2. Typical Load Sequence

programmer is almost forced to choose one or the other, because of minor format differences between the two. This is really a lamentable condition; it's a shame that colon in labels wasn't exorcised.

The Disk Assembler got short shrift in an earlier column. After using it extensively however, I've formed the following opinions:

*"Which assembler, . . . is 'best'? Unfortunately, . . . a programmer is almost forced to choose one or the other, because of minor format differences. . .*

- If the TRS-80 is used in a programming department in a commercial company, the best choice of assemblers is probably the Disk. It provides all the features of EDTASM/Apparat and with its Modular flexibility can maintain and develop large program packages.

- If you do a great deal of assembly language programming or want to use the best tools available, then the Disk Editor/Assembler again is probably most useful.

- If you are learning assembly language programming or do most of your assembly language programming in short code segments, then stick with EDTASM/Apparat or the new Microsoft version of EDTASM, EDTASM-PLUS (cassette based).

These, are my personal opinions, but I'd be interested in hearing yours. (By the way, I'd also be interested in hearing your opinions about the content of this column: Should it be at a lower level, higher level, oriented towards ROM calls, more tutorial, more product oriented? Please let me know.)

#### Model II Assemblers

Disregarding assemblers that run in a CP/M (Control Program for Microcomputers) enviro-



```

00100  ; SAMPLE OF A SIMPLE MACRO WITH ARGUMENTS
00110  OPEN MACRO BUFFER,DCB,LRL
00120      LD HL,BUFFER
00130      LD DE,DCB
00140      LD B,LRL
00150      CALL 4424H
00160      ENDM
00170  TEST: OPEN 8000H,8000H+256,0
      LD HL,8000H
      LD DE,8000H+256
      LD B,0
      CALL 4424H
00180  END

```

MACRO DEFINITION  
WITH DUMMY ARGUMENTS  
MACRO CALL WITH REAL ARGUMENTS  
MACRO EXPANSION WITH REAL ARGUMENTS

Program Listing 4. Macro with Arguments.

onment on the Model II, there are at least three others which will run on that computer.

The first is the Radio Shack Macro Assembler. This is a rewrite of Microsoft's Disk Assembler for the Model I and has all of the same features that we discussed in the earlier part of this article. The cost is \$199.

The second is from Galactic Software, Ltd. EDAS 4.0 has a text editor identical to the BASIC editor. Though I have not used the product, according to its specifications, all object output can go directly to a disk file or to memory and it executes all TRSDOS commands. Its cost is \$229.

The third is MACASM from Racet Computers. This is an interesting product, as it is a EDTASM-PLUS modified for the Model II. EDTASM-PLUS is another Microsoft Assembler, and contains an editor, assembler and debug program all in one package. The editor is basically the same editor which is in EDTASM, but has several new commands, such as Move Block and Copy Block.

The assembler is a macro assembler that can be assembled directly to memory. The Z-BUG portion is a symbolic debugger that performs virtually any useful debug function you can imagine, including referencing of locations by symbolic assembly name. Switching between editing, assembling and debugging is instantaneous, as all three are resident at one time.

MACASM is part of a Mod II Development package that includes SUPERZAP, MACASM and Disassembler and costs \$125.

## The Continuing Saga of SET, RESET

I received a long letter from Jerald J. Kovacic and William Sit, who collaborated on a fast multiply (see previous column). The multiply was fast, but the mail delivery was not. In Jerald's letter he describes the ROM call for POINT, SET and RESET, which should be of interest to many readers.

Basically, all three calls require that there is an ASCII character string in memory of the form (X,Y) where X and Y are legitimate column and row numbers of 0-127 and 0-47, respectively. Caution! The ASCII string must not contain invalid X or Y values and must have correct syntax, otherwise the following routines will go to a BASIC error processing routine, and... goodbye assembly language!

For POINT, the call is:

(HL)=pointer to ASCII message of (X,Y) minus one  
CALL 0132H  
(Return with location 4121H=0 if point off, 0FFH if point on;  
((HL))=pointer to first non-blank following the string)

For SET and RESET, the calls are:

(HL)=pointer to ASCII message of (X,Y)  
CALL 135H for SET  
CALL 0138H for RESET  
(Return with ((HL))=pointer to first non-blank following the string)

How do these CALLs compare to the SET/RESET routine given in an earlier column? If you recall, we set or reset about 2500 points per second. It appears that these ROM routines allow us to operate on about 140 points per second, not to mention the overhead of setting up a string in ASCII of X and Y values. This checks with a tight BASIC SET/RESET loop figure of 122 pixels per second that has somewhat more overhead. The test program used to time it is given in Program Listing 5.

In past columns I've been reluctant to discuss ROM calls. There are some good reasons for this. Firstly, I question how many modular, well defined routines there are in BASIC. Secondly, problems, such as the one above, can branch out in to cloud-cuckooland. Finally, I think one learns more by writing his own assembly language routines. Comments? ■

```

0000' DD 21 0000      00100  ; TEST PROGRAM FOR ROM CALL FOR SET/RESET
0004' 21 0014'        00110  LD IX,0 ;ZERO COUNTER
0007' CD 0135         00120  LOOP: LD HL,MSG ;STRING ADDRESS
000A' 21 0014'        00130  CALL 0135H ;SET
000D' CD 0138         00140  LD HL,MSG ;MESSAGE ADDRESS
0010' DD 23          00150  CALL 0138H ;RESET
0012' 18 F0          00160  INC IX ;BUMP COUNT
0014' 28 36 30 2C     00170  JR LOOP ;LOOP
0018' 33 30 29       00180  MSG: DB '(60,30)' ;X=60, Y=30
                        00190  END

```

Program Listing 5. Test Program for ROM SET/RESET

## INSIDE 80

from page 10

impressed. I seriously considered—quietly—buying one myself... didn't want the boss to know... but the price/need ratio was still only mildly attractive. The deciding factor in my case might have been one of judgment.

I'm not a digital or computer technician, but I am experienced enough in electronics to understand Murphy's law and its effect on computer hardware compatibility. If you buy two items from the same supplier, you at least have one company you look to for proper interfacing. If they come from different suppliers, about all you can reasonably expect is that each company assure proper operation of their particular item.

Radio Shack has a limited supply of technical types, and we hope it is now obvious what they've been doing since we introduced Model II. From the 1977 introduction of Model I, we've said many times, that we can't offer specialized hardware help or custom programming.

We see other folks' ads for some pretty impressive-looking TRS-80 add-ons and software. We haven't had hands on with much of it though, and so we really don't know how to make it play with TRS-80s. Selfishly (we all get that way sometimes), I have to suggest that it might be more reasonable to ask for help from the folks who asked you to buy that product for your TRS-80. Of course, we will support our advertised applications on our equipment.

## 99-cent Catalog

Contrary even to what my friend Wayne Green would have you believe, we don't try to hide our competition from our customers—especially software (his August Remarks). He overlooked our Software Sourcebook, a 99-cent catalog of over 1,000 "non-Radio Shack" TRS-80 programs. Remember, Wayne, you paid us \$10.00 each to list seventeen of your own Instant Software programs.

Wayne and I have known each other for close to 20 years now, and I know he won't take offense at a friendly jab, so I'll also chide him a bit for mis-reading his Tandy Annual Report. Our total payroll (not just for our administrative "bureaucracy") for operating 7,353 stores worldwide, including six headquarters locations in Fiscal 1979 was about 18 percent of our total expenses rather than the "almost 50 percent" he suggested.

In fact, compared to the top ten computer companies, our sales per employee were second only to IBM.

Be all of that as it may, we members of the bureaucracy will continue to bring you new products, both hardware and software, to the best of our ability. And again, I assure you that your comments and suggestions will be met with open arms. As soon as we find the remainder of our management staff—those we're buying for the other 30 percent of our expenses, Wayne—maybe we can offer individual replies. ■

# SAFOR

## Sales Analyst and Forecaster

### with Graphic Display

Here is a new program from Software Etc. . . that is invaluable to any businessman. SAFOR is a time series analysis and forecasting program that will produce presentation quality graphs on your own printer. SAFOR will handle up to ten years of monthly data, provide a comprehensive analysis of past patterns and make both long and short-range forecasts.

SAFOR uses a classical time series decomposition model to provide both tabular and graphic presentations of Original Data, 12 Month Forecasts, Business Cycle, Growth Cycle, Seasonal Pattern and 12 Month Moving Average.

SAFOR can handle any type of data series measured on a monthly basis where no value is zero or less. This data may be in any unit of measure, however

SAFOR does not adjust dollar figures for inflation. The trend is calculated in the same units as actual sales, while other factors are treated as multipliers or indexes. Because the irregular component is unpredictable, SAFOR ignores it.

SAFOR is designed for ease of use, data entry is particularly straightforward, every user action is prompted. The program features extensive editing, updating, data storage and error detection routines.

SAFOR allows for varying levels of expertise in the techniques of analysis, beginner to expert. For the beginner, SAFOR contains standard default operations to help prepare routine analysis and forecasts. For the expert, key assumptions in the program are readily modified without any programming.

SAFOR will run on your TRS-80\* Level II with an expansion interface, 32K of RAM memory, a disk drive, TRSDOS\* and optionally a 132 column printer.

Each program comes complete with a two year set of demonstration data. Order yours now! A \$200.00 value at this Introductory Price of only

**\$79.95** Good through December 31, 1980 Only.



✓ 42


Software Etc. . .  
1839 Chamberlain Drive,  
Carrollton, Texas 75007.  
Phone Orders: (214) 492-0515

Demand a Demonstration from your local dealer, or write for a brochure of our complete line of fine software.



*"Machines... are defined by their function—and it is the software that determines the function of a general purpose computer."*

## Are Computer Programs Patentable?



While the industry as a whole clamors for H.R. 6934 (a bill that offers copyright protection for software), a patent granted July 1, 1980 has been overlooked. Patent 4,210,961 for a sorting system was granted to Whitlow Computer Systems, Inc. of Englewood Cliffs, NJ. The grant was made for "a method... of sorting data... utilizing a digital computer and at least one random access device...."

Although the patent is specifically for "a method," the sort system is part of Whitlow's software product Syncsort for IBM OS computers. The decision is a coup for all advocates of software patenting.

Currently the U.S. Patent Office is not accepting applications for software or firmware. The Whitlow application was filed prior to the present policy. Thomas Lynch, legal counselor for the Patent Office, explains that judicial decisions have indicated that patents do not apply to computer programs.

### Strong Contingent

However, advocates of software patenting counter that the Patent Office is shirking its duty. This small, but strong contingent is fighting for legal recognition of software programs as inventions, which would make software eligible for patent incentives.

The legality of the Patent Office's stand will be considered by the U.S. Supreme Court when it reconvenes this month. Two programming patent cases will be heard: *Diamond, Commissioner of Patents and Trademarks, v. Bradley*

*and Franklin*; and *Diamond v. Diehr and Lutton*. The first case is a patent appeal for a firmware ROM chip. Diehr and Lutton's appeal is for a software patent.

While the legal debate is fanned in Congress and the courts, it's worth noting some distinctions between patents and copyrights. According to *Webster's New Collegiate Dictionary*, a copyright is "the exclusive right to reproduce, publish, and sell the matter and form of a literary, musical, or artistic work." A patent is "a writing securing to an inventor for a term of years the exclusive right to make, use, or sell his invention." Before slapping the dictionary shut, an invention is "a device, contrivance, or process originated after study and experiment."

Michael Keplinger, chief counsel to the special government Commission on New Technological Uses, points out that a copyright is not a government grant. "It exists in something, if it is a work, from the moment it is created."

Generally, a work is considered to be copyrighted from the moment the pen leaves the page, without any formality. To be fully protected by copyright benefits, Keplinger suggests the copyright be registered with the Library of Congress. Two thousand copyrights were registered for software in 1978 and 1979.

Keplinger also talks about "the critical difference" between a patent and copyright. "A copyright is anti-rip-off protection. Copyrighted software can't be copied with only trivial changes—but you could take a close look at somebody else's software and take the main ideas to make your own program. Anyone else could create a program based on the same algorithm and copyright. But a patent is given for a process implemented in a program. After one is granted, writing another program with the same algorithm would be a patent infringement."

### Major Objections

This is exactly the objection the patent office has to programming patents. According to Thomas Lynch, "The basic rule of thumb is that anything can be patented if it is new and an improvement of what has been done before. But with programming (both firmware and software), you're talking about an old or existing machine programmed to do something different. A patent of a program is a patent for

an idea rather than for the development of a new structure."

However, businessmen such as Whitlow's president Aso Tavitian have "never considered copyright as worthwhile protection." Whitlow's Syncsort was jointly developed by several people in the small software company early in the '70s. A patent application was filed at that time. "The feeling was—and it was shared by all of us—that we had an invention.... My feeling is that to think about copyright as equivalent is 'way out'.... The purpose of a patent is to encourage innovation. It's like a reward: For 15 years we have a legal monopoly on this sort."

*"The purpose of a patent is to encourage innovation. It's like a reward: For 15 years we have a legal monopoly on this sort."*

Whitlow's attorney Morton C. Jacobs explains that the Syncsort patent is "not a program listing patent, as such, but a patent on a sorting system built with software." Jacobs has filed one of the several "friend of the court" briefs that the Supreme Court will consider in respect to the patent cases it is hearing this fall. His argument is particularly germane to microcomputers and other general purpose computers.

"Machines," Jacobs says, "are defined by their function—and it is the software that determines the function of a general purpose computer." He argues that "a new machine is created every time a new piece of software is entered."

In the brief submitted to the Supreme Court, Jacob states that "To remove the sorted program from the general-purpose computer is to remove its unique rule of action as a machine. This would be the same as untying the wires interconnecting the circuits of a hardware-

*continues to page 45*

# Computer Merchandisers Hurt by Mail Fraud

No arrests have yet been made in Chicago area towns following a rash of thefts which has left several computer supply houses around the country holding bad checks totaling nearly \$140,000. The scheme of theft by deception first came to light earlier this summer when complaints of bum checks began trickling into the Riverside Police Department from a number of out-of-state computer houses who had shipped merchandise C.O.D. to a Riverside address.

Outwardly, the customer appeared legitimate enough, bearing all the trappings of a bona fide business. According to Lt. Dokupil, chief of detectives with the Riverside PD, the goods were ordered by CMI, Inc., a phony company which maintained an office at 3340 S. Harlem Ave. An individual using the name of Thomas Janson (or "Jansen") used the premises as a base of operations from which he placed orders around the country for a variety of merchandise.

The same general procedure was used in all of the thefts. An order would be phoned in by CMI to a computer firm for a sizeable amount of software or hardware. At the time of delivery, the driver would accept the CMI check as payment for the goods, per standard procedure. Because the company had carefully created the illusion that it was in fact an established firm with a permanent business address, nothing out of the ordinary was noticed—until checks started bouncing.

By the time the complaints reached the local police, the suspects had already fled and an investigation of the Harlem Ave. address revealed only a hurriedly vacated office. After Riverside, Janson and his accomplice apparently set up shop in nearby towns, crow-hopping to a new location whenever things got hot.

One of the dealers who got stung was a Texas supplier who received a phone order from CMI for two hundred eight-inch and five-inch diskettes which the caller wanted shipped out as a

rush order. The order was sent out C.O.D. the next day, and when the UPS driver delivered, payment of \$600 was effected by personal check. When the dealer received the check his suspicions were aroused by the absence of a company name and number on the face of the check; the scrawled signature of "Thomas Janson" was just barely discernible at the bottom of the check.

The dealer had little choice but to go ahead and deposit the check, and hope for the best. His suspicions were confirmed several days later when the check was in fact returned: The Illinois bank account upon which it had been written was no longer in existence. Neither CMI nor Janson were listed in the phone book. It was at that point that the dealer contacted the police in Riverside. At about the same time, similar reports began to reach the police from other dealers around the nation such as one in California who had been bilked out of \$3000 worth of hardware (color boards) in exactly the same manner.

The same scam was repeated numerous times from many different locations in the area surrounding Riverside. In each case CMI would abscond just before the police could close in for an arrest.

Most recently, the operation was headquartered in Morton Grove, IL. It is in this town that police feel they have compiled the most concrete evidence to date with felony warrants being issued for the arrest of Janson and his accomplice.

According to Det. Redman of the Morton Grove Police Department, a picture of the prime suspect has been distributed to law enforcement officials involved in the case in other locales.

Assistance has also been sought from the FBI due to the interstate nature of the crimes and federal charges will be leveled if and when any apprehensions are made. Among these is a "theft by wire" charge which is brought in in-

stances where a telephone is used as an instrument of larceny.

Lt. Dokupil advises all dealers who are defaulted to go directly to their local police with as much information as they can pull together. Dealers are urged to be doubly cautious when doing business with new clients, specifically, on C.O.D. orders. They are being admonished to accept only cash, money orders (cashiers' checks), or established charge cards.

One dealer, still smarting from his recent rip-off at the hands of CMI said, "We hate to do it, but now have to be much stricter with payment procedures; this (loss) is cash right out of our pockets." ■

By Paul Quinn  
80 Staff

## Future Home Computing

"The Home of the Future," the second annual Yankee Group symposium on home information utility, will be held Oct. 14-15 in Palo Alto, CA, and Oct. 21-22 in New York City. It will outline and discuss how access to computing power will be provided, who the suppliers will be, and how this trend will affect all users of electronic information processing.

According to the Yankee Group, the Home of the Future will be part of an information bus. Data bases such as The Source, CompuServe, and Knight-Ridder will be easily accessible.

But information of and by itself cannot exist in the marketplace. It must be carried by either telephone lines, coaxial cable, or the cost must be partially covered by other vendors. The Yankee Group believes that broadband communications must come to the Home of the Future.

The seminar will demonstrate how information access could be provided by either the telephone industry or the cable systems, and what the implications of either's actions will be.

Speakers at the symposium include: Ted Turner, Cable News Network; Gus Hauser, Chairman of Warner/Amex (owners of Qube, Columbus, Ohio); George Minot, CompuServe; Tom Har-nish, OCLC (which is putting information data bases on line in 4,000 libraries); Irving Kahn, Broadband Communications; Jack Taub, The Source; and Howard Anderson, The Yankee Group.

For further information and registration, contact Marjorie Sugarman, The Yankee Group, P.O. Box 43, Harvard Square, Cambridge, MA 02138. ■

## Are Computer Programs Patentable?

*continued from page 44*

program computer, or disassembling the wheels, gears and levers of a mechanically programmed machine. . . .

In reference to the possibility of copyrighting programs, Jacobs' brief states, "Copyright protects particular expression, not machine structure." Jacobs feels definitions of the words machine and mechanical are at the crux of the patent question. While the Patent Office argues that programs are not mechanical and are not machine structures, Jacobs points to a finding of fact in the recent *Data Cash Systems, Inc., v. JS&A Group, Inc., et al* case: "The computer program (stored in a computer) is a mechanical device which is engaged in the com-

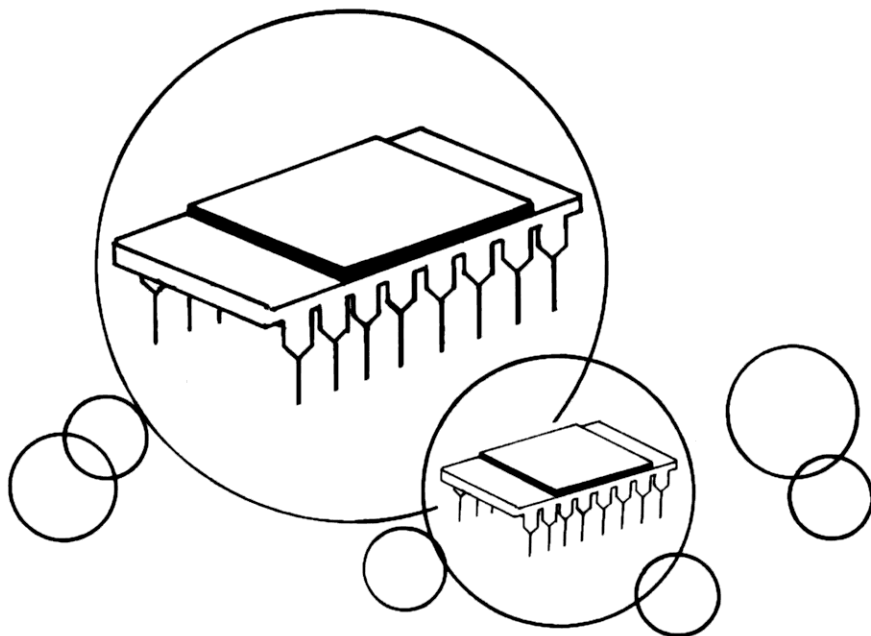
puter to become an essential part of the mechanical process."

Whether programming is artistic creation or creative engineering will be open to aesthetic and intellectual debate as long as computing continues to advance. But the Supreme Court will rule either for or against programming patents this fall. If the court rules in favor of patents, programmers will still not have universal protection. Patents are not easy to come by in any field. As Thomas Lynch explained, to be patented an invention must be "new and an improvement of what has been done." To be copyrighted, a work needs only to be completed—and artistic. ■

By Nancy Robertson  
80 Staff



# A Slow Road to Bubble Memories



The mere mention of bubble memory devices gets a rise out of most jaded floppy disk jockeys. Unfortunately, bubbles may not prove to be the memory panacea most expect them to be for some time.

The name of the game is mass storage and, for the microcomputerist, the options are few. Mass storage refers to the ability to save relatively large amounts of data in a nonvolatile medium. The three most popular mass storage methods currently in use are cassettes, disks (floppy and otherwise) and Winchester systems.

*"It is no wonder that hobbyists are always looking for a better method of mass storage: one that is reliable, fast... and... cheap."*

Each method has drawbacks. Cassettes are notoriously unreliable and are extremely slow. Also, individual cassette storage capacity is limited.

Disks are more reliable, have much faster access time, but are expensive. They also require an operating system which usually resides in RAM and uses up about 12K of memory in a TRS-80.

Winchester systems are expensive, and often

a pain in the neck in terms of software support and compatibility.

It is no wonder that hobbyists are always looking for a better method of mass storage: one that is reliable, fast, easily maintained and, last but certainly not least, cheap. Enter rumours of the bubble.

Bubble memories are the latest development in the technology of mass storage. They are made of neither solid core material nor semiconductor material. Instead, they are composed of a microscopic film of magnetic material that is deposited on a nonmagnetic substrate or base. The magic of bubble memories is their ability to create zones of magnetization at discrete points throughout the magnetic film. These tiny magnetic points are opposite in polarity from the rest of the magnetic film, and each of these magnetic bubble zones represents one bit of information.

Bubbles are nonvolatile, that is they retain their magnetic polarity indefinitely without requiring external power, and are so small that millions can reside in the space of one IC. Space requirements are so minimal in fact, that a standard DIP (dual in-line package) bubble chip has 1M bit of storage capacity (100K bytes). That's roughly the equivalent of a single density, 40 track, 5¼-inch floppy disk.

Bubble memory systems do have some disadvantages. The control and support circuitry necessary to access the bubbles is considerable, often requiring an individual control chip for each bubble chip. In addition, since bubble addressing is loop configured and semi-serial, data transfer rates are not particularly fast. A Texas Instruments' bubble system has an average transfer rate of 85K bits per second compared with a TRSDOS formatted disk transfer rate of 100K bits per second. Manufac-

turers are working on these problems now, and advances on both fronts should be forthcoming.

The three major bubble memory manufacturers today are Texas Instruments, Intel Corp., and Rockwell Int. Each offers bubble devices on both component and board levels, but none are seriously considering entering the personal computer market with their systems at this time.

George Riggs, a spokesman for Rockwell, explains that he does not see a small system market for bubble devices developing "for at least three or four years." He added that "when the cost is lowered to around 15 millicents per bit in bubble systems, the hobbyist will find them an alternative to other systems." This inevitable cost reduction will take time, however. Rockwell does have a bubble system available now. Their 256K bit board can be bought for \$1800.

*"For the present, bubble memories do not seem to be a practical alternative for the vast majority of small system computerists."*

Intel of Santa Clara, CA, markets a board-level bubble system in kit form. Their 7110-1 Magnetic Memory board comes complete with all control and support circuitry, and sells for around \$2000. Judy Kochanowski of Technical Marketing at Intel feels that although no plans are afoot to crash the hobbyist marketplace in the near future, their 7110-1 kit is "competitively priced" when compared with the current cost of a four-disk system for micros.

For the present, bubble memories do not seem to be a practical alternative for the vast majority of small system computerists. The problems related to support and control in both hardware and software are beyond the range of all but fanatical uses to solve. In addition, the cost per Mbyte of storage in bubble devices has not yet fallen low enough to justify their use.

Finally, none of the major manufacturers in the bubble industry take the small system user very seriously. When, and if, these manufacturers sense the existence of a market for their bubble devices in the microcomputer field, rapid developments in small system bubble devices can be expected. Until that time, micro users will continue to CLOAD, disk dump, watch and wait. ■

By Chris Brown  
80 Staff



## I made the TRS-80\* into a serious computer. Now I've made the Model II into a spectacular one.

I'm Irwin Taranto, and I've helped almost a thousand businesses get their first computers up and running.

I've done it primarily with the TRS-80, because it's a really elegant piece of hardware. Given the right programs, it can do substantially the same work as the traditional minicomputers that cost four times as much.

I proved it with four on-line, interactive programs adapted from the genuine Osborne & Associates systems, originally designed for the \$30,000 Wang computer. Then I added two of my own and made them all work on a \$4000 TRS-80.

Now I've done the same thing for the new TRS-80 Model II. It's an \$8000 computer that works twice as fast and has four times the memory—up to two million characters.

My new systems are fully documented, and because I'm working with a much more powerful computer, they're a night-and-day advance over the Model I programs. They'll turn your Model II into a complete business computer, set up and ready to go.

### THE TRS-80 MODEL II PROGRAMS

**General Ledger/Cash Journal:** handles up to 7000 transactions on 500 different user-defined accounts. It keeps track of them by month, quarter and year, makes comparisons to the prior year, and does departmentalization.

**Accounts Payable/Purchase Order:** generates the purchase order and posts the item to payables when the goods are received. Invoice-linked, it calculates and prints checks and aged ledger reports and links fully to the general ledger.

**Accounts Receivable/Invoicing:** keeps track of billed and unbilled invoices, open and closed items, aging and service charge calculation. It prints statements, links to the general ledger, and can work within either an invoice-linked or balance-forward accounting system.

**Payroll/Job Costing:** computes regular, overtime and piecework pay, keeps employee files, figures taxes and deductions, prints checks, journal, 941-A and W-2 forms, and breaks out individual job costs.

When I say set up and ready to go, I mean just that. If you're not quite sure on that point, call the number below and we'll give you the names of some of the people who've already bought all over the world. Call them up and hear what they have to say.

These Model II programs are completely custom-tailored, which explains their \$249.95 price. Before we'll send you a disk, you have to fill out a detailed questionnaire that tells us your precise business requirements. Then we send you the disk, all the instructions you need, and my phone number. If you call, we answer all your questions. If your questions are tough enough, I'll talk to you personally.

Because that way I'll make sure that Model II of yours turns into a spectacular computer, just like I promised.

☐ Please send me the custom questionnaires for the following \$249.95 Model II programs:

- ☐ General Ledger/Cash Journal
- ☐ Accounts Payable/Purchase Order
- ☐ Accounts Receivable/Invoicing
- ☐ Payroll/Job Costing

☐ Please send me information on the TRS-80 Model I programs at \$99.95 each

☐ Please send me information on other Taranto business programs

Your name \_\_\_\_\_

Company name \_\_\_\_\_

Address \_\_\_\_\_

City/State/Zip \_\_\_\_\_

✓ 45

**Taranto**  
& ASSOCIATES, INC.

P.O. Box 6073, 4136 Redwood Hwy., San Rafael CA 94903 • (415) 472-2670

\*A trademark of the Tandy Corporation.



# NEW PRODUCTS

## The Micrographics Index

The National Micrographics Assoc. (NMA) Resource Center has released the latest 1980 computer-output microfiche edition of the Micrographics Index and Special Interest Package #15 entitled, *Service Bureau vs. In-House Systems*, a collection of current articles that are part of the Resource Center's inventory.

Over 250 new entries have been added since the Index was last published in January 1980. The Micrographics Index is a catalog of the over 4,000 items contained in the NMA Resource Center. It provides direct, comprehensive access to the largest collection of micrographics in the world.

The Index includes information on micrographic applications, technical processes, case histories, standards, research reports, equipment evaluations, directories, "how to" guides, state-of-the-art reports, market studies and industry surveys. Journal, author, keyword and subject indices provide access to entries listed in the Index. Reprints of most items may be ordered from NMA in hardcopy or microfiche for a small fee.

*Service Bureau vs. In-House Systems* is a collection of articles that overviews the considerations in deciding to use a service bureau or to implement an in-house micrographic operation. Topics include evaluating and selecting a service bureau, justifying in-house COM and case histories of COM and source-document in-house operations.

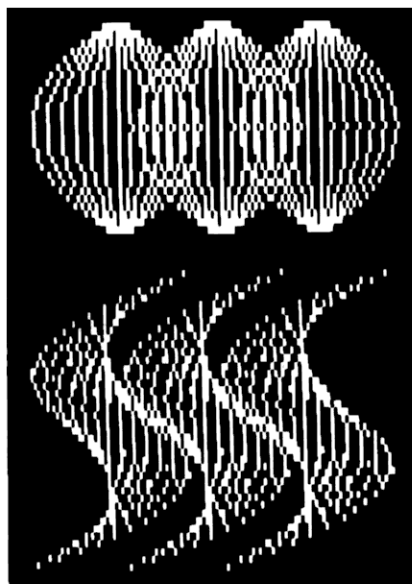
*Service Bureau Versus In-House Systems* is available in papercopy for \$25 and in microfiche for \$15. The Index can be purchased for \$35. Both are available from NMA Publication Sales, 8719 Colesville Rd., Silver Spring, MD 20910.

Reader Service ✓ 173

## Advanced Graphics Course

Datagraphics, P.O. Box 566, Dept. G, Union Station, Endicott, NY 13760, has a new program, *Advanced Graphics Mini-instruction Course, Volume 1, Curves*. The program is the first in a series of projects on graphics applications programming techniques.

Volume 1 uses a new algorithm for the old problem of plotting curves: None of the displays that are generated use advanced math, such as sines and cosines; a simple arithmetic progression-regression technique is used in-



*Graphics Designed with Datagraphics Mini-instruction course.*

stead. Graphics are executed on video within five to 20 seconds.

The program begins with a simple explanation of FOR-NEXT loops and line numbers, continues with amplitude equations, regressions and progressions. There is also a program included for designing computer art.

Supplied on tape for 16K Level II or 4K Level I, *Advanced Graphics Mini-instruction course* sells for \$20.55.

Reader Service ✓ 160

## Macro Library Adds Nearly 80 New Mnemonics

Stoneware Microcomputer Products, 1930 Fourth St., San Rafael, CA 94901, is selling an extended instruction set macro library to work in conjunction with Microsoft's Macro-80, Digital Research's MAC and CDL/TDL Macro I and Macro II.

A macroassembler is defined in the *Microcomputer Dictionary and Guide*, Matrix Publishers, Inc., as something that "simplifies coding when similar sections of code are used repeatedly, but variations preclude the use of conventional subroutine techniques."

Stoneware's new library expands the Z-80/8080 instruction set with nearly 80 new mnemonics. They enhance the hardware instruction set by creating pseudo instructions which are reconstructions of the existing Z-80/8080 instruction set. The assembler mixes the new instructions with the existing set.

The library has been designed to be compatible with current software. It sells for \$109.95 for CP/M systems with eight-inch single density disks, and for \$79.95 for Model I TRSDOS on 5 1/4 inch disk systems.

Reader Service ✓ 169

## Do-it-yourself Interfacing

A five-page booklet is available that provides instructions, schematics, a parts list and software driver listing for do-it-yourself interfacing between a TRS-80 and an RS-232 printer. According to the booklet, which costs \$4.95, the interface can be constructed for less than \$2 in parts.

The booklet, which was not named in the company announcement, is sold by Fobel Enterprises, 552 E. El Morado, Ontario, CA 91764.

Reader Service ✓ 180

## Business Data Base Plus Statistical Package

Charles Mann & Assoc. has a new program-mable Business Data Base System for the TRS-80 and a new Statistical Package. Business Data Base System allows the user to define and build data bases for such purposes as inventory control, general ledger accounting, accounts receivable and accounts payable. The fields may be manipulated with a math formula accumulator to format reports and present status displays.

The system is compatible with TRSDOS, NEWDOS and 3.0 DOS. The programs are auto linked and called automatically as needed. Business Data Base System needs at least 32K RAM with 48K recommended, and a single disk drive. Multiple disk systems are supported under user control.

The Business Data Base System is available for \$89.95 from Charles Mann & Assoc., 7594 San Remo Trail, Yucca Valley, CA 92284.

The Statistical Package includes Scientific Data Management System and a number of

# ADVENTURERS! RISE TO NEW DEPTHS!

## At Last, 3 Dimensions!

Deathmaze 5000 and Labyrinth are the first in a new breed of adventure. Instead of wandering through the English language, typing GO EAST or GO WEST, you move through a colossal maze represented on the screen three-dimensionally. Hallways recede into infinity or come to dead-ends. Doors open to right and left. Pits open in floor and ceiling. As you encounter objects, monsters, and mayhem, one or two word commands may be used. The command set is extensive and sophisticated. The proper commands allow the solution of problems and the manipulation of objects. The improper choice of words could spell the end. . . .

### MACHINE LANGUAGE SOPHISTICATION

Deathmaze 5000 and Labyrinth are written in machine language. They are both incredibly fast. All the features expected of great adventures are built in, including SAVE GAME and a blinking cursor. All versions include relocation modules for use with disk systems.

**Deathmaze 5000** places you on the top floor of a five story building. Each floor is a maze of twisting passageways. Floors are connected by elevators and open pits. You have but one goal. **ESCAPE ALIVE!** Where is the only door out of this nightmare? Monsters, bats, mad dogs, hunger, and many more horrors plague your every step as you struggle to escape the most complex adventure ever written.

TRS-80 Level II 16K cassette \$12.95  
APPLE II or APPLE II PLUS 32K cassette \$12.95

**Labyrinth** places you in a maze of gigantic proportions. But you are not alone! A minotaur searches for you, seeking a grisly meal. You must find weapons, spells, and treasures. You must deal with ghosts and cave gnomes. You *must* avoid the minotaur until the moment is right for the final battle.

TRS-80 Level II 16K cassette \$12.95  
APPLE II or APPLE II PLUS 32K cassette \$12.95

## Med Systems Software <sup>128</sup>

P.O. Box 2574 Chapel Hill, NC 27514  
(919) 933-1990

★ ★ ★ CONTEST ★ ★ ★



### REWARD!

This man escaped a fate worse than death. He was the first, but we hope not the last. From his condition, you would never realize that he designed **Deathmaze 5000**. Those few others who survive may send their correct solutions to us. On December 31, a drawing will be held. Six intrepid adventurers will win their choice of three Med Systems programs and a shirt silk-screened with the above logo and the words "I survived Deathmaze 5000". Only the correct solutions are eligible. All judgements final. Please enclose a SASE for return of solutions or notification of correctness. All winners will be contacted directly.

### SATISFACTION GUARANTEED!

All Med Systems Software products come with a 14 day moneyback guarantee. If for any reason you are not satisfied, return your order within 14 days for a prompt and cheerful refund.

### ORDERING INFORMATION

Orders are processed within two working days. Mastercard and Visa card holders please remember to include the expiration date. We pay all postage and handling within the U.S., Canada, and U.S. territories. European orders please include \$2.00 for air post.

*Ask about our other adventures. These include Samurai, Reality Ends, Bureaucracy, and The Human Adventure.*

Please send the following 3-D adventures:

☐ Deathmaze (\$12.95) \$ \_\_\_\_\_  
☐ Labyrinth (\$12.95) \$ \_\_\_\_\_  
TOTAL \$ \_\_\_\_\_

☐ Please send your catalog of programs and products, as well as details of the Deathmaze contest.

Name \_\_\_\_\_

Address \_\_\_\_\_

City \_\_\_\_\_ State \_\_\_\_\_ Zip \_\_\_\_\_

Computer:

☐ TRS-80 16K LII

☐ APPLE II or APPLE II PLUS 32K

☐ Mastercard

☐ VISA

☐ check

MC or VISA # \_\_\_\_\_

Expiration Date \_\_\_\_\_





# FMG CORPORATION NOW CARRIES GRAHAM-DORIAN & PEACHTREE SOFTWARE

P.O. Box 16020  
Fort Worth, Texas  
76133  
(817) 294-2510

M-530

## NEW VERSATILITY For Your TRS-80 CP/M<sup>®</sup> CONTROL PROGRAM FOR MICROCOMPUTERS ENABLING YOU TO RUN SOFTWARE PUBLISHED FOR CP/M 1.4 ON THE TRS-80

CP/M is considered the industry standard disk operating system because it gives you the hardware-independent interface you need to make your computer work for you. CP/M 2.0 is the latest in the evolution of a proven reliable and efficient software system. FMG CORPORATION NOW OFFERS THE CP/M 2.0 FOR THE TRS-80. It features an enhanced upward compatible file system and powerful new random access capabilities. The CP/M 2.0 from FMG provides the ability to run software published for the CP/M system, on the TRS-80 Model II. From minidisks, floppy disks, all the way to high-capacity hard disks, the flexibility of CP/M 2.0 makes it a truly universal operating system. The package includes an 8" system disk, editor, assembler and debugger for the TRS-80

Available in Format A, B, C, G only ... \$200/\$25

## MP/M<sup>™</sup> MULTI-PROGRAMMING MONITOR NEW INDUSTRY STANDARD

A deluxe operating system that provides big computer facilities at small computer prices. MP/M is a monitor program which operates with your microcomputer to provide multi-terminal access with multi-programming at each terminal. Best of all, it's CP/M compatible which means you can run a wide variety of programming languages, applications packages, and development software.

You can run simultaneous editors, program translators, and background printer spoolers. Or you can use MP/M for data entry or data-base access from remote terminals. Or you can use MP/M real-time features to monitor an assembly line and automatically schedule programs for execution throughout the day. MP/M makes an excellent focal point for a cluster of connected microcomputers. The possibilities are limitless.

(Format B) \$450/\$325  
(Format G) \$300/\$325

\*CP/M and MP/M are trademarks of Digital Research. Z80 is a trademark of Zilog, Inc. TRS-80 is a trademark of Tandy Corp. Pascal/M is a trademark of Sorcim.

All FMG Software Products Include All Necessary Manuals

- ✓ 12
- MICROPRO INTERNATIONAL SOFTWARE WITH MANUAL MANUAL/ALONE
  - (M) SUPER-SORT I - Sort, merge, extract utility as absolute executable program or linkable module in Micro-soft format. Sorts fixed or variable records with data in binary, BCD, Packed Decimal, EBCDIC, ASCII, floating & fixed point, exponential, field justified, etc. Even variable number of fields per record. \$225/\$25
  - SUPER-SORT II - Above available as absolute program only \$175/\$25
  - SUPER-SORT III - As II without SELECT/EXCLUDE \$125/\$25
  - WORD-STAR - Menu driven visual word processing system for use with standard terminals. Text formatting performed on screen. Facilities for text pagination, page number, justify, center and underscore. User can print one document while simultaneously editing a second. Edit facilities include global search and replace, Read/Write to other text files, block move, etc. Requires CRT terminal with addressable cursor positioning. \$495/\$40
  - WORD-STAR Customization Notes - For sophisticated users who do not have one of the many standard terminal or printer configurations in the distribution version of WORD-STAR. NA/\$95
  - WORD-MASTER Text Editor - In one mode has super-set of CP/M's ED commands including global searching and replacing, forwards and backwards in file in video mode, provides full screen editor for users with serial addressable-cursor terminal \$150/\$25

- FLOPPY SAVER - Protection for center holes of 5" and 8" floppy disks. Only 1 needed per diskette. Kit contains centering post, 1000 mylar reinforcing rings for 25 diskettes. \$14.95
- 5" Kit \$14.95
- 8" Kit \$16.95
- 8" Rings only \$6.95

- HEAD CLEANING DISKETTE - Cleans the drive Read/Write head in 30 seconds. Diskette absorbs loose oxide particles, fingerprints, and other foreign particles that might hinder the performance of the drive head. Lasts at least 3 months with daily use. \$32.00
- 5 1/4" \$32.00
- 8" \$30.00

- DESPOOL - Allows flexibility and efficiency. (Disk file printing can be accomplished while simultaneously using the computer for other tasks). Slower printers do not tie up the computer. Requires 32K minimum \$75/\$10
- SCREEN EDIT - Text editor for program entry - allows user the ability to see entries as they are being made. Has command which enables user to move the viewed position of the file anywhere within the current data file OR add information anywhere in the file. Requires 6K minimum \$125/\$25
- (Also available in TRS-DOS format. Specify model or TRS-DOS)

- MAC - Disk-based, powerful macro assembler utilizes Standard Intel Mnemonics. Includes macro processor. The CP/M 8080 Macro Assembler reads assembly language statement from a diskette file and produces an Intel "HEX" format object file on the disk suitable for processing in the TRS-CP/M environment. Requires 32K minimum and CP/M \$100/\$25
- ZSID - Efficient and reliable program testing system for 280 microcomputers. Capabilities include traceback and histogram facilities. Allows real time break points. ZSID is a symbolic debugger which expands upon the features of the TRS-CP/M standard debugger, providing greatly enhanced facilities for assembly language program check-out. Requires 32K minimum and CP/M \$99/\$25

- MAIL LIST - Mailing list maintenance package. No sorting required to print normal address labels in zip code sequence. Supports near larger zip code. Sorts and selects on multiple fields. Labels may be printed in user selectable formats. Includes sort and select utilities \$300/\$35

- PASCAL PRIMER Problem Solving This book has three major goals:
  - To introduce all aspects of the programming and problem solving process (includes problem specification and organization, algorithms, coding, debugging, testing, documentation and maintenance).
  - To teach good programming style and how to produce a high quality finished product; and
  - To teach the syntax of the PASCAL programming language.
 Numerous examples are employed throughout the text. PASCAL is used as a vehicle to teach various aspects of programming techniques. \$18.95

## FMG's LIBRARY:

- PASCAL USER MANUAL & REPORT (2nd Edition) by K. Jensen and N. Wirth
  - Tutorial Manual and Concise Reference Report for Both Programmers and Implementors
  - Includes Helpful Examples to Demonstrate the Various Features of PASCAL
  - The book consists of two parts: the user manual and the revised report. The manual is directed to those who have some familiarity with computer programming and who wish to get acquainted with the PASCAL language. The report defines standard PASCAL, which constitutes a common base between various implementations of the language.

Stock No. #821 Price \$9.95

- BEGINNER'S MANUAL FOR UCSD PASCAL SYSTEM
  - An Enlightening Introduction to UCSD PASCAL
  - Describes How to Use the UCSD PASCAL System and How to Program in PASCAL
  - Includes Many Practical Examples of PASCAL Programs
  - This book is intended to be used as an introduction and reference manual for Pascal just beginning to use the UCSD PASCAL System. Whether you have never used a computer before or whether you are an experienced programmer who is unfamiliar with UCSD PASCAL, this book will provide a relatively easy yet thorough introduction to UCSD PASCAL.

Stock No. #824 Price \$18.95

- PEACHTREE SOFTWARE SYSTEMS GENERAL LEDGER - Records details of all financial transactions. Generates a balance sheet and an income statement. Flexible and adaptable design for both small businesses and firms performing client services. Produces reports as follows: Current Balance, Transaction Registers, Balance Sheet, Prior Year Comparative Balance Sheet, Income Statement, Prior Year Comparative Income Statement and Department Income Statements. Interactive with other PEACHTREE accounting packages. Supplied in source code for Microsoft BASIC \$990/\$30
- (T) ACCOUNTS PAYABLE - Tracks current and aged payables and incorporates a check writing feature. Maintains a complete vendor file with information on purchase orders and discount terms as well as active account status. Produces reports as follows: Open Voucher Report, Accounts Payable Aging Report and Cash Requirements. Provides input to PEACHTREE General Ledger. Supplied in source code for Microsoft BASIC \$990/\$30
- (T) ACCOUNTS RECEIVABLE - Generates invoice register and complete monthly statements. Tracks current and aged receivables. Maintains customer file including credit information and account status. The current status of any customer account is instantly available. Produces reports as follows: Aged Accounts Receivable, Invoice Register, Customer Account Statement Register and Customer Account Status Report. Provides input to PEACHTREE General Ledger. Supplied in source code for Microsoft BASIC \$990/\$30
- (T) PAYROLL - Prepares payroll for hourly, salaried and commissioned employees. Generates monthly, quarterly and annual returns. Prepares employee W-2's. Includes tables for federal withholding and FICA as well as withholding for all 50 states plus the District of Columbia and other user generated tables. Will print checks, Payroll Register, Monthly Summary and Unemployment Tax Report. Provides input to PEACHTREE General Ledger. Supplied in source code for Microsoft BASIC \$990/\$30
- (T) INVENTORY - Maintains detailed information on each inventory item including part number, description, unit of measure, vendor and reorder data. Item activity and complete information on current item costs, pricing and sales. Produces reports as follows: Physical Inventory Worksheet, Inventory Price List, Departmental Summary Report, Inventory Status Report, The Reorder Report and the Period-to-Date and Year-to-Date reports. Supplied in source code for Microsoft BASIC \$1,180/\$30
- (T) MAILING ADDRESS - Keeps track of name and address information and allows the selective printing of this information in the form of mailing lists or address labels. Allows the user to create and maintain his own particular requirements. User-defined format and print-out system uses a special format file to produce program labels. Standard format files are included with system. Automatic sorting of data uses indexed file management routines which allow the name and address information to be sequentially retrieved and printed without file sorting. Supplied in source code for Microsoft BASIC \$790/\$30

## • GRAHAM-DORIAN SOFTWARE SYSTEMS

- GENERAL LEDGER - An on-line system; no batch processing is required. Entries to other GRAHAM-DORIAN accounting packages are automatically posted. User establishes customized C.O.A. Provides transaction register, record of journal entries, trial balances and monthly closings. Keeps 14 month history and provides comparison of current year with previous year. Requires CBASIC-2. Supplied in source \$995/\$35
- (T) ACCOUNTS PAYABLE - Maintains vendor list and invoice register. Performs cash flow analysis. Generates checks to specific vendor for certain invoices or can make partial payments. Automatically updates GRAHAM-DORIAN General Ledger and stand alone system. Requires CBASIC-2. Supplied in source \$995/\$35
- (T) ACCOUNTS RECEIVABLE - Creates trial balance reports, prepares statements, aged accounts and records receivable. Provides complete information describing customer payment activity. Receipts can be posted to different ledger accounts. Entries automatically update GRAHAM-DORIAN General Ledger or runs as stand alone system. Requires CBASIC-2. Supplied in source \$995/\$35
- (T) PAYROLL SYSTEM - Maintains employee master file. Computes payroll withholding for FICA, Federal and State taxes. Prints payroll register, checks, quarterly reports and W-2 forms. Can generate ad hoc reports and employee form letters with mail labels. Requires CBASIC-2. Supplied in source \$990/\$35
- (T) INVENTORY SYSTEM - Captures stock levels, costs, sources, sales, age, turnover, markup, etc. Transaction information may be entered for reporting by salesman, type of sale, date of sale, etc. Reports available both for accounting and decision making. Requires CBASIC-2. Supplied in source \$990/\$35
- (T) JOB COSTING - Designed for general contractors. To be used interactively with other GRAHAM-DORIAN accounting packages for tracking and analyzing expenses. User establishes customized cost categories and job phases. Permits comparison of actual versus estimated costs. Automatically updates GRAHAM-DORIAN General Ledger or runs as stand alone system. Requires CBASIC-2. Supplied in source \$995/\$35

Sample Program Disk For Each Graham-Dorian Business Package. Specify Package \$45

The sale of each proprietary software package conveys a license for use on one system only.

Prices F.O.B. Fort Worth, Tex. Shipping, handling and C.O.D. charges extra.

## Microcomputer Problem Solving Using Pascal by Kenneth L. Bowles

- A Book Designed for Both College Courses AND Individual Self-Study
- Ideal for use with UCSD Pascal
- Includes Extensions to Standard PASCAL
- This book is designed both for introductory courses in computer problem solving at the freshman and sophomore college level, and for individual self-study. It includes many examples and actual executable programs. It includes information on the necessary functions and procedures for handling graphics and strings.

Stock No. #822 Price \$14.95

## BEGINNER'S MANUAL FOR UCSD PASCAL SYSTEM

- An Enlightening Introduction to UCSD PASCAL
- Describes How to Use the UCSD PASCAL System and How to Program in PASCAL
- Includes Many Practical Examples of PASCAL Programs
- This book is intended to be used as an introduction and reference manual for Pascal just beginning to use the UCSD PASCAL System. Whether you have never used a computer before or whether you are an experienced programmer who is unfamiliar with UCSD PASCAL, this book will provide a relatively easy yet thorough introduction to UCSD PASCAL.

Stock No. #825 Price \$11.95

## • MICROSOFT PRODUCTS

- BASIC-80 - Disk Extended BASIC, ANSI compatible with long variable names, WHILE/WEND, chaining, variable length file records. \$350/\$25
- (M) BASIC COMPILER - Language compatible with BASIC-80 and 3-10 times faster execution. Produces standard Microsoft relocatable binary output. Includes MACRO-80. Also linkable to FORTRAN-80 or COBOL-80 code modules. \$395/\$25
- (M) FORTRAN-80 - ANSI 66 (except for COMPLEX) plus many extensions. Includes relocatable object compiler, linking loader, library with managed arrays. Includes MACRO-80 (see below). \$500/\$25
- (M) COBOL-80 - Level 1 ANSI 74 standard COBOL plus most of Level 2. Full sequential, relative, and indexed file support with variable file fields. STRING, UNSTRING, COMPUTE, VARYING/UNTIL, EXTEND, CALL, COPY, SEARCH, 3-dimensional arrays, compound and abbreviated conditions, nested IF. Powerful interactive screen-handling extensions. Includes compatible assembler, linking loader, and relocatable library manager as described under MACRO-80. \$750/\$25
- (M) MACRO-80 - 8080/286 Macro Assembler. Intel and Z80 mnemonics supported. Relocatable linkable output. Loader, Library Manager and Cross Reference List utilities included. \$150/\$25
- (M) XMACRO-86 - 8086 cross assembler. All Macro and utility features of MACRO-80 package. Mnemonics slightly modified from Intel ASM86. Compatibility data sheet available. \$300/\$25
- (M) PASCALM - Compiler generates P code from extended language, implementation of standard PASCAL. Supports overlay structure through additional procedure calls and linker, and source for all library modules. Variant records, strings and direct I/O are supported. Requires 56K CP/M and Z80 CPU. \$180/\$20
- (M) PASCALZ - Z80 native code PASCAL compiler. Produces optimized, ROMable re-entrant code. All interfacing to CP/M is through the support library. The package includes compiler, Microsoft Compatible relocating assembler and linker, and source for all library modules. Variant records, strings and direct I/O are supported. Requires 56K CP/M and Z80 CPU. \$180/\$20
- (M) PASCALMT - Subset of standard PASCAL. Generates ROMable 8080 machine code. Symbolic debugger included. Supports interrupt procedures, CP/M file I/O and assembly language interface. Real variables can be BCD, floating point, or AND 9511 hardware floating point. Version 3 includes Enumeration and Record data types. Manual explains BASIC to PASCAL conversion. The 8080 version of the time package requires Digital Research's MAC. Requires 32K. \$250/\$30
- (M) CBASIC-2 Disk Extended BASIC - Non-interactive BASIC with pseudo-code compiler and run-time interpreter. Supports full file control, chaining, integer and extended precision variables, etc. \$110/\$15

- (M) BSTAM - Utility to link one computer to another also equipped with BSTAL. Allows file transfers at full data speed (no conversion to hex), with CRC block control check for very reliable error detection and automatic retry. We use it! It's great! Full wildcard expansion to send \*.COM, etc. 8600 baud with wire, 300 baud with phone connection. Both ends need one. Standard and 4 versions can talk to one another. \$150/\$95

- (M) SELECTOR III-C2 - Data Base Processor to create and maintain multi key data bases. Prints formatted sorted reports with numerical summaries or mailing labels. Comes with sample applications, including Sales Activity, Investment, Payables, Receivables, Check Register, and Client/Patient Appointments, etc. Requires CBASIC-2. Supplied in source \$349/\$20

- (T) GLECTOR - General Ledger option to SELECTOR III-C2. Interactive system provides for customer C.O.A. Unique chart of transaction types insure proper double entry bookkeeping. Generates balance sheets, P&L statements and journals. Two year record allows for statement of change in financial position. Supplied in source. Requires SELECTOR III-C2, CBASIC-2 and 52K system \$250/\$25

- (M) TEXTWRITER III - Text formatter to justify and paginate letters and other documents. Special features include insertion of text during execution from other disk files or console, permitting recipe documents to be created from linked fragments on other files. Has facilities for sorted index, table of contents and footnote insertions. Ideal for contracts, manuals, etc. Now compatible with Electric Pencil<sup>®</sup> prepared files. \$125/\$20

## FORMATS AVAILABLE:

- (A) TRS-80 Model I (M) Keys Only
- (B) TRS-80 Model II
- (C) TRS-80 Model III (M) Keys Only
- (D) HEATHKIT HBS (M) Keys Only
- (E) NORTH STAR
- (F) SUPER BRAIN QD
- (G) STANDARD UNIMPLEMENTED

- (M) Modified version available for use with CP/M as implemented on Heath and TRS-80 Model I computers.

- (T) For all (T) items listed above, the recommended system configuration consists of 48K CP/M 2 full size disk drives, 24 x 80 CRT and 132 column printer.

## PROGRAMMING IN PASCAL by Peter Grogono

- An Excellent Introduction to One of the Fastest Growing Programming Languages Today
- Sections on Procedures and Files PLUS a Chapter on Dynamic Data Structures such as Trees and Linked Lists

The text is arranged as a tutorial, containing both examples and exercises to increase reader proficiency in PASCAL. Concepts are illustrated by examples, ranging from the lower of Hanoi problem to describing a circle about a triangle. PROGRAMMING IN PASCAL is sure to hold the reader's interest.

Stock No. #823 Price \$14.95

## UCSD Reference Book

- A Reference Guide to the Complete UCSD PASCAL System
- Includes Information on Compiler Basic, Assembler and Editor
- Lists Actual P-Machine Codes

This reference book can be a valuable and time-saving guide to enough information on the UCSD PASCAL system. The easy-to-read manual provides fast access to pertinent data.

Stock No. #826 Price \$25.95

other programs for curve fitting, probability, general statistics, distribution mathematics and test statistics. The programs allow for curve fitting of data using linear, exponential, logarithmic, or power relationships. A built-in data base is included to produce a set of working examples to help users learn statistical principles.

The system requires 32K of RAM and at least one disk drive. It can handle up to five 100-by-1 matrices containing raw data, grouped data or frequency arrays. The package sells for \$89.95.

Reader Service ✓ 171

## Single-key Entries for DOS


Mediamix has a program for TRS-80 disk users called Super Directory. While in the DOS command mode, the user enters D; the computer then asks for the drive number and an indexed directory of that drive's disk is displayed along with a menu of command modes. A single keystroke will put the user in RUN, KILL, FREE or PRINT.

Super Directory is a machine language program for TRSDOS or NEWDOS users. It is sold for \$9.95 by Mediamix, P.O. Box 8775, Universal City, CA 91608.

Reader Service ✓ 172

## Faster Drives Are for Sale

Aerocomp, Inc., P.O. Box 24829, Dallas, TX 75224, has a new line of disk drives with the MPI drive acting as the center of the system. With an access time of five milliseconds, the company claims that MPI drives are the fastest in the field, and offer the most accurate disk positioning in the industry. Centering is accurate within 0.0008 inches.



*Aerocomp's New Disk Drive*

The Aerocomp drives' power consumption is low at six Watts standby, 12 Watts operating. All write-protect and index sensing is accomplished optically. They also allow users to flip disks to utilize both sides.

No pricing information was included with the company's product announcement.

Reader Service ✓ 167

## Double-density Storage Boost

Percom Data Co., Inc., 211 N. Kirby, Garland, TX 75042, has begun production of a double-density disk-controller adapter for the TRS-80 Model I. The adapter is called Doubler. According to Percom's calculations, using Doubler an 80 can store and format up to 354K on a five-inch disk, compared to the 256K of a standard eight-inch floppy.

Doubler is sold with DBLDOS, which is a TRSDOS-compatible double-density operating system, and with a utility to convert single-density files and programs to double-density format. The complete system sells for \$219.95 from Percom.

Reader Service ✓ 170

## T/Maker Report Generator

A software tool, combining a tabular report generator with word processing, is available from Lifeboat Assoc. The T/Maker system provides easy analysis and presentation of numerical data and text copy used in financial modeling and report preparation. Typical T/Maker applications include sales projections, profitability studies, balance sheets, estimates, price sheets, etc.

The system includes a full screen editor. A macro command allows any series of keystrokes to be saved and executed with one keystroke. Text insert, delete, global search and replace, and block move are all supported by the editor. Computation for rows and columns includes: standard arithmetic; percents; exponents; common transcendental functions; averages; maxima; minima; projections, etc.


The T/Maker requires a 48K CP/M system and C-BASIC-2. It costs \$275 from Lifeboat Assoc., 1651 Third Ave., New York, NY 10028.

Reader Service ✓ 177

## Eight-inch Floppy Drives

Parasitic Engineering's Maxi-disk eight-inch floppy disk drives are now compatible with the TRS-80 Model II. Used with the Model II, Maxi-disk drives are functionally identical to Radio Shack expansion drives. No software or hardware changes are needed.

Each drive is contained in its own cabinet. Additional drives are simply plugged in, so that a drive can be removed for service without dis-



*Maxi-disk Drives*

turbing any other drives on the system.

The drives cost \$845, plus \$60 for the three-drive cable which is needed for connection. They are sold by Parasitic Engineering, Inc., 1101 Ninth Ave., Oakland, CA 94606.

Reader Service ✓ 163

## Video-oriented Text Editor

Southeastern's Textan is a machine-language text editor designed to operate on 16K machines. It is a video-oriented editor designed for BASIC programmers. Textan reads program tapes written in Level II BASIC and returns to BASIC with the program fully loaded when editing is completed.

This text editor has 32 command functions and 26 reserved-word keys. The command functions provided include: previous screen, next screen; auto line numbering; block delete; display free memory, etc. The reserved word keys will automatically enter many standard BASIC commands.

The package costs \$40, plus \$7.50 for the manual, from Southeastern Software, 512 Conway Lane, Birmingham, AL 35210.

Reader Service ✓ 179

## Model II General Ledger

GL is a general ledger system for the TRS-80 Model II. It requires TRSDOS 1.2, a 132-column printer, a dual disk system, and 64K memory. It is part of a larger accounting system which includes A/R, A/P, and Payroll. Summary transactions from these packages are accepted automatically by GL.

The GL package produces departmental and summary income statements showing current and year-to-date amounts, percentages by category, and comparative data with the general ledger one year ago. The chart of accounts contains a five-digit account number; account description; and current, year-to-date, and budget balances. Users specify account



## NEW PRODUCTS

type, master/sub account code and balance sheet column code.

The major outputs are trial balance, balance sheet, income statement and department income statements. The major programs are Master File Maintenance/List, Transactions/Enter/Register/List, Account Status/List, Generate Financial Reports, Accounting Transactions Transfer, End-of-period Processor and System Initialization. ISAM is used for fast random key and sequential access.

GL sells for \$129 from Micro Architect Inc., 96 Dothan St., Arlington, MA 02174.

Reader Service ✓ 165

### Horse Handicapping Program

A horse race handicapping package for the TRS-80 and Apple home computers is being sold by the 3G Co. The company has gathered and stored data from a vast number of races, and analyzed which attributes contribute to a horse's performance in a race, either positively or negatively.

The package consists of a guide on how to use the "Daily Racing Form" to obtain the ten factors needed for each horse, a sample form to simplify the data gathering, a cassette that computes the odds for the current race, a program listing for use with other types of computers, and tips on how to use odds when wagering.

The package costs \$19.95 from 3G Co., Rt. 3, Box 28A, Gaston, OR 97119.

Reader Service ✓ 164

### Low Cost Dot-matrix Printer

DIP, Inc., is selling a low cost Data Impact Printer, the model DIP-81. It is priced at \$499. The model DIP-81 is a dot-matrix impact printer, designed for continuous duty cycle.

The model DIP-81 features 7-by-7 or expanded 14-by-7 matrix printing, an up-

per/lower case character set, 100 characters per second in a bi-directional print-out and ribbon cartridge loading. It uses ordinary bond paper in sheets, roll or fanfold form.

With full 96 character ASCII set, it is capable of both upper and lowercase printing at both 40 and 80 characters per line. Operator control includes power, select/deselect, line feed, top of form and self test. A Centronics compatible parallel interface is standard. Serial RS-232C or 20mA current loop is optional.

Contact DIP, Inc., 121 Beach St., Boston, MA 02111 for more information.

Reader Service ✓ 185

### BASIC to FORTRAN

The Management, Box 111, Aledo, TX 76008, has a programmer utility called FORTRANslator. It is designed to aid in the translation of TRS-80 Disk BASIC Model I programs to TRS-80 FORTRAN.

FORTANslator converts BASIC into the structured READ, WRITE, FORMAT constructs. It also translates BASIC key-words and procedures such as IF-THEN-ELSE into correct style. FORTRAN indentation and spacing, C lines, DO loops and other conventions are produced. A program can be created and debugged in BASIC, then translated to compiled FORTRAN.

This machine-language program will run on a 32K machine with at least one disk drive. A printer is recommended. FORTRANslator is priced at \$29.95 and is supplied on a Model I data disk.

Reader Service ✓ 178

### Land Surveying Applications

Four land surveying programs for TRS-80 have been developed by Disco-tech. They are Field Note Data Reduction, Coordinate Geometry, Stadia Reduction and Horizontal

Curve Staking. They are included in Disco-tech's Survey 80 package.

The Survey 80 package has been developed and field-tested by a team of practicing land surveyors. The four programs allow users to choose various methods of solving technical problems. Fifteen-digit accuracy is built in where appropriate, and output can be displayed on the screen and/or printed out.

No computer knowledge is presupposed. Steps are presented logically and lucidly on the screen. Programs are supported by manuals which guide the user step-by-step through hardware installation, data entry, computation, and output. The manuals are reinforced by practical examples and appendices which treat common problems and care of magnetic media.

Survey 80 is available in a TRS-80 Model I version, and by November will be offered in a CP/M version.

Field Note Data Reduction costs \$250, Coordinate Geometry costs \$350, Stadia Reduction costs \$175 and Horizontal Curve Staking costs \$95. The programs are sold by Disco-tech, a division of Morton Technologies, Inc., P.O. Box 11129, Santa Rosa, CA 95406.

Reader Service ✓ 162

### Video Football with Strategy

Acorn Software Products, Inc. has another new game—Pigskin, a football strategy game for the Model I Level II.

Two players can compete against each other, or one player may challenge the program in one of five levels of difficulty. Any game in progress can be saved.

Pigskin's graphic display of the field shows ball movement and statistics as players employ their skills. Strategy involves the use of ten offensive plays and six defensive positions.

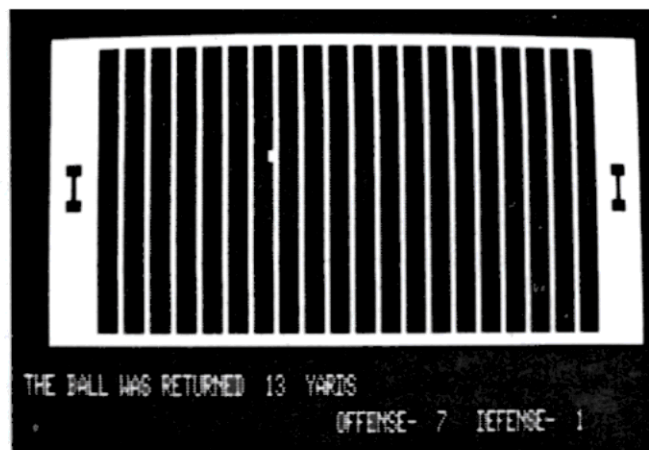
The game is priced at \$9.95 on cassette, or \$15.95 on disk from Acorn Software, Inc., 634 North Carolina Ave., S.E., Washington, D.C. 20003.

Reader Service ✓ 168


*DIP Dot-matrix Printer*



*Pigskin's Graphic Display*



If you  
just bought  
another  
printer,  
boy are  
you gonna  
be sorry.



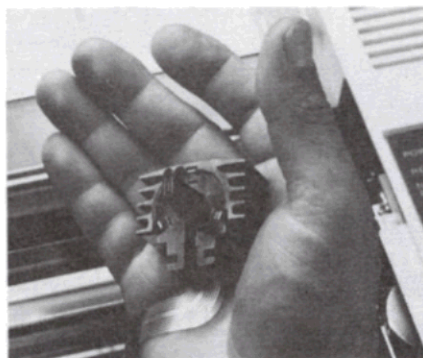
# Epson.

The Epson MX-80. It's not just another worked-over rehash of last year's model. It's our top-of-the-line 80-column printer. It's new. From the ground up. And it's the most revolutionary printer to hit the market since Epson invented small printers for the 1964 Olympics in Tokyo. Don't take our word for it, though. Compare. There simply isn't a better value in an 80-column printer. Period.

But here's the fact that's going to stand the printer world on its ear. The MX-80 sports the world's first *disposable* print head. After it's printed about 50 million characters, you can throw it away. Because a new one costs less than \$30, and the only tool you need to change it is attached to the end of your arm.

Now that's revolutionary, but that's only the beginning. The MX-80 also prints bidirectionally at 80 CPS with a logical seeking function to minimize print head travel time

*The world's first disposable print head. It has a life expectancy of over 50 million characters, yet it's so simple, you can change it with one hand. And it costs less than — repeat less than — \$30.*



and maximize throughput. It prints 96 ASCII, 64 graphic and eight international characters in a tack-sharp 9x9 matrix. And it provides a user-defined choice of 40, 80, 66 or 132 columns and multiple type fonts.

We spent three long years developing the MX-80 as the first of a revolutionary series of Epson MX Printers. We employed the most advanced automatic assembly and machining techniques in existence to produce a printer that is incredibly versatile, remarkably reliable and extraordinarily inexpensive. It's a printer that could only come from the world's largest manufacturer of print mechanisms: Epson.

If it sounds like we're proud of the MX-80, we are. Not only does it do things some of the world's most expensive printers can't do, it'll do them for you for less than \$650. That's right. Under \$650.


And if that isn't revolutionary, we don't know what is.

✓ 404

**EPSON**  
EPSON AMERICA, INC.

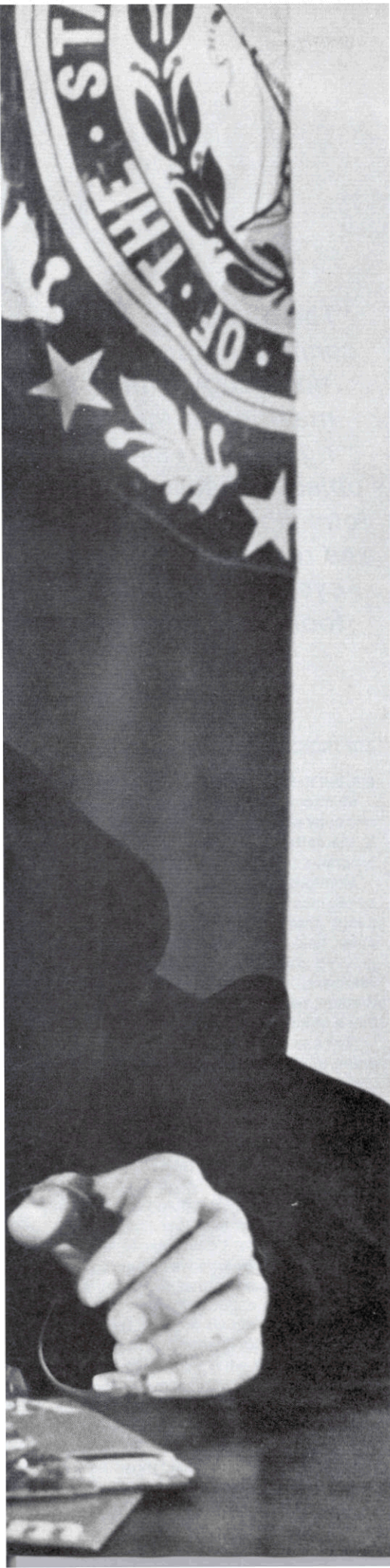
23844 Hawthorne Boulevard, Torrance, California 90505, Telephone (213) 378-2220





# Have The Courts Smashed Software Copyright?

An Illinois District Court disagrees that an alleged byte-for-byte reproduction in ROM is a "copy."



Dennis Bathory Kitz  
Roxbury, VT 05669

**B**ack in the days of huge, marvelous and mystical mainframes, computer programmers spent years creating massive utilities and procedures for their customers. You've seen the pictures. Tied-and-jacketed men huddled over computer printouts with the kind of serious demeanor normally reserved for beleaguered generals. But at the end of their work, they found security: the comfort of a job well done, the respect shown by appreciative and intimidated clientele, and, of course, substantial financial reward—all in good time, to be sure—but inevitable.

The year is 1980, and a change in the public's awareness now threatens that security and professional calm. The microcomputer has fallen from mystique to appliance, merely another contender for customer dollars in a clamoring marketplace.

What has programmers, software companies and software distributors so worried is an epidemic of program copying and trading that is very difficult to discourage under the current law. Stated very simply, the copyright laws, the most general form of protection for authors and artists, may not apply to the final versions of programs as prepared and sold on magnetic media—disks, tapes, wafers—or in read-only-memories (ROMs).

---

*Dennis Bathory Kitz is a composer, programmer and columnist for 80 Microcomputing. He is an active defender of contemporary arts. His music has been performed in the United States and Europe. As an artist and a programmer, Dennis has been directly involved with the technical, aesthetic and legal aspects of the copyright issue for over a decade.*

### The Copyright Law

The copyright law has a strong and impressive history of protection for authors and their works dating back to the eighteenth century, and rooted in common law. The Copyright Act of 1909 was framed around laws intended to protect published works, which quite plainly meant the printed word. The need to protect visual plastic arts (painting, sculpture) or technical arts (film, photography, sound recording) had hardly arisen. Oddities such as player piano rolls began to force the law to consider material that was not readily translated by the naked eye, but until recently the law depended mostly on judicial precedent.

The original copyright law was enacted in 1790, close on the heels of the Constitution itself, in order to protect "any map, chart book or books now printed." Step by step its coverage was extended to include designs, engravings and etchings, printed music, drama, photographs and negatives, sculpture ("statuary and models"), writings of an author, and motion pictures.

The 1909 copyright law came under fire in the 1960s, when piracy of records and tapes in the music industry became a serious issue. The law protected published sheet music, but how many people were flocking to stores to buy sheet music? The recording, the million-selling gold record, was king.

Executives of the recording industry called for copyright protection. But since the music performed by their artists was created during the performance or in the recording session itself, it wasn't written music. For the copyright office to require it to be translated into sheet music seemed inconsistent with the changes in the art form itself. Besides the composers, performers, arrangers and distributors were getting ripped off. Was the creative sweat of the music industry's artists any less valid; they asked, than that of typewriter-plunkers?

After more than sixty years, changes to the 1909 law were made to reflect changes in creative software. "Phonograms" became admissible for copyright, and all man-



ner of artistic, sculptural and film materials were legitimized.

The piano roll still didn't make it... nor did the computer program. The 1976 law did, however, introduce the term "works of authorship" as a term of general coverage.

At that time, the law provided that a commission on technological uses be set up to investigate two major problems with the act: The right of computer programs to copyright protection in their magnetic or ROM formats was unclear; and photocopying presented possible violations of copyright conventions.

The commission's final report called for copyright of computer programs. The report is nearly a year old, and, as this article is being written, the House Judiciary Committee has completed brief hearings on H.R. 6934, designed to implement some of those recommendations.

Within the industry an unspoken agreement for the most part has held back a flood of illicit copying, and authors and vendors have placed copyright notices on their works in the hope that some sort of grandfather clause might retroactively protect their works.

Then came *Data Cash v. JS&A*.

The unspoken agreement fell to pieces in 1979, when Data Cash Systems, Inc. brought suit against JS&A Group, Inc., in Illinois Federal District Court. Data Cash claimed that JS&A took its Compu-Chess program and marketed it, byte-for-byte, as their own JS&A Chess Computer. The federal judge in the case held that the copyright law did not apply to the alleged ROM duplication, and denied Data Cash its motion for judgement against JS&A.

The question of laws governing unfair competition was deemed to be another matter, and presiding Judge Joel M. Flaum issued no summary opinion on that aspect of the case.

The judge's ruling was straightforward: "The parties have assumed that the ROM is a 'copy' of the computer program within the meaning of both the common law and the 1909 Act. The court does not agree. . . . A 'copy' must be in a form which others can see and read."

Bill Gates didn't like the ruling. He is one of the creators of Level II BASIC, and the president of Microsoft, generally acknowledged the industry's software leader.

"It has a lot of people very upset. But as far as I'm aware, there's nothing (in the law) that eliminates that (copyright protection).

Every manufacturer puts copyright notices on; Digital Equipment puts copyright notices on, we put copyright notices on. . . ."

According to Gates, copyright laws are necessary to protect software from computer clubs or wherever people are likely to exchange it.

Said Gates, "If the law wasn't going to protect it, there wouldn't be any software written."

Just how extensive is the rip-off of programs in the home computer marketplace?

Large users' groups on both coasts maintain extensive libraries of programs for the purpose of sharing a cost burden; some such groups, but not all, discourage users from making their own copies from the library. New commercial libraries are beginning to advertise, with a "use fee" and an almost tongue-in-cheek "discouragement" of copying. Since a program is cheaper to copy than to buy, unlike a book, the program library becomes a tough problem for authors and vendors.

#### The End User

But the user/trader presents a unique threat to program writers. Software is expensive to produce and its market is severely limited by the number of home computers in use. How many programs does an author sell? Is it a "goldmine"? And how many sales are lost through gratuitous copying?

Bryan Mumford of Mumford Micro Systems doesn't care anymore. "I just decided it didn't matter."

"I sometimes wonder how much money I would make if I got paid for every copy of my programs that is being used. A lot more than I am now, you can be sure," says Mumford. "I do what I do, because I enjoy it, and if I start to get uptight about something like this, it stops being fun. Everyone isn't in this position, though. For most people, software sales are a strict and serious business. And bootleg copies are a big threat. Most computer people I know are upright moral peo-

*"The object phase of a computer program was not a copy within the meaning of the Copyright Act. . . since the object phase is not in a form which one can see and read with the naked eye, but a mechanical tool or machine part."*

Judge Joel M. Flaum  
Illinois District Court

ple, but they can be bought pretty cheaply."

Mumford says that he sells just about one copy of a program per town, and, shortly thereafter, that town has a plethora of programs from Mumford Micro Systems.

Mumford's organization is small and personal, much like the bulk of the cottage industry that has supplied the home computer field. But Intersystems is a large, growing company with lots of capital investment. Its president, James H. (Hank) Watson, believes clubs are responsible for much of his dollar losses.

"Let's face it," he says, "You sell (a program) to a quasi-computer club which has 250 members. To John Jones. And Bill Smith happens to buy Microsoft BASIC. And somebody else buys FORTRAN. I bet you dollars to donuts that everybody in the club has them within a week. What are you going to do?"

Hank continues, "It's going to be much more of an opportunity lost than a direct loss on my books; I could easily justify a million dollars. I'm sure we've only sold 50 percent of the copies that are in the field. That's a direct opportunity loss to me of \$100,000 in the first six months. It's in that range, and it's a lot of goddamn money. And when you figure what your software time costs by the time you come up with the final product, that's five man-years. It comes to a cost of middle five figures! It takes a while to recover."

But for the average user, those figures seem vague. Neither Watson nor Mumford

can pinpoint specific losses, cash represented by actual copies they have seen in the hands of others. Are their fears perhaps imagined?

An ad appearing in the now-defunct *ON-LINE* reads, "TRS-80: Swap quality disk software w/ doc? Send have/want lists to..." Or how about this one: "TRS-80 program lending library. SASE. Exchange; Dept LL..." Another claims, "TRS-80 'goodies.' Unique mix."

There seems to be an innocence about it, but what do these lists look like? One shocker comes in the form of (what else?) a computer printout, and contains more than 160 entries including RSM2D, REMODEL/PROLOAD, NEWDOS+, G2 LEVEL III BASIC, PIMS, FORTRAN, Misosys Disassembler, DESPOOL, TRCopy, Electric Pencil, Electric Secretary, General Ledger, Mailroom Plus—58 programs in this expensive commercial category alone—plus 109 games! This collection represents the majority of the finest software available to the personal computerist, developed over the course of years and totalling several thousand dollars in retail sales. All of it is exchangeable for items on the same trader's "want list." The wanted items also include some of the best: SARGON, COBOL, SCRIPSIT ("priority request!!!!" the trader notes), Infinite BASIC, System Doctor, Taranto's inventory programs, Electric Paintbrush, and 26 more.

#### The Quality Software Trader

With whom does this trader correspond? Where was he able to obtain dozens of programs? Who will fill his requests? The above-mentioned "quality disk software" trader, headquartered in the Northeast, contends that he and other traders are not only a positive force, but vital to the growth of the industry. He challenges the very premise of copyright protection.

"I reject, totally, the moral high horse that so many software vendors climb on... people are being ripped off in extraordinary

amounts. No one cares about this or writes about it because the effect is so distributed and the media is controlled by the vendors, or at least by people who have a vested interest in software sales."

"It is oh-so-easy to preach about how bad it is to trade software," he continues. "The traders are an easy target, for sure. It's easy for an author to point to them as the 'reason he left the market.' And people will believe that. They (authors) don't suggest that their poor sales might be due to poor or overpriced software. No, the tacit assumption is that all software is worth its assigned price. Once that's accepted you can 'prove' almost anything."

The gentleman does concede that there are times when software trading is destructive: "When the person receiving the copy would certainly have bought it anyway, and would have gotten his money's worth, and

---

*"If software trading  
was for some reason  
technically impossi-  
ble... there would not  
be one-fifth as many  
authors."*

---

#### A program trader

doesn't take the money he saved and put it in another package. In all other cases (the vast majority), software trading... makes the participants better equipped and more likely to enjoy their machine and be productive authors themselves; draws someone in to the hobby because of the software he can get; creates a sale that would not have occurred had the participants not been able to share the cost."

He continues, "Why do you think that 300,000 or so of these machines have been sold? Who do you really think buys all the software that is sold? If software trading was for some reason technically impossible, this system would not be one-fifth as popular as it is. There would not be one-fifth as many authors... The fact is that software trading serves a real purpose in a hobby that is distribution-cost bound."

**H**ow will authors and vendors deal with this, indeed. Beyond the disagreement over the validity of program pirating, there are legal and philosophical entanglements as well. Over the years, industries as a whole have attempted to protect their developments in a number of ways:

- **Patents.** The embodiment of an original application or process is protected by this legislation, although obtaining a patent is time-consuming and costly. Computer programs have been generally excluded from this area of protection.

- **Trade Secrets.** A process or device whose workings are not released to the public is considered a trade secret. Any party obtaining the information is bound by the provisions of these laws. A non-disclosure agreement secures this secrecy for computer program vendors.

- **Unfair Competition.** Making a profit from the work of others is viewed as unfair competition. State laws vary widely on this issue; program authors with the economic wherewithal can pursue this route.

- **Copyright.** The expression of ideas in a human language is protected by this law. Registration with the copyright office secures universal copyright as well, which provides international protection in most non-Soviet countries.

It has become all too obvious to members of the "cottage" software industry that two of those protections, trade secrecy and unfair competition, provide little help. They are simply too costly for the small corporation, partnership, or individual author to employ to safeguard computerized works.

A large company like Microsoft, on the other hand, depends heavily on the idea of unfair competition. Bill Gates says, "We spend millions of dollars a year creating software programs, and we are protecting those in several ways. There's the trade secret laws where we get non-disclosure—




**STOCK  
CONTINUOUS  
CHECKS & STATEMENTS**

NOW YOU CAN GET THE QUALITY  
IMPRINTED FORMS CERTAIN TO ENHANCE  
YOUR PROFESSIONAL IMAGE. THERE'S NO  
NEED TO RE-FORMAT — ORDER THE FORMS  
DESIGNED TO FIT YOUR SOFTWARE.  
• **RADIO SHACK** • **PEACHTREE** • **OSBORNE** • **STRUCTURED SYSTEMS GROUP** •  
• **TCS** • **MANY OTHERS** •

THE BEST CHOICE FOR TRS-80\* USERS!  
**SEND FOR YOUR FREE SAMPLES TODAY!**

FREIGHT  
INCLUDED

- \*Competitive prices
- \*Minimum orders of 500
- \*9 day RUSH delivery available
- \*Conscientious, reliable service
- \*Factory direct



**Checks  
To-Go**

NATIONWIDE  
SERVICE

\*Registered trademark of the Tandy Corp.

8384 Hercules, P.O. Box 425, La Mesa, CA 92041 (714) 460-4975

## COORDINATE GEOMETRY

for  
microcomputers using  
Microsoft Basic under  
TRS-DOS or CP/M

### SURVEY II NOW AVAILABLE!

- Disk storage of coordinates
- Recall coordinates by point no.
- Interactive computation
- Traverse & Coordinate Geometry
- Radial Stakeout, Profile Grades
- Curve Geometry & Curve Stakeout

On diskette with  
Operator's Manual

**\$495**

Developed and supported by a  
Registered Civil Engineer

— Free Brochure —  
— or call —

**MICROCOMP**

✓ 95 **P.O. Box 965  
Solana Beach, CA 92075  
714/755-4033**

## PRINTERS & CRT'S From Orange Micro ✓ 296



**base 2 inc.**

**IMPACT PRINTER**



**\$649.00**

(LIST \$699.00)

"The BASE 2 outperforms every printer in its price range. Do a comparison and see for yourself..."

★ **GRAPHICS** ★ **TRACTORS / FRICTION FEED**

• 2K Input Buffer • RS-232 Serial, Centronics® Parallel, IEEE-488, 20 ma • TRS-80 Cable option • 60 LPM - 100 CPS • Fast form feed • User programmable character set • 64, 72, 80, 96, 120, 132 Columns / line • Expanded characters • 9.5" wide paper • Automatic skip-over-perforation • Horizontal & Vertical tabs • Programmable vertical line spacing • Intel 8085 Microprocessor — over 40 software commands • Self test • 15 Baud rates to 9600 Baud • Optional foreign character sets

Interfaces to TRS-80, Apple, Atari, PET, Northstar, and most other computers.



### TELEVIDEO CRT'S PRICES SLASHED!

TVI 912C } Please Call Toll Free  
TVI 920C } Prices are too low to  
advertise

### PRINTERS

ANACOM 150 150 CPS, wide carriage, 9 x 9 dot. (List \$1350) \$ Call  
CENTRONICS 737 Text processing dot matrix (Radio Shack LP IV) \$ Call  
CENTRONICS 730 (Radio Shack Line Printer II) 639  
COMPRINT 912 225 CPS Electrostatic (List \$660) 529  
OKIDATA MICROLINE 80 (List) \$800 599  
EPSON Dot graphics, serial, parallel \$ Call  
MALIBU Dot graphics, 132 Col, Letter quality \$ Call  
PAPER TIGER IDS 440 w/graphics & 2K buffer (List \$1094) 939  
QUME 5/45 Typewriter quality (List \$2905) 2499

### INTERFACE EQUIPMENT

APPLE II — BASE 2 parallel graphics interface board. 160  
SSM AIO BOARD Serial/Parallel interface board. (List \$225) 199  
TRS-80 CABLES expansion interface or direct \$ Call

**TOLL FREE (800) 854-8275**

CA, AL, HI (714) 630-3322

Call for FREE CATALOG

Phone orders WELCOME. Same day shipment for VISA, MASTER CHARGE, and AMERICAN EXPRESS. Personal checks require 2 weeks to clear. Add 3% for shipping and handling. California residents add 6%. Manufacturer's warranty included. Prices subject to revision.

**Orange  
Micro**  
3148 E. La Palma, Suite E  
Anaheim, CA 92806

that's how we handle our source codes and our so-called commercial packages that are high-priced. But for our low-cost software, we simply can't do that. . . . But, if a trade secret is released, and people are taking advantage of (it), they are subject to a penalty."

"Our code is the trade secret," says Gates. "We're not giving it away, we're selling it, just like Coca-Cola; they license it. Or Dow Chemical . . . making ethylene. It's a trade secret, so those that have the process pay. They sign the non-disclosure, just like the people who receive our software sign our non-disclosure."

Gates differentiates between questions of fact and law. Legal remedies are only useful after it has been proven that the program has been stolen.

"You're talking about a thing that is *sixteen thousand* instructions with 256 possibilities for each one. I can certainly prove, if it's derived from my work, *that* it's derived from my work! . . . In the case of software, they (the court) would rely on expert testimony. If somebody's camouflaged the thing pretty well, that's a question of fact, not of law. The question is, did they borrow from my work. Okay, assume that I can prove that and convince the court that they borrowed from my work, then you have the question of law, what am I going to do about that?"

Intersystems' Hank Watson is looking for a solution. "If you even do find somebody, you publicly crucify them and hope that that is some deterrent. That's the only tack you can take, but no one has been successful in general. What we'd like to do is protect the concept."

**B**ut is the copyright law applicable to computer programs? Is it enforceable? Moreover, is it a desirable means of protecting program authors? Judge Flaum's decision against Data Cash Systems opens a wide gap between the law's explicit coverage and the recommendations of the National Commission on New Technological Uses of Copyrighted Works (CONTU), set up in 1975 and whose work was completed in July, 1978.

In question is Section 117 of the 1976 law, which states in part, ". . . this Title does not afford to the owner of copyright in a work any greater or lesser rights with respect to the use of the work in conjunction with automatic systems capable of storing, processing, retrieving, or transferring informa-

tion, . . . than those afforded to works under the law . . ."

"The purpose of Section 117," in the words of Judge Flaum, "is to preserve the status quo. It is not intended to cut off any rights that existed on December 31, 1977, or to create new rights that might be denied under the predecessor to the 1976 Act, the Copyright Act of 1909 . . . or under common law principles."

One part of Judge Flaum's opinion in *Data Cash vs. JS&A* echoed the dissent of CONTU Commissioner John Hersey, novelist and chairman of the Author's League of America. Said Hersey, "Every program comes to fruition in its mechanical phase."

Judge Flaum in his decision nearly a year later, concurred, "Normally, a computer program consists of several phases," writes Judge Flaum, in an opinion which derives from Hersey's dissenting one. "The first phase is the development of a flow chart which is a schematic representation of the program's logic. The second phase is the development of a 'source program,' which is the translation of the flow chart into computer programming language. . . . The third phase is . . . an 'assembly program' which is a translation of the programming language into machine language, i.e., mechanically readable language."

The crux of the judge's decision is summarized in his next few sentences: ". . . Assembly programs are virtually unintelligible except by the computer itself. Finally, the fourth phase is the . . . 'object program' which is a conversion of the machine language into a device commanding a series of electrical impulses. Object programs . . . cannot be read without the aid of special equipment and cannot be understood by even the most highly trained programmers."

With that in mind, Judge Flaum concludes, "Thus, at some point in its development, a computer program is embodied in material form and becomes a mechanical device which is engaged in the computer to be an essential part of the mechanical process."

CONTU, on the other hand, collectively felt that computer programs should be afforded the protection of the law, but conversely should not overly burden end-users. Thus, the Commission stated that copyright should forbid unauthorized copying of computer programs, should not inhibit their rightful use, should not prevent development or distribution, but should, in its words, "not grant anyone more economic

# OURS WORK!

## ACCOUNTING PROGRAMS

from the company with  
years of experience  
on small computers  
and thousands of customers

— • —  
prices resulting from  
volume sales

PACKAGE OF 5 PRODUCTS **\$395.**

PRODUCTS EACH **\$95.**

MANUALS EACH **\$20.**

GENERAL LEDGER  
PAYROLL  
ACCOUNTS RECEIVABLE  
ACCOUNTS PAYABLE  
DEPRECIATION

for

TRS-80\*  
MODEL I with TRSDOS\*  
MODEL II with CP/M†  
OTHER CP/M† SYSTEMS

Product Info &  
License/Order  
Form.  
FROM.....

**DATA TRAIN INC.**

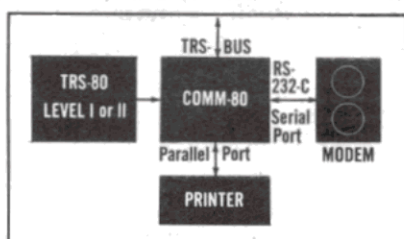
PHONE ✓44  
(503) 476-1467  
840 N.W. 6th STREET, SUITE 3  
GRANTS PASS, OREGON 97526

\*Trademark Radio Shack, Div. Tandy Corp.


†Product Digital Research, Inc.



# MicroMint presents COMM-80! The TRS-80 I/O solution.



The COMM-80 is the only interface you need to turn your TRS-80 Level I or II into a timesharing terminal with provisions for a printer. The COMM-80 combines the most used features of the RS expansion interface in a low cost unit containing a built-in RS-232-C interface (50 - 19,200 baud software selectable), a full 8 bit parallel port (34 pin edge card Centronics compatible) and a TRS-BUS connector for future expansion. Up to 16 units can be chained together and addressed separately. Interface your TRS-80 to all standard RS-232-C devices including modems, CRT Terminals, printers and other computers. Smart terminal software (will run in 4K) is included at no extra cost.



## COMM-80™

Assembled and tested . . . \$179.95

Includes case, power supply, ribbon cable, parallel printer port, serial port and TRS-BUS connector plus smart terminal software (please specify Level I or II).

NY residents add 7% sales tax.


As featured in:  
"I/O Expansion for the TRS-80"  
BYTE, June 1980

To order call (516) 374-6793  
or write: The MicroMint Inc.

917 Midway  
Woodmere, NY 11598

✓ 310 Dealer inquiries invited.

TRS-80 is trademark of Tandy Corp.



THE INTERFACE CONNECTION

power than is necessary to achieve the incentive to create." It proposes to eliminate the present ambiguous Section 117, and replace it with a new section specifically detailing those protections and limitations.

H.R. 6934, the bill now pending in the House of Representatives, will in part do that, defining a computer program as "a set of statements or instructions to be used directly or indirectly in a computer in order to bring about a certain result." The bill drops the old Section 117, and includes new wording authorizing the user to produce copies only if "such new copy or adaptation is for archival purposes only and that all archival copies are destroyed in the event that continued possession of the computer program should cease to be rightful."

Nevertheless, H.R. 6934 does not define what constitutes a "copy." CONTU recommended protections that should clearly include magnetic tape, disks, and other related forms, as well as ROM chips themselves. The proposed law still leaves that decision to the courts.

### Failure of Secrecy

One of the incentives that even CONTU found it had to address was the question of the small-scale programmer. It pointed out failings in the trade secrecy laws: "Because secrecy is paramount, it is inappropriate for protecting works that contain the secret and are designed to be widely distributed. . . . It substantially precludes the use of trade secrecy with respect to programs sold in multiple copies over the counter. . . ."

Finally, CONTU reported that unfair competition laws were neither nationally uniform nor applicable to situations in which unauthorized copying was being done without a profit motive—certainly the case in the "share it with a friend" cycle.

The Commission, however, was not unanimous. Its most comprehensive critic was John Hersey, one of CONTU's three dissenters on the matter of computer copyright. Hersey argues that a computer program in its final form is much more like the cam in a machine than the work of an author. His argument is straight to the point: "Printed instructions explain *how* to do something; programs are *able* to do it."

Hersey dismisses any analogy between computer programs and recorded music as well, claiming that true works of authorship may be "fixed" in many forms, yet their main purpose is communication among hu-

man beings. "But a program," he emphasizes, "does not communicate information of its own, intelligible to a human being. It utters work. Work is its only utterance and its only purpose. . . . The mature program is purely and simply a mechanical substitute for human labor." Not a very pleasant thought for the many programmers who consider their works to be gems of creativity, efficiency and inspiration.

Commissioner Hersey's dissent urges separate legislative protection for computer programs, but insists that they are "the embodiment of a system or process," and not a description of it, and from that point of view are legally ineligible in light of the underlying principles of copyright law.

The majority of programs are written in so-called "high-level" languages which are not compiled, where the object code so crucial to the arguments of John Hersey and Joel Flaum never appears.

A program on the TRS-80 home computer is created in that ugly but serviceably "human" language, BASIC. Admittedly, there is some translation and condensation that goes on while the program resides in the microcomputer, but when viewed intact on the video screen, the program looks like, reads like, and is constructed like the program created by the programmer, not a "mechanical part."

Things have been further clouded by the introduction and development of digital recordings and computer music. What part of the music or recording is "data base" (copyrightable) and what part is "program" (not eligible for copyright)? The distinction between data bases and programs is nebulous as well; every computer operates from a data base, as most computer instructions have operands and no useful program can function without them. Whether these operands are already embedded in the program or are accessed externally, they remain integral parts of any computer action.

The processor, the microcomputer's controlling chip, does not know the difference, and cannot know the difference. Only a human can define the distinction between data base and program by reading the code or examining some manifestation of the bits and bytes. Every machine language programmer knows the feeling of having a program crash because it misguided the computer.

Perhaps it is the human distinction alone that is the crucial one, not the machine distinction.

# MULTI-USER OASIS HAS THE FEATURES PROS DEMAND. READ WHY.

**Computer experts (the pros) usually have big computer experience. That's why when they shop system software for Z80 micros, they look for the big system features they're used to. And that's why they like Multi-User OASIS. You will too.**

## DATA INTEGRITY: FILE & AUTOMATIC RECORD LOCKING

The biggest challenge for any multi-user system is co-ordinating requests from several users to change the same record at the same time.

Without proper co-ordination, the confusion and problems of inaccurate or even destroyed data can be staggering.

Our File and Automatic Record Locking features solve these problems.

For example: normally all users can view a particular record at the same time. But, if that record is being updated by one user, automatic record locking will deny all other users access to the record until the up-date is completed. So records are always accurate, up-to-date and integrity is assured.

Pros demand file & automatic record locking. OASIS has it.

## SYSTEM SECURITY: LOGON, PASSWORD & USER ACCOUNTING

Controlling who gets on your system and what they do once they're on it is the essence of system security.

## (THEN COMPARE.)

Without this control, unauthorized users could access your programs and data and do what they like. A frightening prospect isn't it?

And multi-users can multiply the problem.

But with the Logon, Password and Privilege Level features of Multi-User OASIS, a system manager can specify for each user which programs and files may be accessed—and for what purpose.

Security is further enhanced by User Accounting—a feature that lets you keep a history of which user has been logged on, when and for how long.

Pros insist on these security features. OASIS has them.

## EFFICIENCY: RE-ENTRANT BASIC

A multi-user system is often not even practical on computers limited to 64K memory.

OASIS Re-entrant BASIC makes it practical. How?

Because all users use a single run-time BASIC module, to execute their compiled programs, less

memory is needed. Even if you have more than 64K, your pay-off is cost saving and more efficient use of all the memory you have available—because it services more users.

Sound like a pro feature? It is. And OASIS has it.

## AND LOTS MORE...

Multi-User OASIS supports as many as 16 terminals and can run in as little as 56K memory. Or, with bank switching, as much as 784K.

### OASIS IS AVAILABLE FOR

SYSTEMS: Altos; CompuCorp; Cromemco; Delta Products; Digital Group; Digital Microsystems; Dynabyte; Godbout; IBC; Index; Intersystems; North Star; Onyx; SD Systems; TRS 80 Mod II; Vector Graphic; Vorimex.

CONTROLLERS: Bell Controls; Cameo; Corvus; Konan; Micromation; Micropolis; Tarbell; Teletek; Thinkertoys; X Comp.

Multi-Tasking lets each user run more than one job at the same time.

And there's our BASIC—a compiler, interpreter and debugger all in one. An OASIS exclusive.

Still more: Editor; Hard & Floppy Disk Support; Keyed (ISAM), Direct & Sequential Files; Mail-Box; Scheduler; Spooler; all from OASIS.

Our documentation is recognized as some of the

best, most extensive, in the industry. And, of course, there's plenty of application software.

Put it all together and it's easy to see why the real pros like OASIS. Join them. Send your order today.

## CIRCLE WHAT YOU WANT

Product	Price with Manual	Manual Only
<b>OPERATING SYSTEM</b> (Includes: EXEC Language; File Management; User Accounting; Device Drivers; Print Spooler; General Text Editor; etc.) SINGLE-USER MULTI-USER	\$150 350	\$17.50 17.50
<b>BASIC COMPILER/INTERPRETER/DEBUGGER</b>	100	15.00
<b>RE-ENTRANT BASIC COMPILER/INTERPRETER/DEBUGGER</b>	150	15.00
<b>DEVELOPMENT PACKAGE</b> (Macro Assembler; Linkage Editor; Debugger)	150	25.00
<b>TEXT EDITOR &amp; SCRIPT PROCESSOR</b>	150	15.00
<b>DIAGNOSTIC &amp; CONVERSION UTILITIES</b> (Memory Test; Assembly Language; Converters; File Recovery; Disk Test; File Copy from other OS; etc.)	100	15.00
<b>COMMUNICATIONS PACKAGE</b> (Terminal Emulator; File Send & Receive)	100	15.00
<b>PACKAGE PRICE</b> (All of Above) SINGLE-USER MULTI-USER	500 850	60.00 60.00
<b>FILE SORT</b>	100	15.00
<b>COBOL-ANSI '74</b>	750	35.00

Order OASIS from:  
**Phase One Systems, Inc.**  
7700 Edgewater Drive, Suite 830  
Oakland, CA 94621

Telephone (415) 562-8085  
TWX 910-366-7139

NAME \_\_\_\_\_  
STREET (NO BOX #) \_\_\_\_\_  
CITY \_\_\_\_\_  
STATE \_\_\_\_\_ ZIP \_\_\_\_\_

AMOUNT \$ \_\_\_\_\_  
(Attach system description; add \$3 for shipping; California residents add sales tax)  
☐ Check enclosed ☐ VISA  
☐ UPS C.O.D. ☐ Mastercharge  
Card Number \_\_\_\_\_  
Expiration Date \_\_\_\_\_  
Signature \_\_\_\_\_

MAKES MICROS RUN LIKE MINIS.

# OASIS



**W**hat, then are the options? The law, of course, could be more defined to include software, more specifically than H.R. 6934, but the legal problems would linger for years as courts find and set precedents.

Another proposition is to provide convenient licensing companies that would handle royalties for program authors. It is a method which has worked with great success in the music industry, where such giants as the American Society of Composers, Authors and Publishers (ASCAP) and Broadcast Music, Inc. (BMI), follow the trail of recorded music through radio transmissions, in jukeboxes, and on retailers' shelves. How do program vendors view this possibility?

Hank Watson of Intersystems says, "That's a little bit different. They're talking about millions of copies of stuff. . . I think it's going to take a while to evolve. Going back to the fifties, there were lots and lots of pirates and there were fewer in the seventies. It's a process we'll all have to go through."

Watson's distinct lack of enthusiasm was echoed by others in the industry, who believed that copying would likely continue on the amateur level, and the volume of program sales would never be high enough to merit a network of licensing organizations.

Certainly, major publications in the field have been lax about discouraging software piracy. Almost alone in this crusade is Wayne Green, publisher of *80 Microcomputing*, *Kilobaud Microcomputing*, *73 Magazine* and owner of Instant Software. Green's weapon is cash—ten thousand dollars of it, up front—to reward the first person to turn in a major ISI software pirate for successful prosecution.

Has anyone tried to take him up on it? Green replies, "No, but to some degree the intent is working—it is having an impact with dealers, but I don't know how much it's impacting clubs."

Other publications have for the most part held their editorial tongues, offering an occasional fingerwagging, but sticking to safer, professional subjects such as the impact of computer technology on cartography, or why Pascal is the next standard computer language.

Whether a forced infusion of morality to counter illicit duplication would have any effect is not discernible; those out to turn a profit by exploiting the work of others will hardly heed cries from editors, if the copyright law remains ineffective.

cont. to pg. 64

---

*"Yes, surely, some computer programming is wonderfully creative. But copyright was not designed to protect the products of creativity as such; it was designed to protect literary works. . ."*

---

John Hersey  
Author and CONTU Commissioner

---

**I**n recent correspondence, John Hersey expanded his dissent. "Yes, surely, some computer programming is wonderfully creative. But copyright was not designed to protect the products of creativity as such; it was designed to protect 'literary works.' The designer of the cam was immensely creative, too; the inventor of the wheel was a genius—would that we knew his name to thank him! But we don't copyright those things."

The question of musical performances, especially with the advent of electronic music, was again posed to him in light of a program being analogous to a cam.

The musical "instruction set" consists of representations of specific actions to be taken, very much like those of a cam, and the untrained individual cannot "read" these instructions into the mind's ear. A very, very few highly trained specialists can.

The fingers must push "up-down" and the tongue and lungs go "in-out," or there is silence from the winds; the arms must go "back-forth" while the fingers go "up-down" or the strings are quiet; and so forth.

---

*After much harangue about objectivity and a sizable long distance bill, the editors have succumbed to Kitsz' right to a philosophical digression.*

---

Very little music is strictly theoretical; it is a set of printed instructions to produce the final sound, no matter whether that reading is done by a violinist or by an optoelectronic score reading device. The score itself is not the music, but a very digital-looking analog of the music, directly accessible only a few highly skilled "readers."

Hersey disagrees, believing "a musical score is *not* analogous to a program. The score tells the human performer what fingers to push 'up-down' on wind instruments, and when the lungs should go 'in-out,' and what the fingers should do on the strings. In the case of the computer program, the instructions become part of the machinery and make the 'up-down' and 'in-out' take place."

As for the composer of computer music, Hersey again takes the opportunity to distinguish between the human and the machine. "I would certainly think that the electronic composer's music, or score if that is the product—whatever *issues from* the computer and can be perceived by the human ear can—should be copyrightable. It manifestly is. *It is the product of the composer's creativity.* He may also have been creative in manipulating the machine to produce the music, or the printout, but it is my view that that sort of creativity can be and should be protected under other laws than copyright."

Melville B. Nimmer teaches copyright and constitutional law at UCLA, and was Vice-Chairman of CONTU. While sharing some of Hersey's reservations, he is prepared to distinguish between two general types of computer programs. The first would be eligible for copyright, and would include "works which themselves qualify for copyright protection. . . . On the other hand, programs which control the heating and air-conditioning in a building, or which determine the flow of fuel in an engine, or which control traffic signals, would not be eligible for copyright because their operations do not result in copyrightable works."

He then departs considerably from Hersey's point, claiming that the distinction is "consistent with the recognized copyrightability of sound recordings. It sometimes has been argued that while printed instructions tell *how* to do work, computer programs actually *do* the work. But this is also true of sound recordings, which in a

sense constitute a machine (the phonorecord) communicating with another machine (the record player)."

As a whole, CONTU defended the concept of programs as works of authorship. In fact, the defense included some remarkably colorful, if dubious, considerations about those items presently eligible for protection.

"Traditional works have led to processes both more rigid and more flexible than those to which computer programs lead. When a phonorecord or motion picture is used in conjunction with a properly working machine, the same result will occur on the first, the second, or the thousandth running. The chorus will remain silent until the fourth movement of Beethoven's Ninth Symphony, and Bogart will stay in Casablanca forever. . . . The process is virtually immutable. That is less true when a program is used, since it contains alternative branches selected only after use has begun. . . ."

Artists and philosophers would have a hard time with those claims, however attractive they may be in the defense of a program author's right to legal protection. Subtle or gross differences of acoustics, speed and fidelity dramatically alter that "immutable" recording of Beethoven—the recordings can be played in monaural, stereo, or synthetic quadraphonic, or on small players with styli suitable only for sewing. Bogart's trysts may be obscured by faded film, a geriatric projection bulb, variations in shutter speed and screen size.

By contrast, a computer program is only reliable, only viable, in a trustworthy medium with an accurate CPU and stable memory. Its speed may be transformed, perhaps by the system's clock, but the forgiving flexibility of even the "fixed" art forms is unwelcome in the precise world of computer activity.

Philip K. Hooper is a programmer, author and authority on 6502-based systems. Hooper notes that at some point the interaction is initiated on the human level. "If one is referring to the program and its preset data in the computer, then there is no case (for copyright), just as one assumes that the bands on a record are in a certain order. Only the breakpoints introduced by user interaction really put the computer into a different realm. Human interaction pro-

duces a greater variety of *consequence streams*."

The philosophical questions are not peripheral to the copyright issue; they are in fact at the heart of it. All parties seem to be agreed when the query is posed, "should computer programs be afforded protection under the law?" The legal and humanistic storms are born by asking, "which laws shall protect them?"

**C**an the copyright law protect the computer program? Bill Gates believes he can recognize his program, "camouflaged" or not. But can copyright law distinguish the difference?

There are many methods of camouflage; some can well be defined as translation into a foreign language, while others involve encoding in the manner of a secret message. Translation into a foreign language is not a difficult problem, and traditional works have long been protected in that realm. But take for example, the following 16 bytes of Level II BASIC machine code. These are the opening instructions copyrighted by Microsoft:

F3 AF C3 74 06 C3 00 40 C3 00 40 E1 E9 C3 9F 06

In the form presented here, and by means of any Z-80 disassembler available, these instructions can be transformed into the mnemonics of:

```
DI
XOR A
JP 0674
JP 4000
JP 4000
POP HL
JP (HL)
JP 069F
```

We have here visible, human-readable code. It is unremarkable and undistinguished as a small excerpt, but a large block would be clearly identifiable as Level II BASIC. Below are another 16 bytes of hex code:

79 D7 E1 BA 03 60 80 20 61 80 20 70 E4 E1 CF 83

This code translates into the following interesting mnemonic instructions:

```
LD A,C
RST 10
POP HL
CP D
INC BC
LD H,B
ADD A,B
JR NZ,$+63
A,B JR NZ,$+72
CALL PO,CFE1
ADD A,E
```

This is useful code as well, and a careful first examination of this code might reveal no relationship whatever between the Level II excerpt and the second block of bytes. However, one need only present the first four bytes of each and convert them to binary to discover the ploy:

```
11110011101011111100001101110100
01111001110101111110000110111010
```

Each bit has been rotated to the right one position! It would take not more than a dozen bytes at the entry point of the "camouflaged" program to rotate an entire 12K copy of Microsoft's BASIC one bit back to the left, and there it would be, ready to use. The magnetic copy, moreover, would not match the original "stolen" program in format, parity, checksum, nor byte pattern.

It does not become a copy until it is under the user's control! Who, then, is the offending party? No translation was effected; rather, in its magnetic, object and disassembled versions, it is a completely new program.

*Oure yesw ouldn oth avet oom ucht rou-  
bled iscerningt hatt herei ss omes orto fe  
ncodingb eingi mplementedi nt hiss  
entence.* In fact, concerning literary works, this manner of poetic license is normally allowed under the concept of artistic freedom of manipulation. The structure of the sentence has been so changed that a normal reading is rendered virtually impossible. An identical process was employed in rotating those 16 bytes, and direct, unmodified execution of the code would in no way lead in the same direction as does Level II BASIC. ■



## INTERFACE EXPANSION BOARD

For the TRS 80\*

**MD**  
MICRO-DESIGN



The Interface Expansion Board gives your computer these features:

### Phone Modem

2K E-PROM OPTION

32 K Memory

PC Board & user manual

Real-Time Clock

Parallel Port

RS-232 Port

Dual Cassette Line

On Board Supply

Silk Screen

Solder Mask

Expansion Port

Manual

**64.95**

Add 3.00 for shipping & handling. Texas residents add 5% sales tax.

FREE PAMPHLET AVAILABLE  
Call or write



**MICRO-DESIGN**  
P.O. Box 18054  
Austin, Texas 78760  
1-512-458-2937

✓ 379

VISA

Expire Date \_\_\_\_\_ Card # \_\_\_\_\_  
Signature \_\_\_\_\_

\*TRS 80 is a Trademark of Tandy Corp.

## TRS-80 or II MEMORY EXPANSION CHIP SET:

**\$39 !!**


Lowest price ever on one of our most popular products. Now you can add eight 16K dynamic RAMs to TRS-80\*, Apple, Heath H89, Exidy Sorcerer, newer PETs, and similar machines. Our chip set gives all the performance you want at a price you can afford. Add \$3 for two DIP shunts and complete TRS-80\* conversion instructions. At this special price, quantities are limited... so act now!

\*TRS-80 is a trademark of the Tandy Corporation

We also manufacture an extensive line of S-100 products; see CompuPro S-100 boards in person at finer computer stores world-wide. ✓ 75

TERMS: Cal res add tax. Allow 5% for shipping, excess refunded. VISA/Mastercard orders (\$25 min) call (415) 502-0030, 24 hours. COD OK with street address for UPS. Prices good through cover month of magazine.

**GODBOUT**  
GODBOUT ELECTRONICS  
Bldg. 725, Oakland Airport, CA 94614



Microsoft's Bill Gates feels that the wording of the law should merely "make it clear that the copyright law covered [magnetic media]. It is *not* an extension. Look at the thing that commissioned CONTU to start with," says Gates. "It doesn't say that the law doesn't cover these things; it says that they've been asked to come up with a clear position clarifying the exact procedure."

House Judiciary Committee counsel Bruce Lehman reports that H.R. 6934 is likely to become law during this session of Congress. The bite of this law, if any, may not be felt for some time, based upon the bill's generalized wording. The entire document, the "Computer Software Copyright Act of 1980," is a single slip of paper, and the legal entanglements are hardly unsnarled by its ambiguities.

### The Lock and Key Method

So the problem waits for a legal solution while programmers and vendors continue to seek refuge in the lock-and-key method. Major programs are provided with special loaders which must gain control of the microcomputer before the remainder of the program may be fed into the machine. The first and best known of these loaders is provided with Microchess, introduced for the TRS-80 two years ago. The loader is almost, but not quite, identical to the normal TRS-80

SYSTEM command; it was therefore the easiest lock to open even for amateur machine language enthusiasts.

More sophisticated loaders began to appear, including those from such vendors as The Bottom Shelf and ABS Suppliers. These loaders actually alter the baud rate at which data is input to the computer. Disk programs, already protected to some extent by the difficulty of working directly with the disk's data transfer system, lend themselves even more so to security—the loader effectively disappears once the program is in place. At disk speed, this process is virtually instantaneous and quite opaque.

Others, like Electric Pencil, block-move themselves all around memory in a game of electronic hopscotch. But, as one reader comments, "Aside from legal or ethical questions, how are you going to stop pirating of software? ... If by some means a program is made 'uncopyable,' someone will figure out a way to copy it sooner or later."

Even Wayne Green agrees: "We prefer to make everything as simple as possible—but on the other hand, there are other programs that can decipher anything you can do."

Bill Gates speaks defensively and excitedly of his own company's reactions: "Looking at the amount of software we offer, we are the most ripped-off company around, because we offer a broad range, and we try to offer it for these low-cost computers. And we view the thing totally as an experiment. If there aren't enough honest people out there to buy the stuff, we'll end it. Most of our packages we won't put down at the low end."

In its advertising, Microsoft bills itself as setting the industry standard. Gates claims that his "experiment" can be ended at any time. But CONTU addresses the issue of corporate size, concluding that the social effects of the current copyright law's ambiguities are more acceptable to the individual rather than the corporate author/programmer.

CONTU even questions whether the independent will really benefit from an extension of copyright protection, asking rhetorically, "why do the large industrial corporations press for copyright?" The Commission answers itself with caution, suggesting that copyright protection might tend to reinforce the dominance of the large corporations over the small, independent houses. This was borne out by the influences of lawyers and patent specialists representing

*"Let's face it. You sell one (a program) to a quasi-computer club which has 250 members. To John Jones . . . I bet you dollars to donuts that everybody has it within a week."*

Hank Watson  
Intersystems

large computing firms during the CONTU hearings.

Here, the subtle debates over "works of authorship" fall victim to the harsher activities of supply and demand. There comes the realization, finally, that Data Cash sued JS&A not to pursue a philosophical or moral crusade, but to prevent JS&A from earning a profit on Data Cash's work.

The house of cards has begun to fall as a result of the JS&A decision. One other case that may be affected involves Nestar Systems. Nestar Systems, based in Palo Alto, has asked for a restraining order against a European company which plans to market for the PET a package called The BASIC Programmer's Toolkit. Nestar alleges that the unnamed Netherlands-based organization plans the marketing of cassette or disk versions of its ROM product, and the JS&A decision has Nestar concerned about its rights.

Harry Saal, president of Nestar, is unclear about Judge Flaum's decision in the JS&A verdict, for Saal claims that "a human was very capable of understanding the 1's and 0's." The differentiation Flaum had made, of course, was that the eligibility of machine-readable code was in question, not its translation into ones and zeros.

"It's simply our feeling, and I believe it will be shared by everyone else who reads 80 Microcomputing," says Saal, "that the act of creating software is a development process that needs to be protected somehow. There must be a means by which people, having performed their work, can be free to market their efforts without some-

## KEEPIT — Version 2.0 Enhances Level II Basic!

### KEEPIT adds these function:

- Save a running BASIC program with variables
- Restore a program accidentally deleted by "NEW"
- Observe and change memory locations directly
- Save a block of memory as a system tape

### KEEPIT also features:

Keyboard debounce, audible beep and autorepeat! KEEPIT is written in machine language and resides in less than 1,000 bytes of high memory. EDTASM source code is also supplied so the user can relocate the program at any convenient location.

### How to order KEEPIT:

Level II users will find KEEPIT to be an extremely valuable utility as well as a frustration saver. To receive your copy, send you name and address, along with \$9.95, to:



1806 Ada Street  
Lansing, MI 48910  
Phone: 517/485-0344  
Visa, Master Card, and  
C.O.D. accepted!

✓ 138

## SURVEYORS:

We have a fantastic package for the TRS-80! All of the programs perform calculations to full double precision accuracy. Here are some of the many features:

- \*FIELD ANGLE TRAVERSE (with stadia reduction, inverse, etc.) store a traverse, with elevations, on disk
- \*STADIA REDUCTION
- \*UNIVERSAL TRIANGLE SOLUTIONS
- \*VOLUME BY AVERAGE END AREA
- \*CIRCULAR CURVE SOLUTIONS
- \*HORIZONTAL CURVE LAYOUT (with tangent offsets)
- \*UNIVERSAL INTERSECTIONS
- \*VERTICAL CURVES AND GRADES
- \*BORROW PIT VOLUME
- \*COORDINATE TRANSFORMATION
- \*AREA FROM POINT COORDINATES
- \*INVERSE FROM COORDINATES
- \*RADIAL TRAVERSE (coming soon)

Disk version (32K with Disk) \$275  
Cassette version (16K Level II) \$225  
Manual (refunded with purchase) \$5



Judson D. McClendon  
844 Sun Valley Road  
Birmingham, AL 35215

✓ 309

## MORE FOR YOUR RADIO SHACK TRS-80 MODEL I!

- ★ **MORE SPEED**  
10-20 times faster than Level II BASIC.
- ★ **MORE ROOM**  
Compiled code plus VIRTUAL MEMORY makes your RAM act larger.
- ★ **MORE INSTRUCTIONS**  
Add YOUR commands to its large instruction set!  
Far more complete than most Forths: single & double precision, arrays, string-handling, more.
- ★ **MORE EASE**  
Excellent full-screen Editor, structured & modular programming  
Optimized for your TRS-80 with keyboard repeats, upper/lower case display driver, single- & double-width graphics, etc.
- ★ **MORE POWER**  
Forth operating system  
Interpreter AND compiler  
Internal 8080 Assembler  
(Z80 Assembler also available)  
VIRTUAL I/O for video and printer, disk and tape  
(10-Megabyte hard disk available)



### THE PROFESSIONAL FORTH FOR TRS-80

Prices:  
MMSFORTH Disk System V1.9 (requires 1 disk drive & 16K RAM) ..... just \$79.95\*  
MMSFORTH Cassette System V1.8 (requires Level II BASIC & 16K RAM) ..... \$59.95\*

### AND MMS GIVES IT PROFESSIONAL SUPPORT

Source code provided  
MMSFORTH Newsletter  
Programming staff available  
Many demo programs aboard  
MMSFORTH User Groups

FLOATING POINT MATH (L2 BASIC ROM routines plus Complex numbers, Rectangular-Polar coordinate conversions, Degrees mode, more), plus a full Z80 ASSEMBLER; all on one diskette . . . \$29.95\*

THE DATAHANDLER, a very sophisticated database management system operable by non-programmers (requires 1 drive and 32K RAM); with manuals . . . \$59.95\*

Other packages under development

### FORTH BOOKS AVAILABLE

MICROFORTH PRIMER — comes with MMSFORTH; separately . . . \$15.00\*  
USING FORTH — more detailed and advanced than above . . . \$25.00\*  
URTH TUTORIAL MANUAL — very readable intro. to U/Rochester Forth . . . \$19.95\*  
CALTECH FORTH MANUAL — good on Forth internal structure, etc . . . \$6.95\*

\* — Software prices are for single-system user license and include manuals. Add \$2.00 S/H plus \$1.00 per additional book; Mass. orders add 5% tax. Foreign orders add 15%. UPS COD, VISA & M/C accepted; no unpaid purchase orders, please.

Send SASE for free MMSFORTH information.  
Good dealers sought.

MMSFORTH is available from your computer dealer or  
**MILLER MICROCOMPUTER SERVICES (K10)** ✓ 112

61 Lake Shore Road, Natick, MA 01760  
(617) 653-6136



one else coming along and copying their material and making a profit based on the simple cost of reproduction.

"We're looking here at a product; a serious amount of analysis and thought and market planning and serious investment of money goes into the development of it, and every time we look at a product in the future, we have to go through that same procedure. It's going to be very difficult (in the future) to justify software development."

In conclusion, it is the voice of Bill Gates that rings in the ear. He was asked to react to a recently published disassembler handbook from Richcraft Engineering.

Interviewer: The author provides virtually all of your code in hex, out of which he's taken a few bytes. That's to make sure that the person bought the original product.

Gates: He's got our code in hex?

Interviewer: Your entire code less maybe two dozen bytes he took out specifically to

say he didn't violate your rights by providing the whole code.

Gates: He certainly violated our rights!

Interviewer: He feels he has not...

Gates: He certainly has, because that's my material! Whose does he think it is? Does he think that he has the right to go out and commercially profit by republishing something that we created? I mean, that's ludicrous! Why should he be making money from that? All he did was take our stuff! ■

## A Selection from the "Connecticut Trader's" Blackmarket List

### Software Available:

#### Utilities

1. RSM2D (SSS).\*
2. REMODEL/PROLOAD (RACET).\*
3. GSF/DOSORT (RACET).\*
4. MEMORY TEST.
5. NEWDOS+.\*
6. COPY (Copy System Tapes, from RACET).\*
7. DCU (SSS).\*
10. G2LEVIII.\* (Microsoft)
11. BUGGER (Radio Shack DISK DEBUG relocated to operate at upper memory - Specify memory configuration.)
12. KUP (Micklus).\*
13. PIMS (SCLEBI), Disk & Tape.
14. UPRLMR (Upper/lower case software; supports upper/lower case in BASIC. Uses Electric Pencil hardware. Type shift for upper case; correct printer output. Self prompts. Fits all memory sizes.)
15. IDM III (File management system, Micro-Architect).\*
16. CPM & CBASIC. (Buy Documentation from Lifeboat). (2 Disks. My personal opinion: CPM is a bummer.)
17. FORTRAN. (Buy Documentation from Lifeboat). (2 Disks).
18. ST800 (Micklus).\*
19. TOOL KIT.\* (TBS)
20. DOS 3.0 (Unprotected).\*
21. MAILIII (Micro Architect).\*
22. MISOSYS DISASSEMBLER (Soltoff).\*
23. PCLEND (AL3, works with DOS 2.2 and NEWDOS).\*
24. TELCOM (HDS).\*
25. TRASH (ACS).\*
26. TIMESER (RACET, Multiple Regression).\*
27. PERCOM MICRODOS.
28. COMPROC (RACET).\*
29. COMMAND (Similar to COMPROC).
30. DESPOOL (Runs printer & computer at same time).\*
31. TROCOPY.
32. EITEST (EXPANSION INTERFACE TEST).
33. ATERN (Acorn).\*
34. PILOT (Edison, Mad Hatter).\*
35. TRS232 "FORMATTER" (SSS, Advanced Printer Package).\*
36. FORTH (Programma).\*
37. FLEXL & TDISK (Acorn).\*
38. FIX (SOFTWARE DRIVER FOR HEATH WH-14 TO TRS-80).
- 39.
40. ESP1 (SSS).\*
41. REGRESSION.
42. DESCRIPT (STATISTICS).

#### Word Processing

1. ELECTRIC PENCIL (Disk & tape). Also have a version that works with NEWDOS.\*
2. ELECTRIC SECRETARY (BASIC Word Processor - Works with Electric Pencil Upper/Lower Case hardware mod.).\*
3. WORDIII (Micro Architect).\*
4. TEXTEDIT: A BASIC TEXT EDITOR (H. S. Howe).\*

#### Business

1. MAILING LIST (Radio Shack).\*
2. INVENTORY CONTROL SYSTEM (Radio Shack, ICS).\*
3. GENERAL LEDGER (Radio Shack).\*
4. OSBORNE: AR, AP, GL, PAYROLL. (Buy Osborne books for documentation). (5 Disks).
5. BIZ80 NAME/ADDRESS LIST.\*
6. BIZ80 INVENTORY.\*
7. BIZ80 GL.\*
8. MAILIII (Micro Architect).\*
9. ADVANCED PERSONAL FINANCE (Micklus).\*
10. CHECK REGISTER ACCOUNTING (Personal Computing).
11. INVENTORY (AJA) (Need Documentation).
12. PAYROLL (AJA) (Need Documentation).
13. AR (AJA) (Need Documentation).
14. AR (Hebbler, TSE).\*
15. MAILROOM PLUS.\*
16. CHECKBOOK/BAS.

#### Games

1. TIMETREK.\*
2. ZCHESS (Need Documentation).
3. BACK40 (Need Documentation).
4. MUSIC MASTER.\*
5. POKER
6. BARTEND
7. TAROT
8. BRIDGE (DUISMAN).
9. STRIKEZONE (BASIC + Obj. file baseball).
10. FASTGAMMON.\*
11. MUSIC (Radio Shack's).\*
12. SANTA PARAVIA etc.
13. BALLOON CROSSING
14. KALEIDOSCOPE
15. EIGHTOUT
16. ZARBOR
17. FOOTBALL
18. REVERSE
19. FROGS.
20. MAZE (DOG'S)
21. SKETCH
22. GRAPHIC
23. CONCENTRATION (MICKLUS).
24. ELIZA
25. CHIEF
26. UFO
27. ATOM20
28. ZODIAC
29. BOWLING (TSE)
30. JIGSAW
31. AROUND THE HORN
32. STARMARS
33. GOLDMINE
34. HORSE RACE
35. CRIBBAGE
36. SLOT
37. LIFE (CHRISTOPHERSON, with sound)
38. TIC-TAC
39. SIMON (sound)
40. TREKIII (Micklus).\*
41. SPILOT
42. DARTS
43. PINBALL
44. NIM (with sound)
45. SNAKE (with sound)
46. OTHELLO
47. SLOT4
48. SNOOPY (picture)
49. PILLBOX
50. ROBOT
51. AIRAID.
52. ADVENTURE 1,2,3,4,5 (disk).
53. MONOPOLY.
54. INVASION (Radio Shack).\*
55. SAUCER (Radio Shack)

#### Programs Wanted:

1. Any CPM business.
2. REXX10
3. COMPRESS IT (Bluebird)
4. SIMPLIFY IT (Bluebird)
5. Any Statistics programs
6. PROGRAM INDEX (MUMFORD MICRO SYSTEMS)
7. SARGON II.
8. SUPERMAIL (OKLAHOMA COMPUTER CO.)
9. TARRANT Inventory
10. X-WING FIGHTER II (TSE).
11. Anything put out by the CPU Shop (Kilobaud, Aug.79 p.132)
12. COBOL (FMG).
13. WARLORDS
14. MAGSAM III (Kilobaud, Aug.79 p. 143)
15. DR. CHIPS
16. RADIO SHACK'S NEW WORD PROCESSOR (PRIORITY REQUEST !!!!!).
17. BASIC COMPILER (MICROSOFT).
18. SYSTEM DOCTOR (TBS).
19. SELECTOR IIIC2 (From MICRO-AP; also sold by LIFEBOAT)
20. KUP232 (MICKLUS)
21. Any BIZ80 Business programs (Aside from NAME/Address List, GL, & Inventory Control System).
22. DISCO (Barden, Sold by CHICATRUG).
23. NEW NEWDOS (3.0)
24. INVASION ORION
- 25.
26. INFINITE BASIC (both parts) from RACET (PRIORITY REQUEST !!!!!).
- 27.
28. ADVANCED STATISTICS PACK (Radio-Shack)
29. SPACE BATTLES
30. MONITOR 4 (ACS).
31. PIE (Programma).
32. BLOCKADE (Personal Software).
33. ELECTRIC PRINTERUSH (Personal Software).

Programs with \* come with documentation.

# THE TIME SAVER...



## JPC Products Announces a New High Speed Cassette System "The Poor Man's Floppy" for the TRS-80\* \$90 Kit - \$120.00 fully assembled.

The TRS-80\* is a great small computer. But its cassette recording system can be very frustrating, particularly if you can't read an important cassette. JPC Products Company has developed an improved cassette system that uses your present cassette recorder but operates much faster with better reliability. The TC-8 plugs into the expansion connector on the back of the keyboard and saves and loads 5 times faster! Less than

ONE BAD LOAD in a MILLION BYTES! With the VOLUME CONTROL ANYWHERE BETWEEN 1 AND 8. The TC-8 is available in an easy to assemble kit or fully assembled. JPC has an exclusive "can't fail" kit guarantee.

If you build the TC-8 and for any reason it doesn't work, we will make it work at NO COST. All you have to pay is the shipping. We guarantee it. The TC-8 magic is partly done in software. So you have to load a small program in upper memory. It is usually out of the way there. We provide the software on a cassette that comes with the TC-8. Just load it in. Here's how you order. Send

\$90.00 for the kit (\$120.00 fully assembled) plus \$3.50 postage and handling to JPC Products Co., 12021 Paisano Court, Albuquerque, NM 87112 (N.M. Res. add 4% sales tax.) Credit card orders accepted by phone or mail.



**JPC PRODUCTS CO.**

✓ 190

\*Trademark of Tandy Corporation

Phone: (505) 294-4623 12021 Paisano Ct. Albuquerque, N.M. 87112



## *The essence of variables.*

---

# Into the 80's

Ian Sinclair  
89 Alexandra Road  
Sible Hedingham  
Halstead, Essex CO9 3NP  
England

It doesn't take long for the novelty of printing your name on the video screen to wear off. There are more interesting ways of using the TRS-80, including the manipulation of variables.

A variable is a code for something, which might be your name, your driver's license number, or any other piece of information you choose. The fact that you can change this code any time makes it variable, but once you've defined it, the computer will make use of this code any time you instruct it to.

### String Variables

Using the methods you learned last time, type enter and run the program in Listing 1. There are a few new points to make here. First is the use of the dollar sign after the letter N. The letter is being used as a variable, but the dollar sign makes it a particular type of variable called a string variable. A string is simply a collection of the characters we would normally place between quotes for a PRINT command.

In Listing 1, N\$ (pronounced EN-STRING) is a string variable which we have declared as a code for the words, "THIS IS A STRING, 1,2,3, TESTING". Each time we ask N\$, that's what we get.

You may not realize it yet, but this is a mighty powerful instruction. It means, for example, that

you can print a phrase of up to 240 characters or so just by using the command PRINT N\$. Even better, the Level II machine lets you use many string variables.

You can use each letter of the alphabet, a letter and a number (A1\$, B3\$ and so on) or two letters (AZ\$, BD\$), as long as the string sign is used to instruct the computer that this is a string variable. If you leave out the string sign, the computer will normally reject any attempt to equate the variable code letter to a string of letters, because a let-

---

*"These statements are called variable assignments and the equality sign doesn't mean equals when it's used this way, but rather 'takes the value of.'"*

---

ter with no string sign means that the variable is a number.

The exception occurs at the very start of a program, when you have told the computer that all variables which start with a specified letter will be string variables. This is done by using the DEFSTR (define as string) command. A program starting with 10 DEFSTR A,K,T uses variables such as A, AM, AA, K1, KZ, TZ, TT and so on without the string sign after them.

Let's look a bit harder at this string thing. Can

we really store a long string? Try Listing 1 again, but this time make the first line read:

```
10 N$ = "THIS IS A MUCH LONGER STRING WHICH  
WILL NEED MORE MEMORY SPACE THAN THE  
PREVIOUS ONE"
```

Don't change the remaining lines, but type in the new line 10, ENTER it and RUN.

### The Clear Command

So, you got an error message? Even if you typed everything correctly and didn't get the SN error message, you still get the words OS IN 10. OS means out of string space; was Sinclair wrong? Something else you have to learn about the TRS-80 is you have to let it know in advance how much memory it needs to reserve for strings.

Normally, when you first switch on, the 80 reserves 50 units (bytes) of memory for strings. Each character of a string, and that includes spaces, remember, takes up one byte of memory, so you don't need to have very long strings to total over 50 characters. To reserve more space, use the CLEAR command at the start of a program. Try it by typing in the following line at the beginning of the program:

```
5 CLEAR 200
```

Leave line 10 as it is; ENTER and RUN. This time there should be no OS error message, because we've reserved enough string space for 200 characters. Now this may seem confusing, because when you are inventing a program you may not know just how much string space you need. That's O.K., because you don't have to enter the CLEAR instruction until your program is complete and ready to RUN, and by that time you should be able to tell how many characters are going to be stored as strings. If you forget, it's no great hassle to type in a line 5 with a CLEAR instruction, followed by a number big enough to

store all your characters. Lines are numbered in tens in order to leave room for second thoughts like this.

Why should we have to do this? Well, it's all tied up with the way the computer controls the memory space. We said in the first article of this series that it is possible to reserve space at the top of memory for machine-code programs.

This is not the only reserved space in the memory. The memory space just below the machine-code space is reserved for strings. If you haven't used a CLEAR (number) instruction, only 50 bytes of this memory are reserved. Use more than 50 bytes of string, and you get the OS warning, because you have run out of reserved space, and that part of memory is in danger of being used for something else.

Why don't we just start every program with CLEAR 2000, reserving plenty of space? Simple: It's wasteful. Reserve too much space in memory, and it's like roping off half a parking lot—you're wasting space. Memory is valuable to the computer, so we don't reserve any more than we need, especially when we're entering a long program.

The way computers use strings (called string handling) is one of the points that sets apart the serious computer from the "just fun" machine. It's the big, big improvement of the Level II machine over the Level I, for example.

The little program that we've been running gives you a taste of this. In line 40, the PRINT command asks for a print (on the video screen) of the message we've coded as N\$, but also for the message ";ALL WELL." Notice the positions of the quotes and the semicolons? The semicolon immediately after N\$ is a command, meaning put in a space and keep printing on the same line. The semicolon inside the quotes is part of the message and it gets printed. There's nothing to show, when you look at the whole message on the video screen, that one group of characters was stored as a string and the other as a PRINT command inside quotes.

Here we should mention the matter of numbers (more in Part 5, incidentally). If a variable letter isn't specified as a string by the dollar sign or the DEFSTR command, then it's a number. We'll find later on that we can define three types of numbers, but for the moment we won't look for complications. We can write a line, such as 20 A = 15, and then throughout the program we can use A instead of having to type 15. If we want to change it, we use another statement, such as 100 A = 16. These statements are called variable assignments, and the equality sign doesn't mean equals when it's used in this way, but rather "takes the value of."

This is very important, as you'll see later, because some statements look odd if you assume that = means "equals." Take a look at the short program in Listing 2. N\$ is a string variable which we set to be "GREEN BOTTLES" in line 10. The number variable A is set to 10 in line 20. When we get to line 30, we get... well, try it for yourself! If we now add a new line:

```
35 A = A - 1 : GOTO 30
```

and RUN again, we see some wild printouts which won't stop until we press the BREAK key.

What happened? We did say that = means

"takes the value of." In line 20, A takes the value of 10, so in line 30 you get:

```
10 GREEN BOTTLES, HANGING ON THE WALL
```

(You did get the comma *inside* the quotes, didn't you?) At the new line 35, A takes the value of 10 - 1, which is 9. The colon marks a new instruction on the same line. This saves us from having to make a new line number. The next instruction is GOTO 30—go back and carry out the instruction in line 30 and go on from there. This is the PRINT instruction all over again, so you get:

```
9 GREEN BOTTLES, HANGING ON THE WALL
```

The program then automatically steps to the next line, 35 again. This time A starts at 9; the instruction A = A - 1 gives A the new value of 8 and so on. This is called a loop—the program simply goes from instruction 30 to 35, then back to 30 again, and you can't get out of it except by pressing the BREAK key, by another program instruction or by letting it run out of numbers.

### The INPUT Instruction

We need to look now at a more immediate way of entering information into the computer. So far, every string and number we've used has been planned ahead and put into the program from the beginning. The only method we have of changing things is by re-typing the program lines (I'll talk about editing them later).

The instruction that saves us a lot of time is called INPUT, and an example of its usage is in Listing 3. Type in the program, remembering that the @ sign *must* follow directly after the T of PRINT, no spaces allowed, and the number of the PRINT@ position must be followed by a comma and then the first set of quotes. If you run the program, right away the screen clears, and the words:

```
WHAT IS YOUR NAME
```

appear. On the next line a question mark appears, and the program stops, waiting. It's waiting for you to put in your name, or any other

name. You can take your time about typing a name, because the computer waits until you hit ENTER. When you do hit ENTER, your name appears with that famous phrase after it. You can enter any name, or any gibberish at the INPUT step. It will accept numbers, or mixed names and numbers like CONVICT 99, or anything else you put in. They will get printed just as if they had been placed between quotes in a PRINT command.

This is more useful, because it lets you write programs that look a bit more friendly, for a start. The TRS-80 goes further with its input command than some others, in fact, and lets you use INPUT like a PRINT statement, so you can write a line such as:

```
20 INPUT "WHAT IS YOUR NAME"; N$ : CLS
```

to replace line 20 and 30 in Listing 3. Do I hear an objection? It's true that when you use INPUT to print like this, you can't place the printing where you want it, because you can't have INPUT TAB or INPUT@. Try this for line 20:

```
20 PRINT@22,;INPUT "WHAT IS YOUR NAME";N$:CLS
```

Watch the sequence of delimiter markings in this one—after the 22 we have comma, semicolon and then colon marks. Notice we don't use a question mark after NAME, but you'll see one when the program runs, because it forms part of the reply to the INPUT command.

Suppose you try to use N instead of N\$ after INPUT? You can't do it, unless what you enter is simply a number. If you specify a string variable, you can INPUT what you like, up to 255 characters; but if you specify a number, then you must enter a number, no letters permitted.

Using INPUT statements to make a sort of conversation is illustrated in Listing 4. In line 20, your name is assigned to N\$ by the INPUT statement, and line 30 makes a friendly comment.

At line 40, the INPUT asks for age, and at line 50 for this year. The grand finale is in line 60, when the printout on the video screen gives the name and year of birth. How? Since it has the present year, represented by variable Y, and your age, variable A, it only has to subtract A from Y to get your year of birth—unless you lied about your age! Simple—but it looks like magic to anyone who hasn't seen your TRS-80 in action before.

### CLOAD and Friends

CLOAD is one of the instructions we use many times on the TRS-80. It means Cassette Load, and it's the instruction that lets you use these programs on cassette.

The freedom that cassette loading and saving gives you is immense. Without cassettes, each program you use is lost whenever you type a new program or switch off. By saving your programs on cassette you can enter them at any time.

In addition, cassettes give you a chance to run programs which might take many hours to enter from the keyboard, or which most of us could never devise even if we were locked in a padded cell for a year.

O.K. let's go over cassette loading in detail. If

```
5 REM FIG.2.1 INTO 88'S
10 N$="THIS IS A STRING", 1,2,3, TESTING"
20 PRINT N$
30 PRINT
40 PRINT N$;" : ALL WELL"
```

Listing 1.

```
5 REM FIG 2.2 INTO 88'S
10 N$="GREEN BOTTLES"
20 A=10
30 PRINT A;N$;" , HANGING ON A WALL"
40 END
```

Listing 2.

```
5 REM FIG.2.3 INTO 88'S
10 CLS
20 PRINT@23,"WHAT IS YOUR NAME?"
30 INPUT N$: CLS
40 PRINT@17,N$;" -THIS IS YOUR LIFE!!"
50 END
```

Listing 3.



## The Micromatic 80, a step ahead for your TRS-80™ and other microprocessors.



The Micromatic 80 is a TTL based interface unit designed to integrate the popular Radio Shack TRS-80®, and many other processors with parallel Centronics™ compatible output, to the IBM manufactured Selectric™ terminal.

- Used IBM Selectric terminals are cleaned and functionally checked before shipping.
- 90 day warranty on interface only.
- No software required.
- \$795, plus \$25. for packing and handling.
- TRS-80 to Centronics cable \$29.00.
- Mail or phone orders accepted.
- Certified Check, Money Order.



Write or call for Free Brochure

(317) 299-8614

# The MICROMATIC Corporation

5747 W. 85th Street • Indianapolis, Indiana 46278

✓ 425

IF YOU LOVE THE LIMITLESS WORLDS OF IMAGINATION,  
...YOU'LL GO CRAZY FOR OUR

## COMPUTER GAMES

HERE'S FOUR FROM PROGRAMMERS GUILD:

**STAR TREK**—Exciting solo real-time simulation of space combat in the 25th Century, utilizing excellent graphics. On TAPE for TRS-80 Level II Basic, 16K - \$14.95

**DEATH DREADNOUGHT**—Single scenario solo thrills—and chills! Can you survive and escape the death ship, or will the stalking evil claim *another* victim? On TAPE for TRS-80 Level II Basic, 16K - \$14.95

**LOST DUTCHMAN'S GOLD**—Solo adventure in the desert mountains of the old west. There's gold in them hills (and Indians too!). On TAPE for TRS-80 Level II Basic, 16K - \$14.95

On TAPE for Apple II APPLESOFT Basic, 16K - \$14.95

**SPIDER MOUNTAIN ADVENTURE**—Beware the Shelob's lair as you seek treasure and glory in a world of magic. On TAPE for TRS-80 Level II Basic, 16K - \$14.95

**RIDER DOUBLE ADVENTURE No. 1**—Two games on one disk: LOST DUTCHMAN'S GOLD and SPIDER MOUNTAIN ADVENTURE. The hills are alive... Available on DISK for TRS-80 Model I, 32K - \$24.95

OVER 35 TITLES AVAILABLE!

ASK ABOUT OUR 180-DAY GUARANTEED-SALES POLICY  
DEALER & DISTRIBUTOR INFORMATION  
AVAILABLE ON REQUEST  
MAIL ORDERS WELCOME!

✓ 355  
**ZOCCHI**  
DISTRIBUTORS

01956 Pass Road  
Gulfport, MS. 39531  
(601) 896-8600

The Adventure never stops!

you bought a complete TRS-80 outfit, you'll have the CTR-80 recorder; a used TRS-80 might come with a CTR-41. I use a fairly high-grade recorder which has a better-than-normal frequency response (which means it records and plays high notes better). This is advantageous, because the recording and replaying of data and programs use high notes, and you can't load properly unless these notes are loud and clear. For example, if the tone control of a cassette recorder is set to reduce high notes, it just won't load programs.

Whatever cassette recorder you use must have a microphone input socket, automatic recording level adjustment, an earpiece output socket and a motor control. The motor control takes a small (2.5mm) jack plug, the smallest plug on the TRS-80 cable, which comes from the cassette outlet on the TRS-80 keyboard.

The signals out of the cassette recorder come from the earpiece socket, a 3.5mm one, which is linked by pushing in the black plug at the end of the TRS-80 cassette cable. For loading cassettes, you don't need the microphone plug (the grey one), but it looks neater if you put it in place, so in it goes to the microphone input of the recorder. Check them all again.

If you are not using the CTR-41 or CTR-80 recorders, then whatever you use must have the same plug-in arrangements, particularly the motor control, because the recorder motor is controlled by the computer. If you bought only the TRS-80 keyboard and are using your own cassette recorder (or reel-to-reel recorder), then you will have to make or buy adaptor leads.

If you are using the CTR-80 from Radio Shack, then the recorder will run fast forward or fast reverse even when the computer has stopped the motor from running in the play or record/play settings. If you are using the CTR-41 or any other cassette recorder, you won't have this rather useful facility. For some program work, it won't matter, but if you would like to go from one place on the tape to another, then there are various fixes. A few user-group magazines will show you how to cut tracks inside the recorder to do this.

My own fix is illustrated in Fig. 1. It consists of an adaptor box and a small switch which allows either normal or computer control of the recorder motor. With this addition, you can also use manual control with the cassette recorder switched to play, which is useful for finding a short gap between the programs on the tape. If you start a playback in the wrong place on the tape, it won't load correctly and the program won't run. If hardware doesn't interest you, the easy solution is to type:

10000 OUT 255.4: GOTO 10000

ENTER this and RUN, and the motor will stay switched on by the computer until you press BREAK.

### Loading the Program

So we've sorted out our recorder, everything's plugged in, and we're ready to go. Next, we need a BASIC program on a cassette. My TRS-80 came with Radio Shack's blackjack program, and it's likely that yours did too. If not, then you'll need some software.

```

5 REM FIG.2.4 INTO 88'S
10 CLS
20 INPUT "WHAT IS YOUR NAME, PLEASE";NS
30 PRINT:PRINT NS;" I LIKE THE SOUND OF THAT"
40 INPUT "TELL ME PLEASE WHAT AGE YOU WILL BE THIS YEAR
   (IN WHOLE YEARS)";A
50 INPUT "AND NOW WHAT YEAR THIS IS";Y
60 PRINT:PRINT "SO, ";NS;" ,YOU WERE BORN IN ";Y-A
70 END

```

Listing 4.

Pop the cassette into the recorder, with the program you want to load, so that the label of the wanted program is uppermost. Rewind the tape completely—the CTR-80 will make a moaning noise when the rewind is complete.

Set the volume control of the recorder to halfway between its maximum and its minimum settings. Make sure that the tone control, if you have one, is set to give maximum treble.

Now we're ready. Type CLOAD on the TRS-80 keyboard, press play on the recorder and press ENTER on the keyboard. You should hear the motor of the recorder start to hum. If the motor starts when you press play there's a fault in the motor circuit somewhere. The motor-control jack may not be plugged fully in. If the motor doesn't start at all, then perhaps there are no batteries or the power line isn't plugged in. These are what we call hardware problems.

Another possible hang-up could be a software one. Are you sure that you typed CLOAD? Keyboard, which may have given you CCLOAD or CLLOAD won't be accepted by the computer, and it will snap back with an SN error when you hit ENTER.

By now, if all has gone well, the cassette should be running. Unless you have connected the loudspeaker of the cassette recorder so that you can listen to the tape as it plays, you won't know when the action actually starts, until you see things happening in the top right-hand corner of the monitor.

Two asterisks appear once the program starts loading, one steady, the other flashing slowly. One asterisk flashes at the rate of loading program lines, on for one line, off for the next. If you're loading a short program with short program lines, the rate of flashing will be rapid, and it won't be long before a click comes from inside the keyboard unit, the cassette recorder motor stops, and READY appears on the video screen.

If all this happens, you have achieved a successful load first time, and you qualify for the Fort Worth Perforboard Medal of Honor.

It's much more likely, first time round, that things won't run quite so smoothly. There are two extremes to the problem. One is that no

asterisks appear at all. This could simply be due to a tape which starts only after a long leader, which is why it is so useful to have a loudspeaker tone; but if there is no trace of the asterisks after a minute, there is replay volume trouble. Despite what the manual may say, this indicates that the replay volume is either much too low or much too high. If, on the other hand, you get two asterisks, but the right-hand one isn't flashing, then it's a dollar to a cent that the replay volume is just a little bit too high.

#### Cassette Control

If you have either of these problems, you'll soon find that you have another one as well, the cassette recorder motor keeps humming away happily until it comes to the end of the cassette, or until you do something about it. It certainly won't stop at the end of the program load, because the stop instruction was never loaded into the computer. You can waste a lot of time just waiting for a cassette to load, so keep a careful eye on these asterisks. If they aren't blinking properly, then press the RESET button at the back of the computer, rewind the cassette, press CLEAR to remove the old instructions and asterisks and start again with a different volume control setting.

Don't give up if you overshoot and go far too high or far too low. When I bought my first TRS-80, I spent the better part of an afternoon trying to achieve a good load. Since finding the correct settings, it has never at any time failed to load a good cassette. You don't need to use expensive chrome-dioxide tape material, just reasonably good quality audio tape, like Agfa or TDK. It's definitely an advantage to use tape sold in short lengths for computer work, but the C60 length is very useful when you're developing a program with several versions.

You may find that you have a tape which simply won't load under any conditions. The odds are that it's a tape intended for a Level I machine. Once again, if you have the sound wired on your cassette recorder, you can check this, because the Level I tapes have a lower pitched note and sound quite different.

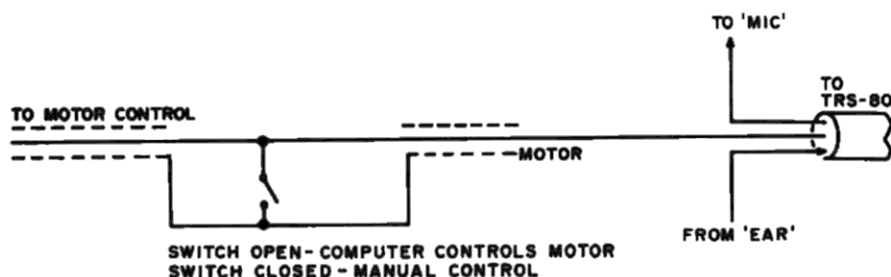


Fig. 1.

# IMAGINE.

A computer game that has drawn the attention of the national news media.

A computer game that has people around the world clamoring for it.

A computer game that turns your love life into a *menage a trois*... you, your mate, and your computer!

That's Interlude—the hottest new software program for personal computers.

But it's more than just a game. It's an experience that will tantalize you...romanticize you...fantasize you...and often surprise you.

Interlude begins with a unique computer interview of the participants to determine their mood. Then it searches its memory to select the best Interlude for the occasion. You may be referred to the instruction manual which describes most of the 106 Interludes, or your instructions may appear on your screen if you've chanced to hit upon one of the many surprise Interludes buried within the program. (When you discover secret Interlude #99, your love life may never be the same again!)

Interlude...it's fun...it's fanciful...it's fantastic. It's the computer game for adults. Are you ready for it?

## Interlude™ 287

The Ultimate Experience.

INTERLUDE Dept. K-9 10428 Westpark, Houston, TX 77042. Rush me my copy of Interlude.

Name \_\_\_\_\_ Age \_\_\_\_\_

Address \_\_\_\_\_

City \_\_\_\_\_ State \_\_\_\_\_ Zip \_\_\_\_\_

☐ Apple II\* (16K) ☐ TRS-80\*\* (Level II-16K) ☐ \$14.95 for cassette ☐ \$17.95 for diskette. Add \$1.50 for shipping. Texas residents add 6% sales tax.

☐ My check (payable to Interlude) is enclosed.

Charge my ☐ Mastercharge ☐ Visa

Account No. \_\_\_\_\_

Expiration Date \_\_\_\_\_

MasterCharge Bank Code \_\_\_\_\_

Signature \_\_\_\_\_

(Charge customers must sign.)

**CHARGE CUSTOMERS:** Order by phone toll-free! 1-800-231-5768 Ext. 306

(Tex: 1-800-392-2348 Ext. 306)

\*Registered trademark of Apple Computers, Inc.

\*\*Registered trademark of Radio Shack, a Tandy Co.

AVAILABLE FOR IMMEDIATE DELIVERY.



# COMPUCOVER®






## COVER YOUR INVESTMENT

- Cloth Backed Naugahyde Vinyl
- Improved Reliability
- Longer Life

- Waterproof & Dustproof
- Two Decorator Colors
- Saddle Tan • Black

**VINYL MATS**

Front Right	\$12.95	Front Left	\$12.95
Back Right	\$12.95	Back Left	\$12.95

**VINYL MATS - 1/2" Thick**

Front Right	\$12.95	Front Left	\$12.95
Back Right	\$12.95	Back Left	\$12.95

**VINYL MATS - 1/4" Thick**

Front Right	\$12.95	Front Left	\$12.95
Back Right	\$12.95	Back Left	\$12.95

**Decorative Floor Mats**

Front Right	\$12.95	Front Left	\$12.95
Back Right	\$12.95	Back Left	\$12.95

**Decorative Floor Mats - 1/2" Thick**

Front Right	\$12.95	Front Left	\$12.95
Back Right	\$12.95	Back Left	\$12.95

**Decorative Floor Mats - 1/4" Thick**

Front Right	\$12.95	Front Left	\$12.95
Back Right	\$12.95	Back Left	\$12.95

**Send check or money order to:**

**Include \$1.00 for postage and handling.**

**Overseas orders include \$3.00 postage.**

**DEALER INQUIRES INVITED**

**CompuCover** ✓ 100

P.O. Box 324 (Dept. C)

Mary Esther, P.I. 32969

Phone (804) 243-5703

— Professional —

# Real Estate Software

For Apple or TRS-80

## Property Management System

(32K, 1 Disk Systems)

**Features:**

- Tenant Information
- Late Rent Reports
- YTD & Monthly Income
- Handles —
  - Partial Payments
  - Returned Checks
  - Advance Payments
- Prints Receipts
- 5 Digit Expense Accounts
- Building Expense Report
- Vendor Expense Report
- Income Tax Report
- All Reports Can Be Printed
- Complete Documentation
- Easy Data Entry & Edit
- 200 Units per File

**Price \$225.00**

### Real Estate Analysis Modules:

(Cassette or Disk)

- 1) Home Purchase Analysis
- 2) Tax Deferred Exchange
- 3) Construction Cost/Profit
- 4) Income Property Cashflow
- 5) APR Loan Analysis
- 6) Property Sales Analysis
- 7) Loan Amortization

**\$35 Per Module**

At Computer Stores Everywhere  
Or Order C/D Direct  
(Cal Residents Add 6% Sales Tax)  
(213) 372-8419

**Real Estate Software Company** TM ✓ 372

---

Dept. M      2045 Manhattan Ave., Hermosa Beach, CA 90254

**SUPERIOR SOFTWARE PACKAGES  
FOR THE**

**DISK BASED**

**TRS-80\***

**SMARTTERM •\$79.95**

**UNQUESTIONABLY THE BEST  
SMART TERMINAL PACKAGE  
FOR THE TRS-80**

- True Break Key
- Auto Repeat (Typomatic) keys
- Programmable 'soft' keys
- Forward/Reverse Scrolling
- Multipage Display
- Transmit from Disk File, Screen  
or Buffer
- Receive to Disk File, Buffer or printer
- Multi Protocol Capability

**SPOOL-80 • \$39.95**

**A TRUE DISK-TO-PRINT DESPOOLER  
FOR THE TRS-80**

- Print Disk Files While Running  
Other Programs
- Prints Compressed Basic Files
- Includes RS-232 Driver for  
Serial Printers

**CALL US FOR YOUR CUSTOM  
SOFTWARE REQUIREMENTS**


**MICRON, INC.**

10045 Waterford Drive  
Ellicott City, MD 21043  
(301) 461-2721

Model II  
Versions  
Available  
Soon

\*TRS-80 is a Trademark of Tandy Corp.

<b>CPT</b>	<b>EXPANSION, INTERFACE's</b>
<b>FOR TRS80's™</b>	<b>FROM COMPUTEX</b>

## FEATURES

- PROVEN LNW SYSTEM EXPANSION BOARD
- RS232/20ma SERIAL INTERFACE
- MEMORY EXPANSION TO 32K BYTES
- CUSTOM FINISHED WOOD CABINET
- REMOVEABLE FRONT PANEL ALLOWS  
EASY DISK DRIVE ADDITIONS
- BUILT IN MUFFIN FAN AND DISK DRIVE  
POWER SUPPLIES
- 15 DIFFERENT CONFIGURATIONS FROM  
\$249 KIT to \$1300 for 2-DOUBLE DRIVE  
32K ASSEMBLED SYSTEM

✓392

**C O M P U T E X (713) 332-4359**  
 17710 Heritage Ct. Webster Tx. 77598

Once you have found the correct setting for the Radio Shack blackjack tape, or whatever you use for trials, try to find the limits of the volume control settings. It takes a lot of patience, but it's worth your while on the older models (later models are more tolerant of volume control settings). Load the cassette at different settings checking only for a few seconds that the asterisks are flashing correctly, then use RESET to stop the tape and rewind. You should end up with two marks on the volume control, one at the lowest position at which a tape will load, one at the highest.

Set the volume control for normal operation midway between your marks. If you then find a tape doesn't load correctly at this midway setting, try it at each of the extreme settings. If it won't load on any of your marked range, reject it. One final check: Make sure it is a BASIC tape and not a machine code (system) tape, which requires quite a different technique (coming up).

When you have loaded your BASIC tape, type LIST and hit ENTER. The program will now list, unless it's one which has been specifically coded to prevent copying. As the program lists, it will scroll up the screen fairly rapidly.

You can stop the scrolling any time by hitting SHIFT and @ at the same time, so I usually keep one finger on the shift key and another on the @ key to stop and start the scrolling. Any other key can be pressed to restart scrolling.

I didn't say what scrolling means? When you've seen it, you'll know—it's the way the listed lines appear at the bottom of the screen, seeming to push previously listed lines off the top of the screen.

What you should be looking for in the listed program is corruption—gibberish lines, sometimes with no numbers or numbers out of order. Trouble is, until you get to know a bit more about programming, you don't really know a strange line from a perfectly good one! The real test, of course, is to run the program. If it operates perfectly, then there is nothing wrong with your cassette recorder volume control setting, and you can look forward to a long, active computing life.

Just keep your head clean. I mean, of course, the record/play head of the cassette recorder. Get a pack of cleaning fluid (isopropyl alcohol) and cleaning pads and use them as per the instructions every three months or so, depending on how much tape you use. Don't be too generous with the fluid, as it can sometimes swell the plastic bearings inside cassette recorder motors.

### Loading System Tapes

While we're on the subject of this cassette loading caper, we might as well look at how machine code tapes are loaded. A machine code, or system tape usually comes with a bit more information than a BASIC program tape.

For one thing, you'll need an answer to the **MEMORY SIZE** question which appears when you switch on. This is a number, such as 32000, that reserves some memory. The system tape, or the instruction sheet which comes with it, should have the correct number printed on it. If the program is one which doesn't need reserved memory, or which reserves its own, the instructions will say so.

Hit ENTER and the usual Radio Shack

message comes up, with READY. Next, type SYSTEM, and hit ENTER again. This time, you'll get an asterisk and a query at the left-hand side of the video display. That's 80 language for, "What's the code name for the tape?"

The code name will have up to six letters and must be typed. For example, the Radio Shack fix tape for keybounce has the code name KBFIX. When you've typed the name, prepare the cassette recorder to replay, press the play key and hit ENTER. The cassette recorder motor will start, and, if all is well, you should see the usual asterisks to indicate that you are loading your first machine code program. The rate of flashing is usually a lot slower than it is for a BASIC program, so don't worry if the load stops after only a few slow flashes.

Now what can go wrong? Well for one thing, the code name which you typed may not be the code for the first program on the tape. If it isn't, the left-hand asterisk will be replaced by a letter. If that letter is C, then you have trouble, and you'll have to try again with a different volume setting. Hit the RESET switch to stop the action, rewind the tape, clear the screen and start again by typing SYSTEM. You don't have to switch off and answer the MEMORY SIZE question again.

Next question: Having loaded it, how do you run it? When the tape has finished loading, the recorder motor cuts out, the asterisk stops flashing, and another asterisk and query appear under the first one on the left-hand side of the monitor. Type a slash (/) and then the entry number of the machine code program.

Machine code programs are not so simple as BASIC programs in this respect: You have to instruct the computer where to start working. The entry number should, once again, be noted either on the cassette or on the instruction leaflet. It may be the same as the number you used to answer the MEMORY SIZE question. When you've typed the slash and the number, hit ENTER and your machine code program will run.

Suppose you quit using one machine code program and want to start using another one which needs more memory roped off? You don't have to switch off to do this. Just type SYSTEM, hit ENTER and when the asterisk and query appear, type slash and 0 and hit ENTER again. The MEMORY SIZE question will appear again. You'll lose any BASIC programs you had in store, though, so if you have mixed BASIC and machine code, make sure that you have the BASIC program on tape.

A few machine-code programs are "self-locating." Once you have loaded them in by typing their code names and entering, the second step is just to type the slash and hit ENTER. Whatever type of machine-code program you may be using, don't forget the slash. Otherwise, you'll find that when you hit ENTER, the cassette motor starts running again, trying to enter another program, and you'll have to recover control by using the RESET button. You'll probably lose the program which was loaded, but you can start again.

#### Recording Programs

We've left until the end the matter of recording BASIC programs of your own. You'll want to record your own programs, of course, to remind

### TRS-80\*TRS-80\*TRS-80\*TRS-80

#### Model I system owners SYSTEM TOO SMALL?

We take trade-ins on Model II  
We also buy used systems outright  
Call or write for quotation  
**USED TRS-80 SYSTEMS**  
We sell used keyboards, exp.int.,  
disk drives, etc.

#### Call or write for quotes NEW HARDWARE IN STOCK

16K Level II \$749.00  
Radio Shack disk drives \$449.00  
16K Memory-Lifetime warranty \$89.00  
Centronics 730-1 \$749.00  
IDS 440 Paper Tiger \$949.00

#### SOFTWARE

Tigger-Graf TRS-80 to IDS  
paper tigger graphics driver.  
Utilize the graphics capability on your tigger-resolution  
495 by \$75. \$149.95

#### PENCILFIX

Save your warranty. Use Pencilfix to avoid custom control key on your keyboard. Uses Radio Shack lowercase mod with electric pencil—\$14.95

Completely integrated automatic  
letter writer for Model II  
Consists of WORDSCRIBE, WORDMAIL,  
MAILLIST—\$250.00

#### PRINTER SPOOLER FOR MODEL I

Increases throughput of printer operations Fully relocatable  
Buffer size user defined Executes as a BASIC program  
A must when using Radio Shack printers  
\$24.95

#### VERN STREET PRODUCTS

114 W. Taft Sapulpa, OK  
74066 (918)224-4260

We handle a full line of  
Radio Shack products.

TERMS: CASH WELCOME, CASH, CHECK, OR MONEY ORDER  
ADD 3% FOR MASTER CHARGE AND VISA

### TRS-80® MODEL II

Professional Software NOW AVAILABLE!

#### BASIC CROSS REFERENCE:

Prepares a listing of your BASIC program. Heading contains program name, date, time, & page #. All 'REM' statements print ELONGATED & are easy to spot. The cross-reference report is then printed. It shows you at a GLANCE what line #'s within your program are referenced and where, all variable names used & where. Know what is available. Find DEAD spots. We wrote this for ourselves... you can use it too...!

Documentation \* \$10.00 Total - \$59.99 \*\*  
DISK SORT:

Sorts thousands of 'random file' records. Capacity is dependent on your disk space. Answer the question and sort now or later in your job stream. 1000 records @ 20 bytes, sorting 16 bytes - 2.26 min. Input files are not clobbered by the sort. All stored specs. can be displayed, printed or changed.

Single or multiple drives and 64K required.  
Documentation \* \$10.00 Total - \$69.99 \*\*  
BASIC COMPILER:

TRSDOS®/BASIC compat. Faster by 7-30 times!  
Written by Microsoft. (Augmented with our documentation).

Easy to use! Complete package: \$350.00 \*\*  
Use our Compiling Service to try it out. Send for details. We use it and have found it to be absolutely FANTASTIC!

FANTASTIC!  
ANADIX PRINTER:  
DP-9501 \$1,599.00 Delivered! (48 contiguous states only).  
2K buf., graphics, 10-16.7 cpi, 11x9 matrix, all three interfaces, & much more. a FANTASTIC printer/price!

\* Deductible on software purchases.  
\*\* Plus postage & handling  
(All software is in machine language for extra high speed.)

Send for documentation & order form.  
GOOD-LYDDON Data Systems ✓218  
5486 Riverside Dr., Chino, CA 91710

TRS-80® & TRSDOS® are registered trademarks of Tandy Corp.

MASTER CHARGE or VISA ACCEPTED

## WE MEAN BUSINESS!

BUSINESS SOFTWARE. THAT IS

## USE YOUR TRS-80\* FOR MORE THAN FUN AND GAMES

#### THE DATA DUBBER

\$49.95

Duplicates any program tape to TRS-80 quality. Reconstructs date pulses to ensure accurate CLOADs. Permits easy loading of even poor quality commercial tapes without constant volume adjusting. Money-back guarantee if not satisfied.

#### THE ELECTRIC SECRETARY

\$75.00

A powerful word processor to turn your TRS-80 into an automatic typewriter. Features page numbering, movable margins, headers, variable page length, and title centering. Enter text, revise, correct, and output to printer page for matted, justified, even hyphenated as required. Cross-coupling files permits individually addressed form letters. Complete with upper/lower case conversion information on diskette. Specify if RS-232 adapter is installed in interface.

#### MAILROOM PLUS

\$75.00

A versatile and powerful mailing program to print labels by sequential coding: zip, city, state, customer ID code, even last name. Sorts by any code in minutes and stores sequentially in a single string (approx. 1500 records per diskette). Includes AUTOPRINT. Supplied on diskette.

#### MINIMAIL

\$50.00

A compact version of MAILROOM PLUS but without customer coding. Features alpha look-ahead for duplicates. Supplied on diskette.

#### FORMLET

\$35.00

Generates form letters from MINIMAIL records. Prepare your letter, bulletin, notice, advertisement, etc., then load the MINIMAIL files. Your printer will print the inside address, letter, and repeat for each name in the file—all properly spaced and justified. Supplied on cassette.

#### AUTOBOOT

\$15.00

Simplifies automatic BASIC program loading from your DOS. Permits sequencing through your choice of DOS commands, selects files and memory size you specify, and loads or runs selected program. Allows user to see directory and free space before program runs automatically. Supplied on cassette.

#### SIR ECHO

\$10.00

A handy program to make your printer work like an electric typewriter. Use alone or merge with your programs to make what appears on the screen echo to the printer. Supplied on cassette.

#### TELEFON

\$20.00

Make your TRS-80 a smart terminal. Communicate with time-share and other computers, bulletin boards, etc. Transfer programs over the phone. For disk systems with modem.

#### UPPER/LOWER CASE CONVERSION

\$20.00

Reprint of KILBAUD article explaining how to modify the TRS-80 to display both upper and lower case characters. Kit contains step-by-step instructions, parts, and necessary software on cassette for case reversal, echo, and automatic line feed routines.

User group discounts available  
Dealer inquiries invited

\*TRS-80 is a trademark of the Tandy Corp



TERMS: Check, money order, Visa, Mastercard  
Washington residents add 5.3% for tax.



## THE PERIPHERAL PEOPLE

P.O. Box 524, Dept. M  
Mercer Island, WA 98040

(206) 232-4505



yourself how good you are. You'll also want to make back-up copies of software you've bought, just in case anything should happen.

How do you record a program? The first step is to prepare a blank cassette. Don't think you can re-record an old tape in the same cheerful way you may be used to with audio cassettes. You might get away with it, but odds are you won't, and your recording will be corrupted. If you want to re-record a tape, wipe it completely with a bulk eraser. If the program you want to record has taken you a long time to run correctly, you won't want to trust it to anything but a length of good quality fresh tape.

Reel the cassette back to the start and take a look at it. If there's a leader, a piece of clear or colored plastic tape at the beginning, advance the tape a bit until the grey magnetic coating is visible. I usually run each tape for a count of five on the tape-footage counter. Don't touch the tape; it will leave a greasy mark which can cause loading problems later. Place the tape in the machine again, note the counter setting and press the record and play keys. A few cassette recorders use one single record key, but most use the safer system of needing two keys for recording.

The volume control setting doesn't matter, because recording volume is automatically controlled, unlike replay. Now type CSAVE and a quote mark, then a letter and another quote. If you choose "A" as the letter, this will appear on the screen as CSAVE "A".

If you don't use the code letter, the computer will reject your attempt to record, but only after it has already recorded a signal on some of the tape, which you won't be able to use again, unless you can erase it thoroughly.

When you're satisfied that all is well, hit ENTER, and the program should start to record. There are no flashing asterisks to remind you this time, just the quiet hum of the motor of the cassette recorder until it clicks off at the end of the recording. The click, incidentally, comes from the relay inside the TRS-80. At the end of the CSAVE, READY appears on the screen.

At this point, don't start shouting eureka and running around. You don't know yet that you

have a good recording. Rewind the tape, type CLOAD?"A" (or whatever letter you used) and press play on the recorder. Then check again that the query mark has been typed after CLOAD; hit ENTER and wait. The program will play back, with the usual flashing asterisks, but this time the replayed program is being compared, byte by byte, with the program which is still in the memory of the computer.

If they aren't identical, the message "BAD" will be displayed. You have then to sort out whether the tape copy is faulty, or you need a different volume control setting for this program. Only when you've CSAVEd and CLOADed with no error messages can you be sure that you have a good copy of your program. Cautious people always make two recordings, checking one with CLOAD? People like me who shed blood, sweat and tears to create a program always make three copies.

Be very careful that when you use the CLOAD? command, you don't leave out the query mark. If you do, the program on tape will load, replacing the program that was in the computer. If the recording was good, this won't matter, but if the recording was bad, you have lost the good original and have a bad copy, and that just isn't fair trading.

#### The CSAVE Instruction

Very little ever seems to go wrong with a CSAVE instruction, but there are a few points you will need to remember. One is that the computer can only control the motor of the cassette recorder; it has no control over the rest of the recorder.

If, for example, you use CSAVE but forget to press the record and play keys of the recorder, or press only one of them, then the computer will push out the recording just the same, with no warnings and no recording made. It might be useful to arrange it so that you got an error message, but this would need more connections between the computer and the recorder and would make the recorder a non-standard item.

You should always use CLOAD? after a CSAVE, so you can check that you really did

record that program. A much worse fault is to type CLOAD and run with the record and play keys down. This way you load no program, and you wipe out anything which was on the tape!

When you CSAVE a program, you have to use a letter or a couple of letters of letter/number—it's like choosing a name for a variable. If you don't, as we've said, the CSAVE will not run, an SN error will be displayed, and the tape will be corrupted.

The label is called a filename, and it's important to the recording. It's used when you CLOAD the program, and it's particularly useful when you have several short programs packed together on a piece of tape. Suppose you have three programs on the start of a C15 cassette, and they have been labelled "A", "B" and "C" at the time they were CSAVEd.

When you CLOAD, you can type CLOAD?"B" and hit ENTER, and start running the cassette from the start. When the first program starts to replay, the left-hand asterisk will be replaced by the letter A to show you that this is the filename (the first letter if there's more than one) of the program which is being read. The other asterisk will flash normally. When the program which you have requested comes on line, it will load in the usual way, with one steady asterisk and one flashing one, then the recorder will switch off.

Normally, when I keep several programs on one cassette, I leave plenty of space between and use the tape counter to find each one, but I find this "label-search" very useful for my backup cassette, which is a C60 with all my most valuable programs stored tightly together. Since I use this only when a valuable program has been wiped or corrupted (and I'm resting the other backup cassette), it doesn't matter if it takes twenty minutes to find the program.

One last point—always start a replay either at the start of a cassette or at a point where you know there's no program recorded. If you start running where there's a program recorded, the load will be faulty, and the computer can lose control of the motor. You'll end up having to use the RESET button and rewinding the tape. ■

## THE COMP-CASE



ATTACHE STYLE CASES FOR CARRYING AND PROTECTING THE TRS-80 COMPUTER. HIGH QUALITY LOGGAGE CONSTRUCTION. ONE CASE FOR COMPUTER, EXPANSION UNIT, TAPE RECORDER OR DISK DRIVES. SECOND CASE FOR MONITOR WITH EXTRA SPACE FOR MODEM OR PRINTER. NEVER A NEED TO REMOVE EQUIPMENT FROM CASE. SIMPLY REMOVE COVER, CONNECT POWER AND OPERATE. COVER CAN BE REPLACED AND LOCKED FOR SECURITY WITHOUT DISCONNECTING CABLES. OPTIONAL RF-MODULATOR CONVERTS ANY TV SET INTO A MONITOR MAKING IT UNNECESSARY TO CARRY MONITOR.

RS201 TRS-80 Computer case.....	\$109
RS202 TRS-80 Monitor Case.....	\$84
RS203 RF-Modulator.....	\$25
P402 Line Printer II Case.....	\$89
CC90 Matching Attache Case.....	75

CASES ALSO AVAILABLE FOR APPLE, ATARI, CENTRONICS AND PAPER TIGER

**COMPUTER CASE COMPANY** 199

5650 INDIAN HOUND CT., COLUMBUS, OHIO 43213

(614) 868-9464

## TRS-80

## SOL-20

### CASSETTE SOFTWARE

Home and Light Business Applications

These popular, professionally developed applications are low-priced. Guaranteed performance! Detailed booklet included.

• BUDGET & INVESTMENT	\$17.95
• BUDGET & CHECKING	\$14.95
• HOME INFO RETRIEVAL	\$11.95
• MATH (ages 5 and up)	\$ 7.95
• STOCK PORTFOLIO	\$18.95
• AUTOMOBILE	\$12.95
• MASTERMIND game	\$10.95
• MONTE CARLO game	\$ 7.95
• and others from	\$ 4.95

Send order, or \$1.00 for descriptive catalogue (free with order) to: ✓ 116

**NEWBY SOFTWARE DEVELOPMENT CO**

299 DAWLISH AVE. TORONTO, CANADA M4N 1J6

## For Canadian \* Owners

Lower Case Modification ..	\$65.00
Cassette Load Modification ..	\$20.00
Radio Shack Numeric Keyboard Installation .....	\$50.00
(You supply numeric pad)	
RS232C Serial I/O Port for Printer etc. (Complete with connectors) For Use With or Without Expansion Box .....	\$169.95

For a complete catalog and credit vouchers worth \$25.00 on future purchases send \$5.00 to:

*\*All Quotes in Canadian Funds*

## ORTHON COMPUTER

(DETROIT MIC. DRIVES LTD.)

✓ 108 12411 Stony Plain Rd., Edmonton, Alta. T5N 3N3

**LESS THAN SUGART • PERTEC • MPI**

# GIANT MICROPOLIS SALE

For TRS-80 only  
Absolutely ends October 31, 1980



## MICROPOLIS 35 TRACK 5 1/4" DRIVE

89.6 Kb capacity

**\$358.66**

Reg. \$545.00

## MICROPOLIS DUAL 35 TRACK 5 1/4" DRIVE

179.2 Kb capacity

**\$716.43**

Reg. \$1,036.00

## MICROPOLIS 77 TRACK 5 1/4" DRIVE

197.12 Kb capacity

**\$442.71**

Reg. \$675.00

## MICROPOLIS DUAL 77 TRACK 5 1/4" DRIVE

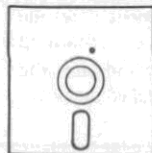
394.24 Kb capacity

**\$808.56**

Reg. \$1,299.00

## NEWDOS/80 and 10 FREE DISKETTES

**\$149.00**



**Alpha  
Byte  
Storage**

4636 Park Granada  
Suite 159  
Calabasas, California 91302  
(213) 883-8594

✓ 69

• Free shipping included • All drives are brand new from the factory • Mail or phone orders accepted • We take Master Charge or Visa • Dealer orders accepted • Offer good as supply lasts • See our other ad in this month's publication for more great deals • Send for our free giant 50 page catalog.

All drives are brand new and include chassis and power supply.



*Let's look at the management instructions involved and how to use them effectively.*

# Pulling Strings Together

John D. Adams  
13126 Tripoli Ave.  
Sylmar, CA 91342

**M**y first article on strings outlined their concept. The following examines string management instructions.

The TRS-80 handles string and non-string data in different ways. These two types of data are not interchangeable on Level I systems.

Level II, however, gives us a way to get around the problem with two instructions: VAL(n\$) and STR\$(n).

## VAL(n\$) and STR\$(n)

These two instructions permit us to use data stored as strings in non-string operation and vice versa. The instructions are quite easy to understand. Let us assume that we have "12345" stored in location A\$ and "54321" stored in location B\$, and that during the execution of a program we need the sum of the two numbers. Enter and RUN the following:

```
10 READ A$,B$
20 DATA 12345,54321
30 PRINT A$ + B$
```

Note what line 30 produces. Since the numbers are in memory as symbols rather than values, the computer did not return their sum, but their concatenation. Is there a way to get a sum from these numbers? Change line 30 to read:

```
30 PRINT VAL(A$) + VAL(B$)
```

This produces the needed sum. The VAL statement has instructed the computer to use the values of the strings. By including the line C = VAL(A\$):D = VAL(B\$), we store the numbers in memory as values C and D and as strings in A\$ and B\$.

STR\$(n) accomplishes the reverse. Should there be a number in memory as a value and it is needed for use as a string or as part of a string, this instruction converts it. Numbers can be converted either way, that is, from symbol to value or from value to symbol, but we cannot do the same thing with letters. RUN the following lines:

```
10 A$ = "ABC":B$ = "ABC123":C$ = "123ABC"
20 PRINT VAL(A$)
30 PRINT VAL(B$)
40 PRINT VAL(C$)
```

The first two lines of the printout return zeros, since they start with letters. Line 40, however, prints the numerical portion of the string. Letters do not have value, so they are ignored by the instruction. (Letters do have ASCII code numbers, but they are for identification only and have nothing to do with numerical value.) This feature distinguishes between strings starting with numbers and those starting with letters, as in the following lines:

```
10 INPUT "ENTER ANY STRING, EITHER NUMBERS
OR LETTERS":A$:B = VAL(A$)
20 IF B = 0 THEN 30 ELSE PRINT B:GOTO 10
30 PRINT "STRING STARTS WITH
LETTER - CANNOT RETURN VALUE":GOTO 10
```

STR\$(n) works the opposite way. Try these lines:

```
10 A = 1970:B = 1980:A$ = "TOTALS FOR":B$ = " TO"
20 C$ = A$ + STR$(A) + B$ + STR$(B)
30 PRINT C$
```

The numbers 1970 and 1980 are stored as values, but line 20 allows them to be incorporated into C\$, using the STR\$ instruction.

The LEN(n\$) instruction counts the number of characters in a specified string, including spaces, punctuation marks, symbols, etc. It counts leading or trailing spaces only if they are included as part of the string. We have to watch out for this when numbers have been converted to string data by the STR\$ instruction. These lines illustrate the problem:

```
10 A = 12345:B$ = "12345"
20 A$ = STR$(A)
30 PRINT LEN(A$)
40 PRINT LEN(B$)
```

Why do we get a different count for the two strings? Remember that when the TRS-80 prints a number, it always leaves one leading space for the sign, whether it is needed or not. This space explains the greater count, as it was transferred to the string. We will put this instruction to use after we have looked at the three statements which follow.

## LEFT\$(n\$,n), RIGHT\$(n\$,n), MID\$(n\$,n,n)

These functions can be used to "excerpt" a string. Using them, we can pick up any portion of an existing string to use elsewhere. Each of them has information, called the "argument," enclosed in parentheses. In the LEFT\$ instruction, the first term of the argument states the name of the string we want to excerpt, followed by a comma. The second term indicates the number of characters we want picked up, start-

ing with the leftmost character. An example follows:

```
10 A$="12345"
20 PRINT LEFT$(A$,1)
30 PRINT LEFT$(A$,2)
40 PRINT LEFT$(A$,3)
50 PRINT LEFT$(A$,4)
60 PRINT LEFT$(A$,5)
```

The printout illustrates what LEFT\$ does. RIGHT\$ does the same thing, but starts counting backwards from the rightmost character. Add the following lines:

```
70 PRINT RIGHT$(A$,1)
80 PRINT RIGHT$(A$,2)
90 PRINT RIGHT$(A$,3)
100 PRINT RIGHT$(A$,4)
110 PRINT RIGHT$(A$,5)
```

The printout shows that we can use these two statements to "pick off" any desired number of characters from either the beginning or the end of a string. In both of the instructions, the second term of the argument (number of characters) may be a number or a variable. If, for example, the number four is stored in memory location X the statement LEFT\$(B\$,X) will excerpt the first four characters of the string in location B\$. Should the second term of the argument be larger than the number of characters in the string, the entire string will be returned.

The third statement, MID\$(n\$,n,n), excerpts portions from the middle of an existing string. There are three terms in this argument. The first indicates the string to be used, the second represents the position at which the lift is to start, and the third indicates the number of characters to be lifted from that starting point.

MID\$(A\$,12,7) returns seven characters from string A\$, starting at position 12. The second and third terms may be variables such as MID\$(L\$,X,Y) in which numbers stored in X and Y determine the starting point and the number of characters to be returned. A simple routine is given in Listing 1 to illustrate the use of these three instructions. It also uses the LEN(n\$) instruction.

Line 10 clears the screen, defines variables and deposits a comma in string location A. Lines 20-40 request your name and, using concatenation, build the string in location B (shown in line 45).

The number of characters in the string is now counted by the LEN(B\$), and that number is stored in location X. Lines 50 and 60 set up a FOR-NEXT loop which, using the MID\$ instruction, examines each character in the string starting at position one, character one, and continues until it finds the period after the middle initial.

At this point, execution proceeds to line 70. Here the RIGHT\$ instruction stores the last name in E1 and then line 80 uses the LEFT\$ in-

struction to store the first name and middle initial in E2. Line 90 prints out the results. These statements allow almost unlimited flexibility in the construction and use of strings. Experiment with them a little.

The FRE(n\$) instruction may be used either in the command or the execute mode and returns the amount of string storage space available at that point. It requires an argument in parentheses, but the argument is what is called a "dummy" argument. To get an idea of how this works, load and run the routine in Listing 1. After the printout, type FRE(A), hit ENTER, and the computer will return the number of string space bytes left after entering your name.

The argument A is a dummy; you get the same return if you enter B, C or any other string variable name, even if it is not in use in the program. Try using different variables. If you use a non-string variable in the argument, the computer returns the number of bytes left in RAM. Enter FRE(X) as an example.

This instruction is very useful in building programs where there are a lot of strings, and you want to keep track of how much space is left. This routine is an example:

```
10 CLS: CLEAR 100: DEFSTR A,B
20 FOR I=1 TO 20
30 INPUT "ENTER NAME": A(I)
40 PRINT "YOU NOW
   HAVE: FRE(A): " BYTES
   OF STRING SPACE LEFT"
50 NEXT
```

#### STRINGS(n,character)

Useful in graphics applications, we can instantly create strings of up to 255 repeated characters with this statement. Any letter, digit or symbol on the keyboard may be used, although the ASCII code numbers must be used for the quote mark, comma and colon. The first term of the argument sets the number of characters wanted in the string, and the second term indicates the character itself, or the string location in which that character is stored.

● To print a specific character, use the form PRINT STRING\$(50,"\*"). Here the desired character must be enclosed in quotation marks.

● To print a character stored in a string location, use the form PRINT STRING\$(50,A\$). The variable location name (A\$) is not enclosed in quotes. That character must, of course, have been previously stored in A\$.

● To print a character using its ASCII code number, use the form PRINT STRING\$(50,58). As 58 is the ASCII number for the colon, this command will print a string of 50 colons. The ASCII code number is not enclosed in quotes. Using these codes, any character may be printed, including the graphics patterns which are ASCII numbers 129 through 191. All of the code numbers are listed on pages C/1 and C/2 of your user's manual.

One of the advantages of using this instruc-

tion is its speed of operation and printout. To see the difference, enter and RUN the following lines:

```
10 CLEAR 500: INPUT "ENTER CHARACTER
   TO BE USED": A$: CLS
20 FOR X=0 TO
   254: PRINT TAB(X): A$: NEXT
30 PRINT " ": PRINT
40 PRINT STRING$(255,A$): GOTO 10
```

For formatting output, strings may be prepared to make borders, single lines for column totals using the minus sign, double lines for columns using the equal to sign, etc., and then quickly called as subroutines.

#### ASC(n\$) and CHR\$(n)

In the first part of this article, string comparisons were discussed. At that time, we took a brief look at the ASCII codes. Level II offers two instructions which allow us to operate with these code numbers, if necessary. The ASC(n\$) statement gives you the ASCII code number of the first character of the string that you have specified as the argument. As with other instructions in this group, the argument is enclosed in parentheses. If you want to have the ASCII code of a character returned, and you enter the character manually from the keyboard, it must be in quotes. Entering PRINT ASC("A") returns 65, which is the code number for A. When the character is stored in a string location, the quotes are not used. An example would be:

```
10 A$="5"
20 PRINT ASC(A$)
```

Running these two lines returns the number 53 which is the code for the digit 5. All code numbers are returned in decimal notation. CHR\$(n) performs the reverse operation. In this case, the argument is the ASCII code, and the character itself is returned. Entering the command PRINT CHR\$(91) causes an up arrow to be printed on the video monitor. This is a powerful function, as it permits us to print characters not normally accessible from the keyboard.

We know that we cannot use quotation marks inside a statement to be printed, because the computer interprets the second mark as the end of the line to be printed. Such signs are called delimiters. If the use of quotes is necessary in a printed statement, it may be accessed by using the CHR\$ statement. Type the following command.

```
PRINT "THIS WILL ALLOW " : CHR$(34) : "QUOTE
   MARKS": CHR$(34) : " TO BE USED"
```

No spaces are included with this command, and they must be provided as in the above after the word "allow" and before the word "to".



Since the down arrow is used for line feed, the left arrow for backspace and the right arrow for tabbing, we cannot print them in the normal manner. Using their codes, however, which are 92, 93 and 94, respectively, we may print them by using a line such as:

```
PRINT CHR$(92);CHR$(93);CHR$(94)
```

All of the graphics characters may be printed using their ASCII codes. Be careful when using these codes, as numbers 0 through 31 are assigned to various control operations. RUN the following lines.

```
10 PRINT "FIRST LINE"
20 PRINT CHR$(13)
30 PRINT "LINE 20 HAS CAUSED A LINE
   FEED TO BE EXECUTED"
```

These codes are quite useful, especially when working with printers.

#### INKEY\$

The last of the instructions we will look at is INKEY\$. As the TRS-80 does not come with

joystick-type input devices, this instruction is very useful with real time games, allowing the operator to enter information while the program is running without using the ENTER key.

INKEY\$ causes the computer to scan the keyboard many times per second to see if any information has been entered. If data is found, program execution continues; if not, the search continues. When a character is entered, it is scooped up and stored in a string location, and the scanning procedure continues. The following lines illustrate this function:

```
10 CLEAR 200:DEFSTR A,B
20 CLS:PRINT "ENTER A MESSAGE. WHEN
   FINISHED ENTER A SLASH BAR"
30 A=INKEY$:IF A="" THEN 30
40 IF A="/" THEN 80
50 CLS:PRINT A
60 B=B+A
70 GOTO 30
80 CLS:PRINT B
```

Line 10 clears string space and defines A and B as string variables. Line 20 requests a message and defines the slash bar as the "ending" character. Line 30 sets up the INKEY\$ scan. It

is a closed loop which continues cycling until something is entered from the keyboard. The empty quote marks ("" ) in line 30 are used to designate a null string, or one which has no characters in it.

When a key is pressed, line 30 also deposits that character in string location A, and program execution continues. Line 40 tests for the ending character, and if the test fails, line 50 prints the character entered at position 0 on the monitor screen. Lines 60 and 70 then build the string using concatenation.

Execution now returns to line 30 for further entry. When a slash bar is entered, it is detected by line 40, which causes a branch to line 80 for printout and termination. As mentioned, this function bears much investigation to fully realize its potential.

Chapter 5 of the Level II manual starts with the words, "Without string handling capabilities, a computer is just a super-powered calculator." Though this is an exaggeration, using strings makes possible operations which simply cannot be done on a programmable calculator. And the further we dig into these instructions, the more obvious this becomes. ■

## THE WAIT IS OVER

Now for the first time, Cpaids, is making available its **Federal 1040 Tax** package for the TRS-80 Model II.

Featuring -1% and 3% medical limitation incorporated, auto checks for FICA over withholding, auto earned income credit, auto dividend exclusions, types tax preparer's Fed. ID and SSN; proformas all forms for subsequent years.

Schedules - A, B, C, D, E, F, G, R/RP, SE, TC, ES

Forms - 2106, 2119, 2210, 2441, 3468, 3903, 4625, 4972, 4726, 4797, 5695, 6521

Requires 64 K with dual disks using CP/M.

CALL TOLL FREE  
800-321-2430

✓388  
**CPAIDS**®

1640 Franklin Ave., Kent, Ohio 44240

**10% OFF** TRS-80 MODEL II



**\$3,499.00**

**4K Level I** List \$499.

**ONLY \$449.00**

**16K Level II** List \$849.00

**ONLY \$759.00**

Also **BELOW LIST PRICES** on disk drives, printers, software, peripherals

**SEIDEL'S ELECTRONICS**

Rt. 94 & Vail St., Blairstown, N.J. 07825

✓195 (201) 362-6191

**Radio Shack** DEALER

## Micro Computers and Civil Engineering

The machine can do it — but you need the application package to make it work for you.

We have brought together the most powerful civil engineering tools available, USA-COGO (Civil Engineering Coordinate Geometry), USA-EARTH (Earthwork Design Quantities), and USA-STRESS (Structural Engineering System Solver). Each system provides a complete data entry and change system in addition to the powerful problem analyzer tied together through a common menu driver.


It's available to you now on your choice of CP/M or TRSDOS in source code BASIC or FORTRAN. For additional information, call us at (314) 878-1277, or write:

*Universal Software Applications, Inc.* ✓301

13001 Cannes Drive  
St. Louis, Missouri 63141

"Turning Dreams Into Reality"

NEW!



✓ 457

# SAMS CIRCUIT DESIGN SOFTWARE.

**37 TECHNICAL PROGRAMS TO LET YOU SPEND LESS TIME ON ROUTINE CALCULATIONS, STATISTICS, AND ANALYSES...MORE TIME ON CREATIVE DESIGN AND ENGINEERING.**

Sams—the leader in technical publishing—now offers the most advanced engineering software systems available. These tested, documented, debugged programs can be used as stand-alone programs or as subroutines for more complex programs.

■ **FASTER INFORMATION**—Solve simultaneous equations with real and complex coefficients and polynomial roots. Quickly determine the effects of an infinitely variable set of design parameters. Plot graphs for various functions while varying scales to fit data.

■ **EASY TO RUN**—7 cassettes include 37 debugged programs.

■ **FULLY DOCUMENTED**—Easy-to-read and follow instructions.

■ **DESIGNED FOR POPULAR MICROCOMPUTERS**—Designed for use on TRS-80\* systems having Level II BASIC and at least 16K RAM; many of the routines can be adapted to run on other popular computers. Programs will be available soon for Apple and Ohio Scientific.

■ **PROGRAMMED, TESTED, AND DEBUGGED BY HOWARD M. BERLIN**—Howard M. Berlin—an author in the Blacksburg Series—is an electrical engineer with the Chemical Systems Laboratory at Aberdeen Proving Ground, Maryland, and has been adjunct instructor in the Department of Electrical Engineering at the University of Delaware.

- ☐ **PLOTTING GRAPHS FOR VIDEO DISPLAY (5 Programs)**  
Histograms, Cartesian Plots, Semi-Logarithmic Plots, Log-Log Plots, Polar Plots. #26006. \$16.95.
- ☐ **PLOTTING GRAPHS FOR LINE PRINTER (3 Programs)**  
Cartesian Plots, Semi-Logarithmic Plots, Polar Plots. #26000. \$16.95.
- ☐ **ACTIVE FILTER DESIGN (6 Programs)**  
Low and High-Pass (Bessel, Butterworth, 1, 2, and 3-dB Chebyshev), State-Variable Filter, Bandpass Filters with Q's less than 10 and 50, Sluggish-Tuned Butterworth Bandpass Filters (2, 3, or 5 states), Notch Filter. #26001. \$21.95.
- ☐ **DESCRIPTIVE STATISTICS & REGRESSION ANALYSIS (3 Programs)**  
Descriptive Statistics (mean, standard deviation, variance, kurtosis, z-scores), Curvilinear Regression (linear, inverse, polynomial, exponential, logarithmic), Multivariable Linear Regression. #26002. \$21.95.
- ☐ **ELECTRONICS I (5 Programs)**  
Zener Diode Voltage Regulator Design, 555 Timer Design (monostable and astable circuits), Transistor Bias Parameters, Single-Stage Transistor Amplifier Design, Heat Sink Selection and Design. #26003. \$16.95.
- ☐ **ELECTRONICS II (7 Programs)**  
4-Quadrant Arctangent Function, Rectangular/Polar Conversion and Complex Number Mathematics, Minimum and Maximum Values of an Array, Roots of Polynomials with Real Coefficients, Inverse Laplace Transforms of a Transfer Function, Solution of Simultaneous Equations with Real and Complex Coefficients. #26004. \$16.95.
- ☐ **ELECTRONICS III (8 Programs)**  
Average and RMS Values of a Periodic Function, Fourier Series Expansion of a Period Function, Fourier Transform and Spectrum Plot, Analysis of Damped Oscillations, Impedance Matching Pads, Pi-TEE (delta-tee) Transforms. #26005. \$16.95.
- ☐ **CIRCUIT DESIGN PROGRAMMING BOOK FOR THE TRS-80**  
Circuit Design Programs for the TRS-80 by Howard M. Berlin features all of the programs listed above... and more. #21741. \$10.95.

Indicate quantities in the boxes above and return entire ad with order.

Mail to: Howard W. Sams & Co., Inc. • 4300 West 62nd Street  
Indianapolis, IN 46206. (317) 298-5400.

AMOUNT OF ORDER \$ \_\_\_\_\_  
(add local tax where applicable)

☐ PAYMENT ENCLOSED AD058  
☐ CHECK ☐ MONEY ORDER  
☐ VISA ☐ MASTER CHARGE Interbank No. \_\_\_\_\_

Expiration Date \_\_\_\_\_

Account No. \_\_\_\_\_

Name (print) \_\_\_\_\_

Signature \_\_\_\_\_

Address \_\_\_\_\_

City \_\_\_\_\_ State \_\_\_\_\_ Zip \_\_\_\_\_

SEND INFORMATION ABOUT PRICE AND AVAILABILITY FOR SAMS SOFTWARE  
FOR ☐ APPLE ☐ OHIO SCIENTIFIC

Sams Software Systems are available from major Sams Distributors and Computer Stores. Prices good in U.S.A. only. In Canada, contact Lenbrook Industries, Ltd., Scarborough, Ontario, M1H 1H5, Canada. Offer expires 12/31/80.

\*TRS-80 is a registered trademark of Radio Shack, a division of Tandy Corp.

# Sams Books.





## Small Business Inventory System

Accounting information   Order entry   Inventory control   Invoicing

Westech's *Small Business Inventory System* is a powerful and comprehensive inventory / accounting package for the TRS-80. Order entry, goods on hand, inventory control, inventory replacement and restocking procedures are all organized with the aid of the system.

*SBIS* will handle credit card and layaway sales, order cancellations and discounted sales. Complete lists of all inventory detailing product type, quantities and item code numbers can be printed whenever required. Information available to the operator of the system includes part numbers, item descriptions, product codes, list prices, costs, average costs, quantities on hand, physical locations, when to re-order and who the vendors are.

Items that are 'lost' can be traced with the aid of a unique search routine. It will maintain data regarding lot quantities, quantity of sales year-to-date, sales for last year, item numbers and when an order is due to be delivered. *SBIS* stores and maintains accurate daily, monthly and yearly sales figures.

Storage capacity? As many as 10,000 different line items may be stored on a TRS-80 Model One having four 77 track drives. Capacity with four 40 track drives is 5,000 line items and 2,200 on just two 40 track drives. The TRS-80 Model Two will handle about 25,000 line items. Sorting and looking for items is very fast, as Westech's *SBIS* utilizes machine language in-memory sort routines. The system requires 32K, two disk drives and a suitable printer (for permanent records).

A complete Model One documentation manual and demonstration disk is available for \$35 (which is deductible from the purchase price of \$545.00. *SBIS* is also available for the Model Two for only \$595.00 - a demonstration disk and Model Two documentation is \$40.00 (also deductible from the purchase price of the system).

See your nearest *IJG Authorized Dealer* for more information on this exciting *SBIS* time and money saving system.

### PARTIAL LISTING OF PARTICIPATING IJG COMPUTER SERVICES RETAIL DEALERS

**H & E COMPUTRONICS**  
10 Drexel Court  
Spring Valley, NY 10977  
(914) 425-1535 (800) 431-2818

**THE DATA CONNECTION**  
11818 Wilshire Blvd.  
Los Angeles, CA 90025  
(213) 479-1980 M. McCartney

**BIAS, INC.**  
49-A Cedar St.  
Manchester, CT 06040  
(203) 643-2544

**LINGO ENTERPRISES**  
1052 Artesia Blvd.  
Long Beach, CA 90805  
(213) 422-0289

**HEINZ WILGEN**  
Tandy/R.S. Vertragshandler  
Im Handenhof 11, 2900 Oldenburg  
Germany (0441) 3 68 22

**DATA FLOW CORPORATION**  
24312 Via Viejo  
El Toro, CA 92630  
(714) 768-7623

**THE PROGRAM STORE**  
4200 Wisconsin Ave., N/W  
Washington, DC 20016  
(202) 337-4691

**LEVEL IV PRODUCTS, INC.**  
32238 Schoolcraft  
Livonia, MI 48154  
(313) 525-6200 (800) 521-3305

**CUSTOM APPLICATION SOFTWARE**  
P.O. Box 1119  
Placentia, CA 92670  
(714) 996-7474

**HOUSTON MICROCOMPUTER**  
5313 Bissonnet  
Bellaire, TX 77586  
(713) 661-2005

**DC COMPUTER PRODUCTS**  
596 Taylor Way  
Belmont, CA 94002  
(415) 592-4222 (800) 227-7362

**APPARAT, INC.**  
3973 South Olive  
Denver, CO 80237  
(303) 758 7275

WRITE, PHONE OR CALL FOR FURTHER DETAILS



✓ 37



## IJG COMPUTER SERVICES

569 N. MOUNTAIN • SUITE B • UPLAND, CA 91786 • (714) 982-7829

\*TRS-80 is a trademark of the Tandy Corporation.



# RADEX



## random access data executive

T.M.\*

The I.J.G. Random Access Data Executive (*RADEX-10*) is a sophisticated database management system. Written in disk BASIC, the program enables you to create and manipulate databases with up to 10,199 records, any of which can be accessed within seconds. The minimum system required to use *RADEX-10* is 32K of memory and 2 disk drives. A printer is not needed to use the program.

*RADEX-10* enables you to create and manipulate databases easily and quickly, without any programming. You can use *RADEX-10* to maintain any type of file or record requiring fast access and maximum use of disk space. As a self contained system *RADEX-10* is almost self-explanatory. All operator prompts and messages are in plain english - not computerese.

The standard system consists of six program modules, which load and execute automatically as required. You can create files, add data, remove data, change data, generate reports, produce mailing labels (if you have a printer) and generally manipulate your data - all without writing a single program line!

All of the program modules are designed to handle specific tasks within the system. The modules are designed to be 'transparent' to the user, all file creation and manipulation being taken care of automatically.

The Report module is one of the most flexible and powerful available for a TRS-80 database system. It allows you to search all the records, or a selected range of records, and list only the records that meet the conditions specified. You can specify up to 30 separate conditions that a record must meet, and any of the conditions can be applied to any separate part of a record. Conditions that can be selected are; equal to, greater than, less than or alphanumeric match (on alphanumeric parts of records). Logical operators AND, OR, AND NOT and OR NOT can also be performed on the specified conditions.

After the conditions for a report are specified they are stored on disk, so that you can have several different reports available on the same data.

Reviewed in the July issue of *80 Microcomputing*, *RADEX-10* comes with a 40 page manual and will operate with TRSDOS or NEWDOS. Versions are available for 35, 40 or 77 track disk drives. This extremely versatile system is only \$99.00, the manual is available separately for \$15.00 (with full credit towards program purchase).

### C.A.S. Report Sort Module

This new add-on module for *RADEX-10*, or the *Universal Database Manager*, allows you to sort your *RADEX-10* database on any field and output the result to a printer or the screen. The report will also be sorted on any specified output field. A high speed in-memory machine language subroutine, especially developed by *RACET computes*, is used to perform the sorts.

### C.A.S. Database Sort Module

Using this module you can sort your entire *RADEX-10* database, or portion of the database, on any field. The sorted records can be output to a new file, or appended to the existing file. You can select the records to be sorted with both relational (greater than, less than, equal to or alphanumeric match) and logical comparisons. In this way you can create new *RADEX-10* files containing subsets of the main database. A high speed machine language subroutine is also used in this module.


### C.A.S. Database Editor

If you need to add, delete or change any fields in your *RADEX-10* database, without re-entering all the existing data, then this program is the answer. With it you can completely restructure or edit your database with ease, make fields longer or shorter, change the sequence of information, or even insert completely new fields.

All the modules work with either *RADEX-10* or the *Universal Database Manager*, but require 48K and *NEWDOS*.

Complete with extensive documentation, the modules are available to registered *RADEX-10* or *Universal Database Manager* owners for \$99.00 each.

ASK FOR A DEMONSTRATION AT YOUR LOCAL DEALER



## IJG COMPUTER SERVICES

569 N. MOUNTAIN • SUITE B • UPLAND, CA 91786 • (714) 982-7829





*A peripheral worth considering.*

# The Light Pen

Hugo T. Jackson  
#401-1873 Nelson St.  
Vancouver, B.C.  
V6G 1M9

3G Light Pen  
3G Company  
Gaston, OR  
\$34.95

you do. That's an expensive proposition, even if it's only your time that's spent training him.

Your first home application isn't that successful either, if, like myself, you had intended to develop some educational programs for a child of six. Have you ever tried to explain "SYNTAX ERROR IN 140" to a child who can't even read?

## The Light Pen

Fortunately, there is an answer to the problem, and it is called a light pen. What this marvelous device does is specify locations on the video monitor simply by placing the pen point directly over them.

The pen is quite simple, and, although designers may employ different refinements, they are all built on the same basic principle.

In the tip of the light pen is a photocell, phototransistor or similar electronic device. These components are all light sensitive. The pen's circuitry differentiates between two levels of light.

In computer applications, this translates to the pen's determination of whether or not a particular screen location is illuminated (by a letter or graphics character) or blank.

Aware of a light pen's potential, I reacted quickly to an

advertisement from the 3G Company. After three and one-half weeks—interrogating the post-

man daily—the light pen was finally delivered. Opening the well-packaged container, I

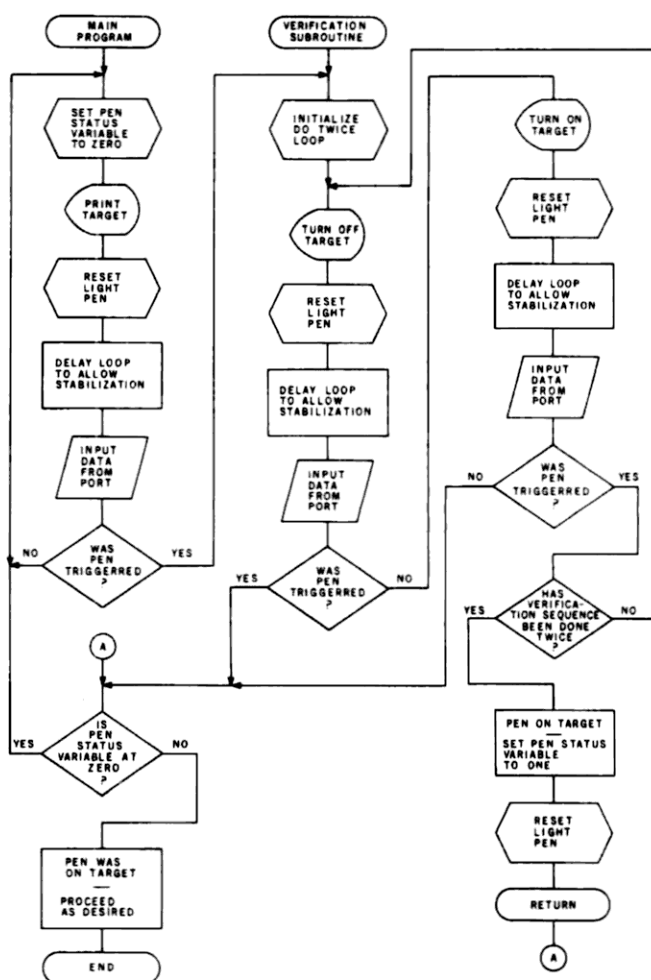


Fig. 1. Flowchart of main program requirements before branching to subroutine and logic of the verification subroutine.

### Program Listing 1. Light Pen Detection Subroutine.

```

100 '*****
110 'FIGURE 2:
120 'LIGHT PEN DETECTION
130 'SUBROUTINE
140 '
150 'BY HUGO T. JACKSON
160 '*****
170 '
180 'ASSIGNMENT OF VARIABLES:
190 '
200 'A = PEN STATUS VARIABLE
210 'A=1: SUBROUTINE
    DETERMINED PEN
    WAS INDEED ON
    TARGET.
220 'A=2: SUBROUTINE
    DETERMINED PEN
    WAS NOT
    ON TARGET
240 'B = FOR/NEXT LOOP THAT
    REPEATS DETECTION
    ROUTINE TWICE TO
    INSURE ACCURACY.
260 'C = FOR/NEXT LOOPS USED
    TO ALLOW THE DISPLAY
    TO STABILIZE BEFORE
    TESTING VALUE AT
    LIGHT PEN'S PORT
    ADDRESS.
280 'LO# = A TWO CHARACTER
    GRAPHICS STRING USED
    AS THE TARGET.
300 'OF# = TWO BACKSPACES TO
    ERASE THE TARGET TO
    CHECK IF THERE IS
    NOW LOW LOGIC AT
    THE PEN'S PORT
    ADDRESS.
310 '
320 '*****
330 '
340 'MAIN PROGRAM:
350 'LINE NUMBERS 100-1000
    REPRESENT STATEMENT THAT
    MUST BE INCLUDED PRIOR
    TO TESTING THE PORT
    ADDRESS. THE CONDITIONAL
    BRANCH IS ALSO INCLUDED.
360 '
370 '*****
380 '
390 'INITIALIZE THE TWO STRINGS
400 'LO#-STRING$(2,143)
410 'OF#-STRING$(2,8)
420 'SET PEN STATUS VARIABLE
    TO ZERO
430 'A=0
440 'RESET LIGHT PEN
450 'OUT 99,0
460 'PRINT 0, LO#;
470 'PRINT TARGET
480 'FOR C=1 TO 5:NEXT C
490 'IF PEN IS TRIGGERED, GO
    TO DETECTION SUBROUTINE
    AND SEE IF IT WAS ON THE
    TARGET.
490 IF INP(99)>128 GOSUB 630
500 'IF PEN WAS ON TARGET
    SUBROUTINE WILL RETURN
    WITH VALUE OF A=1, THAT
    BEING THE CASE, THE
    PROGRAM WILL THEN BRANCH
    TO LINE *****.
510 IF A=1 GOTO 540
520 'PEN WAS NOT ON TARGET SO
    GO BACK AND LOOP UNTIL
    IT IS.
530 GOTO 420
540 PRINT 64, "LIGHT PEN ON TARGET"
550 END
560 '
570 '*****
580 '
590 'DETECTION SUBROUTINE
600 '
610 '*****
620 'FIRST SET UP FOR NEXT
    LOOP SO THAT WHOLE ROUTINE
    IS DONE TWICE.
630 FOR B=1 TO 2
640 'TURN OFF TARGET
650 PRINT OF#;
660 'RESET LIGHT PEN
670 OUT 99,0
680 'ALLOW DISPLAY TO STABILIZE
690 FOR C=1 TO 5:NEXT C
700 'TEST PORT:
    IF PEN STILL AT HIGH LOGIC
    THEN PEN NOT ON TARGET SO
    RETURN - ELSE CONTINUE
    DETECTION ROUTINE.
710 IF INP(99)>127 THEN RETURN
720 'NOW TURN TARGET BACK ON
730 PRINT LO#;
740 'RESET LIGHT PEN AGAIN
750 OUT 99,0
760 'ALLOW SCREEN TO STABILIZE
770 FOR C=1 TO 5:NEXT C
780 'CHECK PORT VALUE:
    IF PEN NOT AT HIGH LEVEL
    LOGIC THEN PEN IS NOT ON
    TARGET SO RETURN - ELSE
    CONTINUE.
790 IF INP(99)<=127 THEN RETURN
800 'REPEAT DETECTION ROUTINE
810 NEXT B
820 'DETECTION ROUTINE HAS
    BEEN PERFORMED TWICE AND
    PROGRAM CONTROL HAS NOT
    BEEN RETURNED TO MAIN
    PROGRAM, THEREFORE PEN
    MUST BE ON TARGET, SO
    FIRST SET PEN STATUS
    VARIABLE TO A=1.
830 A=1
840 'THEN RESET LIGHT PEN.
850 OUT 99,0
860 'FINALLY RETURN CONTROL
    TO MAIN PROGRAM.
870 RETURN
880 '
890 '
900 '*****

```




Photo 1. The 3G light pen. The connector at the end plugs into the expansion slot at the rear of the TRS-80.

must be executed prior to polling of the port address.

An additional problem is that the light pen doesn't care what type of light falls on it. As a result, it goes to a high logic state whether it is pointed at the video monitor, a desk lamp or even out the window on a sunny day. We work around this by providing "targets" on the monitor which indicate to the user where the pen must be placed, in order for his response to be recorded.

If you look at the flowchart in Fig. 1, you see that by turning on and off the "target" and comparing the screen condition with the value received from the light pen port, we are able to ascertain whether or not the pen is pointed at a particular target.

The flowchart leads to the development of subroutines such as the one in Program Listing 1. Prior to branching to the subroutine, the pen is reset and the port polled. If the pen is at high logic (255), it may well be over the target, so we branch to the subroutine to verify this. If the pen returns a value of less than 128, it obviously cannot be over a lit portion of the screen, so we loop back and continue polling the port until the pen is triggered again.

If, however, the pen does return with a value of 255, then we proceed with the subroutine's verification. To ensure that the pen is over the target we turn the target on again, reset the pen and poll the port. If the pen is

found a demonstration program on cassette, two sheets of instructions and the light pen.

Wonder of wonders, the program loaded the first time, and when I ran it, the familiar tic-tac-toe grid appeared on the screen.

Although the pen's instructions indicated that my monitor might require adjustment of the contrast and brightness controls, I was happy to discover that the levels at which I usually have the monitor set were quite acceptable.

While tic-tac-toe is popular with my son, it is not the most intriguing game that I have ever played, so it wasn't long before I began thinking of other applications for the light pen. To ensure success, I first had to understand exactly how the pen worked.

### Polling the Port

The light pen is assigned a port address of 99 and is controlled in BASIC programs with the INP and OUT commands. Using either equivalence (A = INP(99)) or conditional (IF INP(99)>128 GOTO 1310) statements, the program polls the port address of the pen and returns with either a value of 127 or 255. This indicates whether the light pen is on an unlit or illuminated portion of the screen.

However, before the port is polled, it is necessary to reset the pen logic, as the circuitry latches and holds high state logic; i.e., once the pen has been triggered, it returns a value of 255, whether or not it has been subsequently moved to an unlit portion of the screen. The statement OUT 99 resets the pen and

### Program Listing 2. Speedo

```

1000 REM *****
1010 REM
1020 REM THE GAME OF SPEEDO
1030 REM
1040 REM BY HUGO JACKSON
1050 REM
1060 REM *****
1070 REM
1080 REM ASSIGNMENT OF VARIABLES:
1090 REM
1100 REM A1 = FOR/NEXT LOOP
1110 REM A2 = FOR/NEXT LOOP
1120 REM A4 = ROW VALUE OF CURRENT TARGET POSITION
1130 REM A5 = COLUMN VALUE OF CURRENT TARGET POSITION
1140 REM A6 = PIXEL VALUE FOR DISPLAY ARRAY:
1150 REM A6(0)=131 - TARGET AT
    TOP
1160 REM A6(1)=140 - TARGET AT
    MIDDLE
1170 REM A6(2)=176 - TARGET AT
    BOTTOM
1180 REM
1190 REM A7 = ON POSITION INDICATOR
1200 REM A8 = RANDOM DIRECTION INDICATOR
1210 REM A9 = CURRENT TIMING VALUE
1220 REM A10 = CURRENT MATCH NUMBER
1230 REM A11 = CURRENT MATCH SCORE
1240 REM A12 = CURRENT TOTAL SCORE
1250 REM A13 = PRINT POSITION FOR CURRENT MATCH
1260 REM
1270 REM B1 = CURRENT SCREEN LOCATION OF TARGET
1280 REM B2 = NEW SCREEN LOCATION OF TARGET
1290 REM *****

```

Program continues



# DOSPLUS 3.0

Faster And More Efficient Than:

- TRSDOS
- NEWDOS +
- VTOS

DOSPLUS Uses less memory and still offers all the commands of the other major operating systems, AND some innovative and useful features of our own design. DOSPLUS is now available for the TRS - 80\* Model I, II, and III

#### LIBRARY OF COMMANDS:

APPEND	ATTRIB	AUTO	BOOT	BUILD
CLEAR	CLOCK	COPY	CREATE	DATE
DEBUG	DEVICE	DIA	DO	DUMP
FORMS	FREE	KILL	LIB	LIST
LOAD	PAUSE	PROT	RENAME	RSQ32
TIME	TRACE	VERIFY		

#### BUILT - IN FEATURES:

AUTOMATIC LOWERCASE  
SCREEN PRINTER  
KEYBOARD DEBOUNCE  
REPEATING KEYBOARD

#### UTILITIES:

COPY 1  
RESTORE (DEAD FILES)  
DISK DUMP/CMD  
FORMAT  
TRANSFER  
PURGE  
CLEARFILE  
BACK-UP

## NEW FROM MICRO-SYSTEMS!!!

Master Diskette Directory Ver 1.0 -

This program will read the directories of up to 160 diskettes or 5000 files! Insert your diskette in the drive, press enter, and it works automatically to read, store, and categorize your files. No more looking through box after box of diskettes looking for those favorite programs that are "Around Here Somewhere". You can get a listing of all the files on all the diskettes. In addition, you can list them by file extension, diskette number, or program category. With master directory, you need never again worry about the frustration of not being able to locate a particular program. Master directory will search for a particular file name and give you every occurrence of that file, its size, and the diskette number that contains it.

A totally self contained, machine language program on a self-booting diskette; master directory will work equally well on single or multiple drive systems.

DOSPLUS—\$99.95

MASTER DIRECTORY—\$29.95

Please Contact:  
Micro Systems Software Inc.  
5846 Funston Street  
Hollywood, Florida 33023  
1 (305) 983-3390

✓ 384



Coming Soon: Dosplus 4.0 for 10 - Megabyte TRS - 80s\*

\* TRS - 80 is a trademark of Tandy Corp

```

1300 REM
1310 REM INITIALIZE AND DEFINE VARIABLES ETC.
1320 REM
1330 RANDOM
1340 CLS
1350 DEFINT A-C
1360 DIM A6(3)
1370 A6(0)=131
1380 A6(1)=140
1390 A6(2)=176
1400 A9=0
1410 AA=1
1420 AB=0
1430 AD=571
1440 REM POKE HORIZONTAL BORDER INTO DISPLAY MEMORY
1450 FOR A1=15360 TO 15407
1460 POKE A1,131
1470 POKE A1+960,131
1480 NEXT A1
1490 REM POKE VERTICAL BORDER INTO DISPLAY MEMORY
1500 FOR A1=15360 TO 16256 STEP 64
1510 POKE A1,191
1520 POKE A1+47,191
1530 NEXT A1
1540 REM PRINT TITLE AND OTHER PERMANENT DISPLAY MATERIAL
1550 PRINT# 50,STRING$(14,61);
1560 PRINT# 118,"SPEEDO";
1570 PRINT# 178,STRING$(14,61);
1580 PRINT# 434,"MATCH SCORES";
1590 PRINT# 498,STRING$(14,45);
1600 PRINT# 882,STRING$(14,45);
1610 REM ENTRY POINT FOR EACH NEW MATCH
1620 PRINT# 306,"TIME:";
1630 PRINT# AD-9,"MATCH"AA;"=";AB;
1640 REM DISPLAY TIME DELAY FOR THE BEGINNING OF EACH
VOLLEY
1650 PRINT# 399,"COUNTDOWN TO EVENT";
1660 FOR A1=10 TO 0 STEP -1
1670 FOR A2=1 TO 100:NEXT A2
1680 PRINT# 471,A1;
1690 NEXT A1
1700 REM ENSURE ALL PRIOR TEXT ERASED FROM DISPLAY
1710 PRINT# 333,STRING$(28,32);
1720 PRINT# 399,STRING$(18,32);
1730 PRINT# 478,STRING$(4,32);
1740 REM RANDOMLY DETERMINE INITIAL X-Y CO-ORDINATES
OF TARGET
1750 AA=RND(14);
1760 AD=RND(43)+1;
1770 B1=15360+(64*AA)+AS
1780 A7=RND(3)-1;
1790 REM PRINT TARGET
1800 POKE B1,A6(A7);
1810 POKE B1+1,A6(A7);
1820 REM RESET LIGHT PEN
1830 OUT 99,0
1840 REM TIMING LOOP TO ALLOW DISPLAY/PEN TO STABILIZE
1850 FOR A1=1 TO 8:NEXT A1
1860 REM TEST FOR TRIGGERING - IF NO THEN BRANCH
1870 IF INP(99)<128 GOTO 2330
1880 REM ROUTINE TO TEST IF PEN WAS DIRECTLY OVER TARGET
1890 FOR A1=1 TO 2
1900 REM LOAD CURRENT TARGET POSITION WITH BLANKS
1910 POKE B1,32
1920 POKE B1+1,32
1930 REM TIMING LOOP TO ALLOW DISPLAY TO STABILIZE
1940 FOR A2=1 TO 15:NEXT A2
1950 REM RESET LIGHT PEN
1960 OUT 99,0
1970 REM TIMING LOOP TO ALLOW DISPLAY/PEN TO STABILIZE
1980 FOR A2=1 TO 5:NEXT A2
1990 REM TEST FOR TRIGGERING - IF TRIGGERED THEN PEN
CANNOT
BE OVER TARGET AS IT IS NOW OFF - SO BRANCH TO
PENALTY SECTION
2000 IF INP(99)>127 GOTO 2240
2010 REM TURN TARGET BACK ON
2020 POKE B1,A6(A7);
2030 POKE B1+1,A6(A7);
2040 REM TIMING LOOP TO STABILIZE DISPLAY/PEN
2050 FOR A2=1 TO 10:NEXT A2
2060 REM TEST FOR TRIGGERING - IF PEN NOT TRIGGERED THEN
IT IS NOT OVER TARGET AS IT IS NOW ON - BRANCH
TO
PENALTY SECTION
2070 IF INP(99)<127 GOTO 2240
2080 REM REPEAT TEST SECTION TO INSURE ACCURACY
2090 NEXT A1
2100 REM RESET LIGHT PEN
2110 OUT 99,0
2120 REM INCREMENT MATCH POINT VALUE
2130 AB=AB+1
2140 REM PRINT CURRENT SCORE
2150 PRINT# AD,AB;
2160 REM ERASE TARGET AT CURRENT POSITION
2170 POKE B1,32
2180 POKE B1+1,32
2190 REM NOTIFY USER OF SUCCESSFUL POINT
2200 PRINT# 339,"YOUR POINT";
2210 REM BEGIN NEW VOLLEY
2220 GOTO 1650
2230 REM THIS IS THE PENALTY SECTION WHICH CONSISTS OF
ADDING TEN TIME UNITS TO THE CURRENT VALUE
AND RETURNING TO THE MATCH LOOP
2240 A9=A9+10
2250 IF A9>=101 GOTO 2600
2260 POKE B1,32
2270 POKE B1+1,32
2280 PRINT# 333,"PENALTY FOR INACCURACY";
2290 PRINT# 312,A9;
2300 FOR A2=1 TO 100:NEXT A2
2310 GOTO 1650
2320 REM PROGRAM SECTION TO INCREASE TIME VALUE AND

```

Program continues

```

CALCULATE NEW POSITION FOR TARGET
2330 A9=A9+1
2340 IF A9=101 GOTO 2600
2350 PRINT# 312,A9
2360 REM RANDOMLY CALCULATE DIRECTION
2370 A8=RD(9)
2380 REM AND CALCULATE NEW POSITION ACCORDING TO RANDOM
      CHOICE
2390 IF A8=9 THEN A4=20:A5=50
2400 IF A8=1 THEN A7=A7-1:A5=A5-1
2410 IF A8=2 THEN A5=A5-1
2420 IF A8=3 THEN A7=A7+1:A5=A5-1
2430 IF A8=4 THEN A7=A7+1
2440 IF A8=5 THEN A7=A7+1:A5=A5+1
2450 IF A8=6 THEN A5=A5+1
2460 IF A8=7 THEN A7=A7-1:A5=A5+1
2470 IF A8=8 THEN A7=A7-1
2480 IF A7=-1 THEN A7=20:A4=A4-1
2490 IF A7=3 THEN A7=0:A4=A4+1
2500 REM MAKE SURE TARGET IS WITHIN BOARD BOUNDARIES
2510 IF A4<13 OR A4>14 THEN A4=RD(14)
2520 IF A5<44 OR A5>45 THEN A5=RD(43)+1
2530 B2=15360+(64*A4)+A5
2540 REM DISPLAY TARGET AT NEW POSITION
2550 POKE B1,32
2560 POKE B1+1,32
2570 B1=B2
2580 GOTO 1800
2590 REM END OF MATCH SO INCREMENT MATCH VARIABLE AND
      INITIALIZE MATCH SCORE VARIABLE ETC.
2600 AC=AC+A8
2610 AA=AA+1
2620 IF AA=6 GOTO 2750
2630 A9=0
2640 PRINT# 312,"0 ";
2650 A8=0
2660 AD=AD+64
2670 REM NOTIFY USER OF NEW MATCH
2680 PRINT# 339,"NEW MATCH";
2690 POKE B1,32
2700 POKE B1+1,32
2710 FOR A2=1 TO 100:NEXT A2
2720 REM RETURN TO MATCH LOOP
2730 GOTO 1630
2740 REM END OF GAME ROUTINE
2750 POKE B1,32
2760 POKE B1+1,32
2770 PRINT# 267,STRING$(26,61)
2780 REM NOTIFY USER OF END AND PRINT TOTAL AND AVERAGE
      SCORE
2790 PRINT# 340,"GAME END";
2800 PRINT# 395,STRING$(26,61);
2810 PRINT# 524,"AVERAGE MATCH SCORE:";AC/5;
2820 PRINT# 590,"TOTAL GAME SCORE:";AC;
2830 PRINT# 715,STRING$(26,61);
2840 REM RESET LIGHT PEN
2850 OUT 99,0
2860 REM CHECK FOR TRIGGERING OF ANY KIND - IF NONE RESET
      LIGHT PEN AND CHECK AGAIN
2870 IF INP(99)<=127 GOTO 2850
2880 REM TIMING LOOP TO ALLOW FOR USER TO MOVE PEN AWAY
      FROM THE LIGHT SOURCE
2890 FOR A2=1 TO 500:NEXT A2
2900 REM RESET LIGHT PEN
2910 OUT 99,0
2920 REM IF LIGHT PEN IS NO LONGER TRIGGERED THEN RETURN
      TO
      BEGINNING OF THIS LOOP - OTHERWISE USER DESIRES
      ANOTHER GAME SO AFTER CLEAR - GOTO PROGRAM
      BEGINNING
2930 IF INP(99)<=127 GOTO 2850
2940 CLEAR
2950 GOTO 1340

```

Program continues

still on target, the port returns a value of 255. If it doesn't, we return to the main program, having been unsuccessful in verifying the "hit."

To make absolutely certain the pen is on target, it is best to repeat this whole sequence once again, which is why the detection portion of the subroutine is nested in a "do twice" FOR/NEXT loop. If the pen falls through the FOR/NEXT loop without having been returned to the main program, we can safely assume that the pen is on target.

To record positive verification, the pen status variable is set to one, the light pen is reset, and program control is returned to the main program. How the program proceeds after verification of the pen being on target is up to the programmer.

The final software consideration is to provide for situations where more than one target is presented to the user. This is accomplished in the main program with a FOR/NEXT loop which sequentially turns on each target and then checks the port address for triggering.

If the pen has been triggered, the program branches to the detection subroutine and determines if the pen is over the target currently being printed. Even though the pen may be placed on a target other than the one presently being polled, the FOR/NEXT loop quickly cycles

through all the target locations until the subroutine returns with positive verification of the pen at the current target position.

## Two Programs

To date, my experimentation with the light pen has resulted in two programs. The first is a short general history quiz which also instructs you in the use of the light pen. The second program is a challenging target game. None of the remarks are used for branching purposes in either program, so they may be deleted when you enter the program. If you leave them in the target game, they are a handicap as they slow down the program's execution substantially.

Apparently, other manufacturers besides 3G offer light pens that utilize the cassette port for polling and resetting. If you own one of these other pens, these two programs will run properly, if you change all I/O commands to OUT (255) and INP(255). The values returned from the port address on polling are undoubtedly 0 and 1. These values should be substituted for the 127 and 128 values used in my programs.

For those of you without a light pen, Compututor History Quiz can easily be adapted for regular keyboard input. The questions are multiple choice.

## The Game of Speedo

The target in Speedo moves

# UCSD\* System for TRS-80 Model II†

The most portable operating system now supports FORTRAN. Pascal and/or FORTRAN modules are compiled in universal P-code, so they can run on most microprocessors, often without recompiling. Programs execute up to 10 times faster than comparable BASIC programs, and use much less memory. Ready to run on TRS-80 Model II (64K).

## FEATURES

- Interactive operating system—dynamic overlays, disk file handling, run-time support and block I/O routines.
- Fast, one pass compilers.
- Two Editors—one screen oriented for programming and text editing, one character oriented for hard copy terminals.
- File handler to manipulate disk files.
- Macro-assembler that produces code for linking with Pascal or Fortran programs.
- Linker for link-editing of object and assembly code modules.
- Library of program modules and utilities.

## PLUS, from PCD Systems

- Disk formatting program to initialize diskettes in single or double density formats.
- Configuration program for serial I/O.
- Disk-set program to permit separate assignment of density and format characteristics for each disk drive.

## DOCUMENTATION

- UCSD System Manual (400 pages).
- Beginner's Guide To UCSD Pascal.
- Pascal User Manual & Report.
- Fortran User's Manual with Fortran systems.

## PRICES

- UCSD System with Pascal Compiler \$350
- with Pascal and Fortran Compilers \$500
- Fortran Compiler alone (requires Version II.0) \$200
- P-Code Interpreter alone (either LSI-11 or Z-80) \$ 85
- Optional Utility Programs
- CP/M† to Pascal file conversion \$ 50
- TRSDOS† to Pascal file conversion \$ 50
- Z-80 Disassembler/Dump program \$ 50

## ALSO AVAILABLE

- UCSD System for MINC® or PDT®.
- Z-80 Adaptable System (you write BIOS).
- UCSD System for CP/M environments.

PCD Systems is a licensed distributor of the UCSD System for Pascal and Fortran. Dealer inquiries are invited.

# PCD Systems, Inc.

PO Box 143 Penn Yan, NY 14527 315-536-3734

\*Trademark of the Regents of the University of California †Trademark of Tandy Corporation ‡Trademark of Digital Research §Trademark of Digital Equipment Corporation



randomly within the confines of a graphics box. The object of the game is to "hit" it as many times as possible within the time limit. The game is comprised of five matches, each having a time limit of one hundred units. Watch out! You not only have to hit the target, but you have to remain there until the subroutine ensures that you are on target. Any time the pen is triggered and the subroutine finds that you are not on target, you will be penalized ten time units for your inaccuracy.

An interesting departure from the standard detection method

is given in lines 2820 and higher. Here time is used as the sole determining factor, since the pen need only be placed on a lit portion of the screen and held there for about five seconds. If the pen is still triggered after the timing loop in 2870 has been executed, the program clears all variables and restarts the game.

Through my experience, I have come to the conclusion that a light pen is probably the most valuable peripheral that you can add to your current system. It is possible to eliminate all keyboard input except for RUN. ■

### Program Listing 3. Computer History Quiz

```

100 REM *****
110 REM
120 REM          COMPUTOR
130 REM          HISTORY QUIZ
140 REM
150 REM          BY HUGO T. JACKSON
160 REM
170 REM *****
180 REM
190 REM ASSIGNMENT OF VARIABLES:
200 REM   A1 = CURRENT QUESTION NUMBER
210 REM   A2 = ARRAY TO TRACK QUESTIONS ASKED AND
220 REM       ANSWERS USED
230 REM   A3 = QUESTION FORMAT INDICATOR:
240 REM       A3=0 DATE TOLD - EVENT FOR ANSWER
250 REM       A3=1 EVENT TOLD - DATE FOR ANSWER
260 REM   A4 = RANDOM SELECTION OF QUESTION ASKED

```

## Our new program package for the TRS-80™ sounds terrific. So does the price.

There are lots of programs with sound that are worth about a dollar. Trouble is, they cost a lot more.

But at Basics & Beyond we've just developed Microcosm III, 20 programs with sound—each just as good as our competition's \$15 and \$20 programs—for \$24.95. That's a 20-program package for \$24.95.

It includes "Pinball," replete with ringing bonuses, spinners, buzzers and flippers; torpedo-firing "Submarine" that explodes with underwater excitement; and the right/wrong buzzer in "Long Division" teaches step by step.

At Basics & Beyond we underscored our point that most other program packages are overpriced with Microcosm I and Microcosm II, \$19.95 each. Now a lot of people will start hearing about our third package and stop listening to high prices.

You see, it's not that our program packages for the TRS-80™ microcomputer are so cheap. It's just that theirs are so expensive.

## BASICS & BEYOND, INC.

Box 10 • Amawalk, N.Y. 10501 • Or call 914-962-2355 ✓ 49  
Mastercharge and Visa accepted.

No charge for postage or handling. N.Y. residents add 5% sales tax.  
TRS-80 is a trademark of the Radio Shack division of Tandy Corp.

```

240 REM   A5 = FOR/NEXT LOOP
250 REM   A6 = FOR/NEXT LOOP
260 REM   A7 = PRINT POSITION
270 REM   A8 = CORRECT ANSWER
280 REM   A9 = NUMBER OF QUESTIONS CORRECTLY ANSWERED
290 REM   A8 = FOR/NEXT LOOP
300 REM   A8 = FOR/NEXT LOOP
310 REM   A8 = FOR/NEXT LOOP
320 REM
330 REM   B1 = ANSWER ARRAY
340 REM   B2 = CORRECT ANSWER
350 REM   B3 = CORRECT QUESTION
360 REM
370 REM   C1 = TEST PERCENTAGE
380 REM
390 REM   L0 = LIGHT PEN TARGET
400 REM   LF = STRING TO TURN OFF TARGET
410 REM
420 REM   P1 = LIGHT PEN STATUS INDICATOR
430 REM
440 REM *****
1000 REM INITIALIZE & DEFINE VARIABLES ETC.
1010 CLS
1020 CLEAR 1000
1030 DEFSTR B,L
1040 DEFSTR C
1050 DEFINT A
1060 DIM B1(4)
1070 DIM A2(50)
1080 RANDOM
1090 REM DEFINE LIGHT PEN TARGET
1100 LN=STRING$(2,143)
1110 REM DEFINE BACKSPACE TO ERASE LIGHT PEN TARGET
1120 LF=STRING$(2,8)
1130 REM PRINT FIRST MESSAGE
1140 PRINT@ 21,STRING$(21,45)
1150 PRINT@ 85,"WELCOME TO COMPUTOR";
1160 PRINT@ 149,STRING$(21,45)
1170 PRINT@ 261,"THIS IS A TEST OF YOUR GENERAL KNOWLEDGE
OF HISTORICAL"
1180 PRINT@ 330,"EVENTS. YOU WILL BE ANSWERING MULTIPLE
CHOICE";
1190 PRINT@ 394,"QUESTIONS AND INDICATING YOUR CHOICE
BY USING";
1200 PRINT@ 460,"THE LIGHT PEN. TO USE A LIGHT PEN SIMPLY";
1210 PRINT@ 518,"PLACE IT ON THE VIDEO SCREEN OVER THE
LIGHT SQUARE.";
1220 PRINT@ 648,"TRY IT NOW. SIMPLY PLACE THE LIGHT PEN
OVER THE";
1230 PRINT@ 712,"SQUARE BELOW. WHEN YOU HAVE DONE THAT,
I'LL KNOW";
1240 PRINT@ 776,"THAT YOU ARE READY WILLING AND ABLE TO
CONTINUE.";
1250 REM RESET LIGHT PEN
1260 OUT99,0
1270 REM PRINT LIGHT PEN TARGET
1280 PRINT@ 927,LN;
1290 REM WAS PEN TRIGGERED? - THEN BRANCH
1300 IF INP(99)>127 GOSUB 5020
1310 REM P1=0 IF LIGHT PEN WAS NOT OVER TARGET
1320 IF P1=0 GOTO 1260
1330 REM PEN ON TARGET SO PRINT NEW TEXT
1340 CLS
1350 PRINT@ 27,"VERY GOOD!";
1360 PRINT@ 137,"LET'S TRY A SAMPLE QUESTION TO MAKE SURE
WE";
1370 PRINT@ 199,"UNDERSTAND EACH OTHER. I'LL ASK YOU"A
QUESTION";
1380 PRINT@ 266,"AND SHOW YOU FIVE POSSIBLE ANSWERS ONLY
ONE";
1390 PRINT@ 326,"OF WHICH IS CORRECT. AFTER YOU HAVE DECIDED
WHAT THE";
1400 PRINT@ 391,"CORRECT ANSWER IS JUST POINT THE LIGHT
PEN AT THE";
1410 PRINT@ 460,"SQUARE OF LIGHT BESIDE THE RIGHT ANSWER.";
1420 PRINT@ 587,"LET ME KNOW WHEN YOU ARE READY TO CONTINUE";
1430 PRINT@ 916,"READY TO CONTINUE? ";CHR$(94);
1440 REM RESET LIGHT PEN
1450 OUT99,0
1460 REM RESET LIGHT PEN STATUS VARIABLE
1470 P1=0
1480 REM PRINT TARGET
1490 PRINT@ 937,LN;
1500 REM TEST TO SEE IF LIGHT PEN TRIGGERED
1510 IF INP(99)>127 GOSUB 5020
1520 REM P1=1 IF LIGHT PEN WAS OVER TARGET
1530 IF P1=1 GOTO 1560
1540 REM AS IT WAS NOT, LOOP UNTIL IT IS
1550 GOTO 1490
1560 CLS
1570 PRINT@ 320,"WHAT COLOUR IS THE SKY?";
1580 PRINT@ 458,"BROWN";
1590 PRINT@ 522,"BLUE";
1600 PRINT@ 586,"ORANGE WITH BLUE POLKA DOTS";
1610 PRINT@ 650,"IT HAS NO COLOUR";
1620 PRINT@ 714,"WHAT DOES IT MATTER";
1630 REM RESET LIGHT PEN
1640 OUT 99,0
1650 REM RESET LIGHT PEN STATUS VARIABLE
1660 P1=0
1670 REM PRINT 5 TARGETS, ONE FOR EACH POSSIBLE ANSWER
1680 FOR A5=448 TO 704 STEP 64
1690 PRINT@ A5,LN;
1700 REM TIMING LOOP TO ALLOW DISPLAY TO STABILIZE
1710 FOR A6=1 TO 8:NEXT A6
1720 REM TEST FOR TRIGGERING, BRANCH IF SO
1730 IF INP(99)>127 THEN GOSUB 5020
1740 REM P1=1 IF LIGHT PEN OVER ONE OF THE TARGETS -
AS WILL
BE EQUAL TO THE VALUE OF THE PRINT POSITION WHERE
TRIGGERING TARGET IS LOCATED


```

Program continues

Apparat, Inc.  
introduces

# NEWDOS/80

For the 80's —  
an enhanced NEWDOS  
for your TRS-80™  
Model 1.



Apparat, Inc., announces the most powerful Disk Operating System for the TRS-80®. It has been designed for the sophisticated user and professional programmer who demands the ultimate in disk operating systems.

NEWDOS/80 is not meant to replace the present version of NEWDOS 2.1 which satisfies most users, but is a carefully planned upward enhancement, which significantly extends NEWDOS 2.1's capabilities. This new member to the Apparat NEWDOS' family is upward compatible with present NEWDOS 2.1 and is supplied on Diskette, complete with enhanced NEWDOS + utility programs and documentation. Some of the NEWDOS/80 features are:

- New BASIC commands that supports files with variable record lengths up to 4095 Bytes long.
- Mix or match disk drives. Supports any track count from 18 to 80. Use

35, 40 or 77 track 5" mini disks drives or 8" disk drives, or any combination.

- A security boot-up for BASIC or machine code application programs. User never sees "DOS READY" or ">READY" and is unable to "BREAK", clear screen, or issue any direct BASIC statement including "LIST".
- New editing commands that allow program lines to be deleted from one location and moved to another or to allow the duplication of a program line with the deletion of the original.
- Enhanced and improved RENUMBER that allows relocation of subroutines.
- Powerful chaining commands.
- Print Spooler.
- DFG function; simultaneous striking of the D, F and G keys will allow the user to enter a mini-DOS to perform some DOS commands without disturbing the resident program. (e.g. dir while in scripsit.)

- Upward compatible with NEWDOS 2.1 and TRSDOS 2.3.

- Includes machine language Superzap/80 and all Apparat 2.1 utilities.
- Enter debug any time by pressing 123 keys. Also allows disk I/O.
- Diskette "Purge" command.
- Specifiable system options (limited sysgen type commands).
- Increased directory capacity.
- Copy by file commands.

NEWDOS/80 with all of the NEWDOS + utility programs, many of which have been enhanced, is priced at just \$149.00 and is available at most TRS-80 dealers.

As with 2.1, NEWDOS/80 relies on the TRSDOS and Disk Basic Reference Manual published by Radio Shack. NEWDOS/80 documentation supports its enhancements and upgrades only.

✓ 264



Apparat, Inc.



MICROCOMPUTER  
TECHNOLOGY  
INCORPORATED

✓ 28



## TO PURCHASE NEWDOS/80, COMPLETE AND MAIL TO:

Apparat, Inc.  
4401 S. Tamarac Parkway  
Denver, CO 80237  
303/758-7275 303/741-1778

— OR —  
Microcomputer Technology, Inc.  
3304 W. MacArthur Blvd.  
Santa Ana, CA 92704  
714/979-9923

☐ Check ☐ Money Order ☐ Master Charge ☐ Visa  
Card No. \_\_\_\_\_ Expiration Date \_\_\_\_\_  
Cal. residents add 6.5% sales tax. Cal. residents add 6% sales tax.  
Add \$10.00 postage and handling.

Please rush \_\_\_\_\_ NEWDOS/80 @ \$149 EACH TO:

Name \_\_\_\_\_

Address \_\_\_\_\_

City \_\_\_\_\_ State \_\_\_\_\_ Zip \_\_\_\_\_

Phone \_\_\_\_\_

0/1A



Announcing the most important utility ever introduced for the TRS-80\* Model I and Model II—

# ENHBAS™

ENHBAS is an Enhanced Basic extension module, which loads at the top of BASIC, adding many commands and background tasks—

## Over 30 new commands added to your BASIC:

- Sort**—Multi-keying, multi-tagging array sort. Sorts thousands of items in mere seconds, all with one command!
- JNAME \$exp**—Use line labels along with line numbers in branching statements, as in assembly language, using the ENHBAS commands GTO and CSUB (special GOTO and GOSUB). For example:

```
10 GTO "ENTER A LINE"
20 REM LINE 10 IS THE SAME AS "GOTO 30"
30 JNAME "ENTER A LINE" : INPUT A$
```

How many times have you wanted to use variables to reference line numbers? Now you can! GTO and CSUB allow variable expressions as operands, such as: GTO X+40 or CSUB (Y\*10)+30.

- WHILE / WEND**—New, structured programming loop construct. Makes for more logical program flow.
- EXEC / EVAL**—Two new, extremely powerful functions! EVAL evaluates an algebraic expression in string form: A\$ = "X + 2" : Y = EVAL A\$ would result in Y being set equal to the algebraic expression X + 2. With EVAL, you can manipulate complex functions in string form, and then execute them. EXEC executes a string expression as if it were a BASIC program line! For example: A\$ = "PRINT X" : X = 4 : EXEC A\$ would result in a 4 printed on the screen (that is, execution of the BASIC statement "PRINT X"). With EXEC, your computer can write its own programs and execute them!
- CALL**—Pass control to machine language sub-routines at any address, passing parameters both ways.
- CLM / PAGE**—Set up automatic page roll-over and other line printer functions from BASIC.
- All these and many more!

In addition to the above commands, Model I ENHBAS contains vector graphics and drawing commands. Model II ENHBAS has many functions suited to business programming—ISAM file handling commands, RS-232 access, and many more; along with several Model I BASIC commands left out of Model II (PEEK, POKE, etc.).

## ENHBAS includes many background utilities:

- User-select cursor
- Key click
- 2-tone beep on error
- Automatic lower-case
- Automatic debounce
- Short-entry commands (Shift-letter)
- Real Control keys
- One-letter commands
- Formatted LISTING

ENHBAS is available for:

16K Model I—Level-II Tape .....	\$39.95
32K Model I Disk .....	\$39.95
32K Model II .....	\$99.95

## Other software:

- CSG PILOT—Disk-based, high level language. Fast!  
32K Model I Disk .....
- Z-EMULATOR—Executes assembly language program lines  
16K Model I—Level-II Tape / 32K Model I Disk ...
- ENHCOMP—Integer subset BASIC compiler. Full graphics and unlimited length variables. Written in machine-language—fast!  
32K Model I Disk .....
- ABBREV—Level-I abbreviations in Level-II/Disk BASIC.  
16K Model I—Level-II Tape / 16K Model I Disk ...

\*TRS-80 is a registered trademark of Radio Shack, a Tandy Co.

# The Cornsoft Group

6008 N.Keystone Ave., Dept. 80, Indianapolis, IN 46220  
(317) 482-3951

```
1750 IF P1=1 THEN GOTO 1800
1760 REM PRINT NEXT TARGET AND CHECK FOR TRIGGERING
1770 NEXT A$
1780 REM NO TRIGGERING - REPEAT SEQUENCE
1790 GOTO 1680
1800 CLS
1810 REM TARGET AT PRINT POSITION 512 IS ONLY CORRECT
1820 CLS
1830 PRINT@ 138:"EVEN THOUGH YOU ANSWERED THAT LAST QUESTION";
1840 PRINT@ 201:"INCORRECTLY I AM SURE YOU NOW KNOW HOW
TO USE";
1850 PRINT@ 271:"THE LIGHT PEN TO ANSWER QUESTIONS."
1860 GOTO 1900
1870 PRINT@ 155:"VERY GOOD!"
1880 PRINT@ 203:"AT LEAST I KNOW YOUR NOT GOING TO HAVE
ANY";
1890 PRINT@ 264:"PROBLEMS USING THE LIGHT PEN TO ANSWER
QUESTIONS";
1900 PRINT@ 409:"SHALL WE BEGIN?";
1910 PRINT@ 917:"READY TO CONTINUE "CHR$(94)";
1920 REM RESET LIGHT PEN
1930 OUT 99,0
1940 REM RESET LIGHT PEN STATUS VARIABLE
1950 P1=0
1960 REM PRINT TARGET
1970 PRINT@ 938:LN2
1980 REM TEST FOR TRIGGERING
1990 IF INP(99)>127 GOSUB 5020
2000 REM P1=1 IF PEN WAS OVER TARGET
2010 IF P1=1 GOTO 2050
2020 REM AS IT WAS NOT - LOOP UNTIL IT IS
2030 GOTO 1970
2040 REM AS IT WAS PRINT NEXT MESSAGE
2050 CLS
2060 PRINT@ 265:"WE CAN DO THIS TEST ONE OF TWO WAYS.
EITHER I";
2070 PRINT@ 326:"CAN TELL YOU THE DATE AND YOU TELL ME
WHAT HAPPENED";
2080 PRINT@ 392:"OR I'LL TELL YOU WHAT HAPPENED AND YOU
PICK THE";
2090 PRINT@ 473:"CORRECT DATE.";
2100 PRINT@ 523:"IT DOESN'T MATTER TO ME WHICH WAY WE
DO IT";
2110 PRINT@ 601:"SO YOU CHOOSE";
2120 PRINT@ 714:"I TELL YOU THE DATE -- YOU TELL ME WHAT
HAPPENED";
2130 PRINT@ 778:"I TELL YOU WHAT HAPPENED -- YOU TELL
ME THE DATE";
2140 REM RESET LIGHT PEN
2150 OUT 99,0
2160 REM RESET LIGHT PEN STATUS VARIABLE
2170 P1=0
2180 REM PRINT TWO TARGETS - ONE FOR EACH POSSIBLE RESPONSE
2190 FOR A$=704 TO 768 STEP 64
2200 PRINT@ A$:LN2
2210 REM TEST FOR TRIGGERING
2220 IF INP(99)>127 GOSUB 5020
2230 REM P1=1 IF PEN ON TARGET
2240 IF P1=1 GOTO 2290
2250 REM PRINT NEXT TARGET
2260 NEXT A$
2270 REM NO TRIGGERING - REPEAT SEQUENCE
2280 GOTO 2190
2290 CLS
2300 REM CONVERT DISPLAY TO 32 CHARACTER FORMAT
2310 PRINTCHR$(23)
2320 REM INFORM USER OF DELAY WHILE COMPUTER INITIALIZES
ADDITIONAL VARIABLES ETC.
2330 PRINT@ 394:"STANDBY...";
2340 REM DETERMINE FORMAT CHOICE OF USER BY PRINT POSITION
OF THE TRIGGERING TARGET
2350 IF A$=768 THEN A3=1 ELSE A3=0
2360 REM INITIALIZE QUESTION COUNTER
2370 A1=1
2380 REM RANDOMLY DETERMINE ORDER IN WHICH QUESTIONS
ARE ASKED
2390 A4=RND(50)
2400 REM DETERMINE IF SELECTION HAS BEEN PICKED BEFORE
2410 IF A2(A4)>0 GOTO 2390 ELSE A2(A4)=11
2420 RESTORE
2430 REM GET APPROPRIATE STRINGS (QUESTION AND ANSWER)
FROM
DATA STATEMENTS
2440 FOR A5=1 TO A4
2450 READ B8
2460 READ B9
2470 NEXT A5
2480 IF A3=1 THEN B3=B9 ELSE B3=B8
2490 IF A3=1 THEN B2=B8 ELSE B2=B9
2500 B1(0)=B2
2510 FOR A6=1 TO 4
2520 RESTORE
2530 REM RANDOMLY DETERMINE OTHER POSSIBLE ANSWERS FOR
USER'S
CHOICE
2540 A4=RND(50)
2550 REM DETERMINE IF IT HAS BEEN PREVIOUSLY CHOSEN
2560 IF A2(A4)=1 OR A2(A4)=11 GOTO 2540 ELSE A2(A4)=A2(A4)+1
2570 FOR A5=1 TO A4
2580 READ B8
2590 READ B9
2600 IF A3=1 THEN B1(A6)=B8 ELSE B1(A6)=B9
2610 NEXT A5
2620 NEXT A6
2630 CLS
2640 PRINT@ 0:"QUESTION NO:":A1
2650 REM BRANCH ACCORDING TO QUESTION FORMAT
2660 ON A3+1 GOTO 2680,2760
2670 REM FOR 'DATE AS QUESTION' FORMAT, RANDOMLY DETERMINE
HOW THE QUESTION IS PHRASED
```

Program continues

```

2680 ON RND(3) GOTO 2690,2710,2730
2690 PRINT# 128,"WHAT IS 'B3' MOST NOTED FOR?";
2700 GOTO 2790
2710 PRINT# 128,"WHAT HAPPENED ON 'B3'?"
2720 GOTO 2790
2730 PRINT# 128,"B3" IS AN IMPORTANT DATE, WHAT HAPPENED?";

2740 GOTO 2790
2750 REM DUE TO PROBLEMS IN GRAMMAR, OCCURENCE AS QUESTION'
      FORMAT IS PHRASED IN ONLY ONE WAY
2760 PRINT# 128,"B3" - WHEN?";
2770 REM THE ANSWERS FROM WHICH THE USER MAY CHOOSE ARE
      STORED
      IN ARRAY B1. AS THE ORDER IN WHICH THEY ARE
      PRINTED
      OUT MIGHT INDICATE TO THE USER WHAT THE CORRECT
      ANSWER IS. THE ORDER IN WHICH THEY ARE PRINTED'
      IS RANDOMLY DETERMINED.
2780 REM
2790 A7=264
2800 FOR A5=0 TO 4
2810 A6=RND(5)-1
2820 IF B1(A6)="" GOTO 2810
2830 PRINT# 128,B1(A6);
2840 IF A6=0 THEN A6=A7+61
2850 B1(A6)=""
2860 A7=A7+64
2870 NEXT A5
2880 REM RESET LIGHT PEN STATUS VARIABLE
2890 P1=0
2900 REM RESET LIGHT PEN
2910 OUT 99,0
2920 A7=261
2930 REM SET UP TARGET PRINTING LOOP FOR 5 DIFFERENT
      TARGETS
2940 FOR A5=0 TO 4
2950 REM PRINT TARGET
2960 PRINT# 128,A7;LN:
2970 A7=A7+64
2980 REM ALLOW DISPLAY TO STABILIZE
2990 FOR A6=1 TO 8
3000 REM TEST FOR TRIGGERING
3010 IF INP(99)>127 GOSUB 5020
3020 REM P1=1 IF LIGHT PEN WAS OVER TARGET PRESENTLY
      PRINTED
3030 IF P1=1 GOTO 3080
3040 REM AS IT WASN'T PRINT NEXT TARGET
3050 NEXT A5
3060 REM NOTHING TRIGGERED, REPEAT SEQUENCE UNTIL TRIGGERED
3070 GOTO 2920
3080 IF A8=A7 THEN A9=A9+1 ELSE A9=A9+1
3090 REM DETERMINE IF USER INPUT WAS CORRECT
3100 IF A8=A7 GOTO 3130
3110 GOTO 3250
3120 REM AS THE ANSWER WAS CORRECT RANDOMLY DETERMINE
      CONGRATULATORY REMARK
3130 ON RND(5) GOTO 3140,3160,3180,3200,3220
3140 PRINT# 128,"THAT'S RIGHT";
3150 GOTO 3390
3160 PRINT# 128,"CORRECT";
3170 GOTO 3390
3180 PRINT# 128,"VERY GOOD!";
3190 GOTO 3390
3200 PRINT# 128,"YOU'RE ABSOLUTELY RIGHT";
3210 GOTO 3390
3220 PRINT# 128,"GOOD WORK";
3230 GOTO 3390
3240 REM AS IT WAS INCORRECT - NOTIFY USER AND PRINT
      CORRECT
      ANSWER
3250 ON RND(5) GOTO 3260,3280,3300,3320,3340
3260 PRINT# 128,"SORRY, WRONG ANSWER";
3270 GOTO 3350
3280 PRINT# 128,"THAT'S NOT RIGHT";
3290 GOTO 3350
3300 PRINT# 128,"UNFORTUNATELY THAT'S THE WRONG ANSWER";
3310 GOTO 3350
3320 PRINT# 128,"NO, THAT IS NOT RIGHT";
3330 GOTO 3350
3340 PRINT# 128,"INCORRECT";
3350 PRINT# 128,"THE CORRECT ANSWER WAS:";
3360 PRINT# 128,CHR$(34);B2;CHR$(34)
3370 GOTO 3390
3380 REM CLEAR ARRAY OF INCORRECT ANSWERS USED IN LAST
      QUESTION AS THEY MAY BE USED AGAIN IN NEXT
      QUESTION
3390 FOR A5=0 TO 50
3400 IF A2(A5)=11 OR A2(A5)=1 THEN A2(A5)=A2(A5)-1
3410 NEXT A5
3420 REM INCREMENT QUESTION COUNTER
3430 A1=A1+1
3440 REM HAS THE END BEEN REACHED? IF SO GOTO TO END
      PORTION
      OF PROGRAM
3450 IF A1=51 GOTO 3480
3460 GOTO 2390
3470 REM TIMING LOOP TO PRESERVE DISPLAY
3480 FOR A6=1 TO 500: NEXT A6
3490 REM PRINT FINAL MESSAGE AND DISPLAY SCORE AND PERCENTAGE
3500 CLS
3510 PRINT# 128,"WELL, THAT'S IT. YOU HAVE ANSWERED ALL";
3520 PRINT# 128,"ALL FIFTY QUESTIONS. THIS TIME YOU GOT";
3530 PRINT# 128,A9;"RIGHT AND";A9;"WRONG WHICH WORKS OUT
      TO";
3540 PRINT# 128,A9+2;"%";
3550 C1=A9+2
3560 REM PRINT ADDITIONAL COMMENT AS WARRANTED BY SCORE'
3570 IF C1<50 THEN B2="BETTER LUCK NEXT TIME"
3580 IF C1>60 THEN B2="GOOD WORK"
3590 IF C1>70 THEN B2="VERY GOOD WORK"
3600 IF C1>80 THEN B2="EXCELLENT"

```

Program continues

# A Proven CP/M Screen Oriented Editor For TRS-80 I & II

You Customize the Fastest  
Editor for Word Processing,  
C-Basic, Fortran and Assembler.

## Features of VEDIT:

Full screen editor with status line. The screen continuously displays the region of the file being edited. Changes are made by moving the cursor to any place in the file and typing in new text or hitting a function key. You easily edit 10 times faster than with a command editor.

Full array of cursor movements with single key movement to begin and end of lines and to tab positions.

Function keys for character delete, line delete and allowing line splitting and concatenating.

Text movement is very easy using a text register.

Flexible command mode allows global search and substitute, repetitive editing operations.

Blocks of text are readily copied from one file to another. Files may be merged on input, split on output and more.

Extensive 60 page, clearly written manual with sections for both the beginning and experienced user.

## Special Features:

Disk buffering can automatically perform Read/Write for files larger than available main memory.

Tabs settable to any positions. Tab key inserts tab character or spaces to next tab position.

Display of clearly marked continuation lines for text lines longer than the screen.

CP/M is a trademark of Digital Research Corp.  
TRS-80 is a trademark of Tandy Corporation.

## You Customize It:

Keyboard layout for cursor and function keys.

Default Tab positions and various parameters.

Scrolling methods.

## Changes You Make On the Screen Become Changes to the File.

Compare with the other screen oriented editors, and note that VEDIT:

- Creates and edits standard text files,  
Needs no conversion program.
- Requires no hardware changes.
- Never loses characters during fast typing.

Ordering: Currently for CP/M only, specify CP/M vendor. Also available for most other CP/M systems.

VEDIT for TRS-80 Model I: ..... \$100

VEDIT for TRS-80 Model II: ..... \$110

Manual: Price refunded with software purchase . \$ 15

VISA and MASTER CHARGE Welcome.  
Dealer Inquires Invited.

See us at the Northeast Computer Show.

**VEDIT CP/M** Visual  
Editor  
**CompuView  
Products Inc.**


1531 Jones Drive Ann Arbor, Michigan 48105  
Call Anytime - (313) 996-1299



# SILVER FLASH

**THE FASTEST  
PINBALL GAME  
IN TOWN!**

by Sheila Finnerty!



## SILVER FLASH

(C) 1980 SOUTHERN  
CROSS SYSTEMS

PLAYER 1      PLAYER 2  
0 00000      000000

PLAYER 3      PLAYER 4  
000000      000000

EXTRA GAMES      BONUS  
0      00000

BALL IN PLAY  
1

## More features - More challenging

- ENTIRELY in machine language for fast action
- 1-4 players
- Upper and lower flippers
- Resetting flip flops and rollovers
- Player controls ball direction
- Extra balls to be won
- Extra games to be won
- Tilt function
- Double Bonus on third ball
- Blinking 'Black Holes'
- Hitting ball with flippers increases speed
- Ultimate sound feature
- 1/6 scale of a real pinball game

For use on TRS 80 Level II 16K\*  
Dealer Inquiries invited

**\$19.95** For Cassettes

\*TRS 80 is a trademark of Tandy Corp.

Send check or moneyorders to:  
Sorry. No phone orders

**SOUTHERN CROSS SYSTEMS** ✓ 448

Pacific Trade Center, Suite 301, 190 S. King Street.  
Honolulu, Hawaii 96813 Ph 808-524-5282



## Have computer, will travel. Executive Computer System Carrying Cases.

- Makes your microcomputer truly portable.
- Protects your equipment: locking latches limit access.
- Rugged black vinyl with metal corners outside.
- Protective foam rubber, black velveteen covered, inside.
- Computer can be operated without removing from case.
- And cases are custom designed for full systems.

Apple® Executive Case holds:

- Apple microcomputer.
- 9" Sanyo monitor.
- 2 disk drives.
- Power strip.
- 2 boxes diskettes.
- Manuals.
- Dimensions: 28" x 21" x 10 1/2"
- Weight: 17 pounds.
- Price: \$179

TRS-80\*\* Executive Case holds:

- TRS-80 Microcomputer.
- Expansion interface.
- 2 disk drives.
- Power strip.
- 2 boxes diskettes.
- Manuals.
- Dimensions: 28" x 21 1/4" x 8 1/2"
- Weight: 17 pounds.
- Price: \$179

Terms: FOB Los Angeles—Master Charge, Visa or check  
with order. Allow 3-4 weeks for delivery.

\*Registered. Apple Computers, Inc.

\*\*Registered Trademark, Tandy Corporation.

**COMPUTER TEXTile** ✓ 390

10960 Wilshire Blvd. Suite 1504  
Los Angeles, CA 90024

(213) 477-2196

IN STOCK FOR IMMEDIATE SHIPMENT

# TRS-80

**16K MEMORY KITS \$49.95**

4116's 6 MONTH WARRANTY INSTRUCTIONS INCLUDED

## DISK DRIVES

PERCOM TFD-100 \$325

PERCOM TFD-200 \$595

CCI-100 \$305

CCI-200 \$495

2 DRIVE CABLE \$24.95 4 DRIVE CABLE \$34.95

## PRINTERS \$695

**MICROTEK MT80P BI-DIRECTIONAL  
125 CPS UPPER & LOWER CASE**

1 YEAR WARRANTY  
CABLE—\$24.95

## DISKETTES

**MEMOREX OR BASF 10/\$26.50**

YOUR SATISFACTION GUARANTEED OR FULL REFUND

**MICROCOMPUTER SERVICES CORPORATION**

7314 MATTHEWS-MINT HILL RD. CHARLOTTE, NC 28212

✓ 442

\*TRADEMARK TANDY/RADIO SHACK CORP.  
PERCOM TM PERCOM DATA CCI TM CPU IND.

**704-545-0826**

```

3610 IF C1=100 THEN B2="PERFECT -- NOT ONE WRONG"
3620 PRINT# 576,B2
3630 PRINT
3640 PRINT
3650 END
5000 REM SUBROUTINE TO INSURE LIGHT PEN IS OVER TARGET,
      ACCOMPLISHED BY TURNING OF THE LIGHT PEN - CHECKING
      FOR CHANGE IN PORT VALUE - TURNING IT
5010 REM ON AGAIN TO SEE IF THE PEN IS STILL IN THE SAME
      POSITION AND REPEATING THE WHOLE SEQUENCE AGAIN
      JUST TO MAKE SURE.

5020 P1=0
5030 REM LOOP TO PERFORM OPERATION TWICE
5040 FOR AB=1 TO 2
5050 REM TURN LIGHT PEN OFF
5060 PRINT LF:
5070 REM TIMING LOOP TO STABILIZE DISPLAY
5080 FOR AC=1 TO 15:NEXT AC
5090 REM RESET LIGHT PEN
5100 OUT 99,0
5110 REM TIMING LOOP TO STABILIZE DISPLAY
5120 FOR AD=1 TO 5:NEXT AD
5130 REM STILL BEING TRIGGERED - CAN'T BE OVER THIS TARGET
      AS IT IS NOW OFF
5140 IF INP(99)>127 THEN RETURN
5150 REM TURN TARGET ON
5160 PRINT LN:
5170 REM STABILIZE DISPLAY/PEN
5180 FOR AE=1 TO 10:NEXT AE
5190 REM PEN NOT TRIGGERED - CANNOT BE ON TARGET - RETURN
5200 IF INP(99)<=127 THEN RETURN
5210 REM REPEAT TO MAKE SURE
5220 NEXT AB
5230 REM OVER TARGET - SET STATUS VALUE
5240 P1=1
5250 REM RESET LIGHT PEN
5260 OUT 99,0
5270 REM RETURN TO MAIN PROGRAM
5280 RETURN
8000 REM DATA FOR QUESTIONS - CONSISTING OF DATE FIRST,
      FACT
      SECOND - YOU MAY OF COURSE CHANGE ANY OF THESE
      YOU DESIRE AS LONG AS YOU HAVE FIFTY IN ALL.
8010 DATA "SEPTEMBER 6,1901","U.S. PRESIDENT WILLIAM MCKINLEY
      ASSASSINATED"
8020 DATA "NOVEMBER 16,1907","STATE OF OKLAHOMA MADE THE
      46TH STATE OF THE UNION"
8030 DATA "AUGUST 15, 1912","PANAMA CANAL OPENS"
8040 DATA "JANUARY 6,1912","NEW MEXICO 46TH STATE TO ENTER
      UNION"
8050 DATA "FEBRUARY 12,1912","ARIZONA 48TH STATE TO ENTER
      UNION"
8060 DATA "MARCH 18, 1912","KING GEORGE OF GREECE ASSASSINATED"
8070 DATA "JULY 28,1914","WORLD WAR I"
8080 DATA "APRIL 6, 1917","U.S.A. DECLARES WAR ON GERMANY"
8090 DATA "NOVEMBER 11, 1918","ARMISTICE DECLARED ON THE
      WESTERN FRONT"
8100 DATA "DECEMBER 30,1918","U.S.S.R. ESTABLISHED"
8110 DATA "OCTOBER 29, 1929","NEW YORK STOCK MARKET CRASH"
8120 DATA "JANUARY 30, 1933","ADOLPH HITLER BECOMES CHANCELLOR
      OF GERMANY"
8130 DATA "MARCH 27,1933","JAPAN RESIGNS FROM THE LEAGUE
      OF NATIONS"
8140 DATA "OCTOBER 14,1933","GERMANY RESIGNS FROM THE
      LEAGUE OF NATIONS"
8150 DATA "DECEMBER 11,1936","ABDICATION OF KING EDWARD
      VIII"
8160 DATA "MARCH 28, 1939","SPANISH CIVIL WAR ENDS"
8170 DATA "SEPTEMBER 3, 1939","ENGLAND & FRANCE DECLARE
      WAR ON GERMANY"
8180 DATA "DECEMBER 8, 1941","U.S.A. DECLARES WAR ON JAPAN"
8190 DATA "JULY 16, 1945","FIRST ATOM BOMB TEST"
8200 DATA "AUGUST 6, 1945","ATOM BOMB DROPPED ON HIROSHIMA"
8210 DATA "AUGUST 15, 1945","JAPAN SURRENDERS WORLD WAR
      I"
8220 DATA "MAY 7, 1945","GERMANY SURRENDERS - WORLD WAR
      I"
8230 DATA "JULY 9, 1951","BRITAIN & FRANCE FORMALLY END
      WORLD WAR II"
8240 DATA "JUNE 2, 1953","QUEEN ELIZABETH II CORONATED"
8250 DATA "SEPTEMBER 15, 1953","KHROUSHCHEV ELECTED FIRST
      SECRETARY OF U.S.S.R."
8260 DATA "NOVEMBER 3, 1957","U.S.S.R. LAUNCHES FIRST
      SATELLITE WITH LIVE DOG"
8270 DATA "JANUARY 3, 1959","ALASKA BECOMES 49TH STATE
      OF THE UNION"
8280 DATA "FEBRUARY 19, 1960","PRINCE ANDREW BORN"
8290 DATA "JANUARY 20, 1961","KENNEDY ELECTED 35TH PRESIDENT"
8300 DATA "JUNE 3, 1963","POPE JOHN XXIII DIES"
8310 DATA "NOVEMBER 22, 1963","KENNEDY ASSASSINATED IN
      DALLAS"
8320 DATA "JANUARY 24, 1965","WINSTON CHURCHILL DIES"
8330 DATA "FEBRUARY 7, 1965","U.S. BEGINS BOMBING OF VIET
      NAM"
8340 DATA "SEPTEMBER 9, 1965","FRANCE WITHDRAWS FROM NATO"
8350 DATA "JULY 26, 1953","AUTHOR OF THIS ARTICLE IS BORN"
8360 DATA "MAY 15, 1957","BRITAIN ATTAINS NUCLEAR STATUS"
8370 DATA "APRIL 3, 1812","LOUISIANA BECOMES 18TH STATE
      OF THE UNION"
8380 DATA "APRIL 11, 1814","NAPOLEON ABDICATES"
8390 DATA "JANUARY 20, 1820","GEORGE III DIES"
8400 DATA "MAY 5, 1821","NAPOLEON I DIES"
8410 DATA "SEPTEMBER 1, 1976","RUTHOR LOCKS HIMSELF OUT
      OF HOUSE"
8420 DATA "APRIL 30, 1789","WASHINGTON ELECTED 1ST PRESIDENT"
8430 DATA "DECEMBER 2, 1859","JOHN BROWN HANGED"
8440 DATA "MARCH 4, 1861","ABRAHAM LINCOLN INAUGURATED"
8450 DATA "APRIL 14, 1865","LINCOLN ASSASSINATED"
8460 DATA "JULY 1, 1867","B.N.A. GIVEN ROYAL ASSENT"
8470 DATA "JUNE 25, 1876","CUSTER'S LAST STAND"
8480 DATA "DECEMBER 15, 1890","SITTING BULL KILLED"
8490 DATA "JULY 21, 1861","FIRST BATTLE OF BULL RUN"
8500 DATA "DECEMBER 18, 1865","U.S. ABOLISHES SLAVERY"
8510 DATA "APRIL 9, 1865","GENERAL LEE SURRENDERS - CIVIL
      WAR"

```

## DEBUG-S/S FOR YOUR TRS-80\*

5030	21 34 5C	LD	HL,5C34	10F0	
5032	10 81 3C 50	LD	HL,5C30	JR 5C30	
5037	FD 21 37 50	LD	HL,5C37	AF 00F7 3C 00F7	
5039	CD 31 3C	DALL	5C31	DE 00F7 HL 00F7	
5041	18 05	JR	5C35	AF 00F7 3C 0100	
5045	E9	JP	0101	DE 00F7 HL 5C34	
5051	FD E9	JP	(LV)	LD 5C30 IV 5C37	
5053	00	NOP		SP 7237 PC 5C30	
5054	05	RET		BREAK AT 5C34	
5055	10 E9	JP	(LD)		
5057	18 F7	JR	5C38	HL 5C34 18	
5059	03	JNC	3C	5C30 FD	
5064	18 FD	JR	5C39	5C3C 03	
5065	C3 59 5C	JP	5C39	5C30 59	
5067	00	NOP		5C3C 5C	
5069	FF	AST	36		

**AT LAST!  
A POWERFUL  
DEBUG MONITOR  
FOR THE  
EXPERT & NOVICE  
PROGRAMMERS**

**DEBUG-S/S is a uniquely powerful monitor for: (1) analyzing, (2) creating or modifying, and (3) debugging machine-language programs on your level II, 16K system.**

### EFFICIENT — SIMPLE — FUN

No longer do you need to keep reaching for your reference card or searching through your program listing while debugging your program. — Most all of this information is at your fingertips with DEBUG-S/S. Warning - Debugging your program with DEBUG-S/S is so efficient and convenient that you may find yourself wishing that you had more bugs to find.

### RUN IN SLOW MOTION

With DEBUG-S/S you may run your program in slow motion or single step and observe your Z-80\* registers dynamically and/or observe your message printing on the screen one-character-at-a-time!

### SPLIT/SCREEN DISPLAY

DEBUG-S/S uses a convenient split screen display system. The upper right section of the screen automatically displays upon entry to DEBUG-S/S from the user's program. This section shows the user's next instruction in hexadecimal and disassembled symbolic form, and also shows the user's major Z-80\* registers. The left portion of the screen is for the user's display or a scratch pad area for memory dumps. The lower right section of the screen is where DEBUG-S/S commands are entered and echoed for the user's inputs.

### TRANSPARENT MODE

DEBUG-S/S may be operated in a transparent mode which leaves the entire screen showing all of the user's display data upon entry to DEBUG-S/S, except for the letter D displayed on the upper right corner of the screen indicating that DEBUG-S/S has been entered. If the user now wishes to examine his Z-80\* registers, he simply types D (Display).

### "NO CRASH" BREAKPOINTS

DEBUG-S/S uses a single byte breakpoint which means you may put a breakpoint in the first byte of any instruction in your program and not cause your program to crash because of the breakpoint insertion. Your breakpoint will stay active until you reset it or redefine it. This allows you to run through loops in your program repeatedly without having to redefine your breakpoint each time. You may enter any number of one byte pseudo breakpoints simultaneously in your program manually with the Memory command.

### POWERFUL COMMANDS

Examples of DEBUG-S/S commands are: Jump - Go - Breakpoint - Memory examine/modify - Hex Dump - ASCII Dump - Symbolic Instruction Dump - Single Step - Automatic Step start/stop - Increase/Decrease Auto Step rate - Clear Screen and save cursor position - Clear Screen and home cursor position, plus other commands.

### YOU WILL RECEIVE

You will receive a cassette and instruction manual. DEBUG-S/S is assembled into lower memory on one side of the cassette and into the top of 16K memory on the other side. DEBUG-S/S uses 4K of RAM.

\*TRS-80 is a trademark of the Tandy Corporation.

\*Z-80 is a trademark of Zilog.

Send check or money order payable to:

**CALSOFT**  
4421 Gilbert St. #303  
Oakland, CA 94611

**\$39.95**

California Residents add 6.5% Sales Tax.  
(PRINT)

NAME \_\_\_\_\_

ADDRESS \_\_\_\_\_

CITY \_\_\_\_\_

STATE \_\_\_\_\_

ZIP \_\_\_\_\_



**NEW!**

**WHISTLER: HOME CONTROLLER INTERFACE - \$34.95.** New hardware product that controls lights, appliances, computer peripherals, darkroom timers and other 115 volt devices anywhere in your house! Software controlled by cassette cable. Use with Sears or BSR Home Control System with ultrasonic option. Assembled, tested, self-contained, and includes Basic software.

**TRS-80 DISK & OTHER MYSTERIES - \$22.95,** H.C. Pennington. Best disk book we've seen! Directory secrets, file formats, damaged disk recovery, etc.

**LEARNING LEVEL II - \$15.95,** D.A. Lien. Learn Level-2 like you did Level-1, step by step. Same author and style as Level-1 manual. Super new book!

**UTILITIES**

**RSN-2: MACHINE LANGUAGE MONITOR FOR 16K TRS-80'S - \$26.95**  
**RSN-2D: THREE VERSIONS OF RSN-2 FOR DISK SYSTEMS - 29.95**  
**RSN-2 RELOCATOR: PUT RSN-2/D ANYWHERE IN MEMORY - 9.95**

Machine Language monitors with Z-80 disassembler! HEX and ASCII memory dumps; EDIT, MOVE, EXCHANGE, VERIFY, FILL, ZERO, TEST, or SEARCH memory, read/write SYSTEM tapes, enter BREAKPOINTS, PRINT with TRS232 or Centronics, read/write disk sectors directly! RSN-2 tape loads at top of 16K LEVEL I or II; RSN-2D disk includes 3 versions for 16K, 32K and 48K.

**DCV-1: CONVERT SYSTEM PROGRAMS TO DISK FILES - \$9.95.** Execute Adventure, Air Raid, RSL-1, ESP-1, T-BUG, etc. from disk, even if they interfere with TRSDOS! New version works with TRSDOS 2.3.

**BASIC-1P: LEVEL-1 BASIC WITH PRINTING! - \$19.95.** Run any LEVEL-1 BASIC program on your 16K Level-2. PLUS LPRINT and LLIST with our TRS232 or Centronics. Furnished on tape; can be used from disk.

**MACHINE LANGUAGE GAMES**

**AIR RAID, BARRICADE or RSL-1 - \$10.00 each, all 3 for \$25.00**

**AIR RAID:** A super shooting gallery; our most popular game. Ground based missile launcher shoots high speed aircraft! Hours of fun!

**BARRICADE: "BREAKOUT" for the TRS-80!** Break through 5 walls with high-speed ball and keyboard controlled paddle! 96 different options!

**RSL-1:** Enter patterns with repeating keyboard! Save patterns on tape (4 furnished). Play John Conway's LIFE. FAST - about 1 second per generation!

**SMALL SYSTEM SOFTWARE P.O. BOX 366 NEWBURY PARK, CA 91320**

**MODEL-II TRS-80**

**CP/M™ VERSION 2.0 FOR THE MODEL-II - \$170.00.** Latest version from Digital Research. Runs both single and double density disks! "Standard" version runs nearly any CP/M software, including Cobol, Fortran, C-Basic, M-Basic, business and accounting packages, etc. Hundreds of programs available!

**RSR11: ENHANCED RSN MONITOR FOR THE MODEL-II - \$39.95.** Relocatable version of RSN-2D plus screen editor for modifying either memory or disk sectors in both Hex and ASCII, split screen scrolling, and formatted serial or parallel printing. Sold on self-booting disk; directions to save as TRSDOS file.

**PROFESSIONAL SOFTWARE**

**THE ELECTRIC PENCIL FOR THE TRS-80: TAPE-\$99.95, DISK-\$150.00.** Popular video editor for creating and saving text files. Prints formatted copy with right justification, page titling & numbering, etc. Upper case only, or lower case with modification. 16K Level-1 or 2 (tape).

**CP/M™ OPERATING SYSTEM FOR THE MODEL-I - \$145.00.** The 8080/280 "Software Bus" for the Model-1 TRS-80. Includes TRS232 and RS-232-C software, lower-case support, debounce, DCV-2 and other unique utilities. Allows use of many available programs written for CP/M.

**PRINTER SUPPORT**

**TRS232 PRINTER INTERFACE - \$49.95 (\$59.95 after June 30).** Assembled & tested printer interface for RS232 or 20-mil current loop printers. Expansion interface not required. Print from Level-II BASIC, CP/M, BASIC-1P, ELECTRIC PENCIL, etc. Standard cassette software included. Add \$2.00 for shipping.

**TRS232 "FORMATTER" SOFTWARE PACKAGE - \$14.95.** Adds page and line length control, printer pause, "smart" line termination, etc. to TRS232.

**RSN232:** Adds RS-232-C capability to RSN-2/D monitors - \$9.95  
**PEN232:** RS-232-C for cassette version Electric Pencil - 9.95  
**EDT232:** TRS232 and RS-232-C for tape version of EDTASM - 9.95

**OTHER PRODUCTS FOR THE TRS-80**

**ESP-1: \$29.95.** Assembler, Editor, Monitor (8080 mnemonics)  
**LST-1: 8.00.** Listing of Level-1 BASIC with some comments

**CP/M to Digital Research, Inc. \*TRS-80 to Tandy Corp.**  
 See your dealer or order direct. Calif. Residents add 6% tax

**SMALL SYSTEM SOFTWARE P.O. BOX 366 NEWBURY PARK, CA 91320**

**TRS-80™**

**SAVE A BUNDLE**

**When you buy your  
TRS-80™ equipment!**  
 Use our toll free number to  
check our price before you buy  
a TRS-80™... anywhere!

TRS-80 is a trademark of the Radio Shack Division of Tandy Corporation.

**full Radio Shack warranty**



✓148

**SALES COMPANY**

1412 WEST FAIRFIELD DR.

P.O. BOX 8098 PENSACOLA FL 32505

904/438-6507

nationwide 1-800-874-1551

**"HISPED"**  
**TAPE OPERATION**

**2K Baud PLUS  
for the TRS-80™**

- Save, verify and load programs up to 4 times faster than normal
- Save, verify and load array data up to 30 times faster than PRINT#
- User variable hardcopy formatting (3 output routines work with most printers)
- "HISPED" is a machine language program (not a hardware add-on)
- 2 copies plus a free basic test program supplied on high quality cassette—for level 2, 16K, 32K or 48K.

**Write for full specifications or send  
\$24.95 (ck or mo) + \$1.00 P/H (Calif.  
residents add 6% sales tax)**

**24 Hour Ordering Line (415) 366-5340**



**PALOMAR  
SOFTWARE**



**170 S. Palomar Dr.  
Redwood City, Ca. 94062**

✓228

"TRS-80 is a registered trademark of TANDY CORP."

**QUALITY SOFTWARE**

**for the**

**TRS-80™ MICROCOMPUTER**

**KEYWORD Indexing System**

A series of programs that will create a data file on disc, build an index of all occurrences of "Keywords" in the text of the data file and allow inquiries or searches into the file using the indexed keywords. The system features:

- Flexible record lengths with location pointers
- deletion of non keywords from index by system
- "and" "or" "not" logic for inquiries
- interface for user written inquiries

**KEYWORD INDEX—2 disk 32K system \$49.95**  
**1 disk 32K system \$39.95**

**SORTS for HOME and BUSINESS**

No computer user should be without a versatile, easy to use sort program. The Northeast Microware in memory sort programs are written in Level II BASIC and have the following features:

- Sort ALPHA or NUMERIC data
- Sort on up to 5 fields simultaneously
- In ascending or descending sequence
- Supports kb, video or tape I/O
- Supports seq. disk and printer I/O (SORT-III)
- Supports user I/O routines
- User exits (SORT-III only)

**SORT II—16K Level II in memory sort \$19.95**  
**SORT III—32K DOS in memory sort \$29.95**

**FOR the SERIOUS GAMBLER**

**BLACKJACK SIMULATOR.** Allows you to simulate the playing of thousands of hands of BJ and analyze the results on tape in Level II BASIC. \$19.95

Manuals for all programs available for \$3.00 ea.  
 (price deductible on purchase of program)

"TRS-80 is a registered trademark of TANDY CORP."

**Northeast MICROWARE**

**BOX 2133, ✓74  
BOSTON, MA. 02106**

*Learn to use the RST instruction  
call to greatest advantage NOW!*

# Get Serious

Roger L. Pape  
7545 Marble Dr.  
Liverpool, NY 13088

RST provides a compact (one byte) subroutine call. Its major advantage is a savings of two bytes over the normal CALL nnnn instruction. While the RST was intended to service interrupts, it can also be used for frequently called utility routines in the system software in order to save as much memory space as possible.

Unfortunately, its format limits RST's flexibility. A description of the RST instruction, as described in the vendor literature, is shown in Table 1.

(Note that the Z-80 assembly language convention uses the actual address for the operand, whereas 8080 code uses operands ranging from 0 to 7.)

Upon execution, a call is made to one of eight fixed memory locations (three "address" bits in instruction). These implied addresses are only eight bytes apart, allowing little room for any code of substance. Therefore, the usual practice is simply to put jump instructions, which transfer to an area where more space is available, at these

locations.

The restart addresses are at page zero, the lowest memory addresses. In the TRS-80 this area is read-only memory (ROM) and cannot be modified by the user. To avoid being locked into specific addresses, the RST jumps twice, first from the page zero ROM area to an area in writeable RAM memory, which can be modified.

These standard locations in RAM (referred to as the restart vector table) are defined by the jump instructions burned into ROM and, in turn, contain jump instructions to the area where the actual service routine resides. Because of these extra jumps, it is obvious that the RST instruction has no speed advantage over the CALL instruction. As stated earlier, the RST is used in the Level II software to save memory space.

## Using RST with Level II

The default locations for RST 08H through RST 38H routines are defined at system initialization (power-up), when jump instructions are loaded into RAM

location 4000H to 4014H. The addresses loaded in this area can be modified after power-up to change any of the RST routines, except the power-up routine (RST 0). Note, however, that the TRS-80 Level II software makes use of six of the eight available RST calls. The user should not modify any of those six vectors, with the possible exception of the last one, RST 38H.

Table 2 shows the sequence of addresses in hexadecimal called by the various RST instructions and the actual ser-

**A**nyone who has attempted to trace the program flow of the system software in the Radio Shack TRS-80 has probably encountered the RST (restart) instruction.

Some calls are used by the system to invoke frequently used utility routines. Details of these routines are provided so that a user might take advantage of the system software to reduce the coding required in application programs.

## The RST Instruction

In the Z-80 instruction set the

Opcode	Operand
RST	p
$1 \quad 1 \quad \leftarrow \quad 1 \quad \rightarrow \quad 1 \quad 1 \quad 1$	
where $t = p/8$	
Operation:	
$(SP - 1) \leftarrow PC_n$	
$(SP - 2) \leftarrow PC_n$	
$SP \leftarrow SP - 2$	
$PC_n \leftarrow 0$	
$PC_n \leftarrow p$	

Table 1. The Format of RST



RST	Address	sequence(hex)	Level II Routine
0	0000:		DI ;disable interrupts XOR A ;clear A register JP 0674H ;to system initialization
1	0008	4008 1C96:	LD A,(HL) ;get current character EX (SP),HL ;get "return addr" from stack CP (HL) ;compare char to that after CALL instr INC HL ;increment pointer EX (SP),HL ;restore as adjusted return addr JP Z,1D78H ;continue as RST 10H if same JP 1997H ;else syntax error
2	0010	4003 1D78: NXT:	INC HL ;increment string pointer LD A,(HL) ;get character CP 3AH ;compare to : RET NC ;return if equal or higher CP 20H ;check for space JP A,NXT ;skip over spaces CP 00H ;also skip JR NC,CHK ; HT CP 09H ; and JP NC,NXT ; LF CHK: CP 30H ;compare to 0 CCF ;compl carry flag (set if digit) INC A ;these 2 instr clear zero flag DEC A ;in case character was 0 RET
3	0018	4006 1C98:	LD A,H ;get high byte of HL pair SUB D ;subtract off high byte of DE pair RET NZ ;if not same, flags set OK LD A,L ;else compare SUB E ;low bytes RET
4	0020	4009 25D9:	LD A,(40AFH) ;get variable type CP 08H ;double precision? JR NC,BLW ;if so, jump below SUB 03H ;sets sign flag if integer OR A ;sets zero flag if string SCF ;clears P/V flag if single RET ;set carry flag, not double DP: SUB 03H ;clears zero and carry flags OR A ;sets P/V flag RET
5	0028	400C:	RET
6	0030	400F:	RET
7	0038	4012:	EI ;reenable interrupts RET

Table 2.

vice routine that is finally executed. These are the defaults initialized by the Level II software.

The following sections discuss each of these routines in more detail. If one wishes to use them in his own programs, the inputs expected and the outputs returned are described. In several cases, the A register is used within the routine and modified. If the contents of this register prior to the RST call must be preserved, either store it away (e.g. push it on the stack) or, if possible load the value into another register that is not affected.

#### RST 0 (00H)

This routine is invoked when the system is powered up, generating a hardware reset and initializing the program counter to 0000. A software call of RST 00H results in the same restart.

Basically, the initialization proceeds as follows. Interrupts are disabled and the cassette output port is cleared. The default RST vectors and device control blocks are copied from ROM into the lowest RAM locations, starting at 4000H. The system then checks to see whether to continue the initialization from ROM or from disk.

If a disk controller is present in the system and the break key is not depressed, it tries to copy a one-page bootstrap routine from disk. Note that because the disk controller is in the expansion interface, the break key must be depressed, to prevent the system from dropping into the disk initialization when the interface, but no disk, is present. Otherwise, the initialization con-

**MOVING?**

Let us know 8 weeks in advance so that you won't miss a single issue of 80 Microcomputing. Attach old label where indicated and print new address in space provided. Also include your mailing label whenever you write concerning your subscription. It helps us serve you promptly.

☐ Address change only    ☐ Extend subscription    ☐ Enter new subscription  
☐ 1 year \$18.00    ☐ Payment enclosed    ☐ Bill me later

If you have no label handy, print OLD address here

print NEW address here

Name \_\_\_\_\_ Name \_\_\_\_\_  
 Address \_\_\_\_\_ Address \_\_\_\_\_  
 City \_\_\_\_\_ State \_\_\_\_\_ Zip \_\_\_\_\_ City \_\_\_\_\_ State \_\_\_\_\_ Zip \_\_\_\_\_

**80 MICROCOMPUTING**

P.O. Box 981 • Farmingdale NY 11737

MODEL II




26-4002  
**64K 1 Drive**  
**\$3499.00**

MODEL III



26-1061 4K I. .... \$630.00  
26-1062 16K III. .... 900.00  
26-1063 32K III  
2-Drives, RS232. .... 2246.00



## CENTRONICS

Fast 100 CPS Centronics  
730 Printer. .... \$675.00  
Text Quality Centronics  
737 Printer. .... \$850.00

**Model II Cobol Compiler**  
**\$360.00**  
**Cobol Run Time Package**  
**\$36.00**

# AUTHORIZED TRS-80® DEALER A301

## COMPUTER SPECIALISTS


26-1056 16K Level II System with Keypad. \$670.00  
26-1145 RS-232 Board. .... 84.00  
26-1140 "O" K Interface. .... 249.00  
26-1141 "16" K Interface. .... 365.00  
26-1142 "32" K Interface. .... 476.00  
26-1160 Mini Disk - Drive O. .... 424.00  
26-1161 Mini Disk - Additional. .... 424.00  
26-1154 Lineprinter II. .... 720.00  
26-1156 Lineprinter III. .... 1799.00  
26-1180 Voice Synthesiser. .... 339.00  
26-1181 VOXBOX. .... 145.00  
26-1104 Factory Upper/Lower  
Case Modification Installed. .... 70.00  
26-1506 Scripsit - Tape. .... 60.00  
26-1563 Scripsit - Disk. .... 85.00

NOTE: Call for availability of VIDEO TEX, Model III, Color, and other new products.

ALL OTHER R.S. SOFTWARE  
FURNITURE, STANDS, CABLES  
AND ACCESSORIES DEDUCT  
10% FROM CATALOG PRICE

Novation Cat Modem. . \$149.00  
CCA Data Management  
System. .... 72.00  
Adventure Games  
Games 1-9 each. .... 14.00

### Pocket Computer



26-3501 1.9K P.C. .... \$225.00  
26-3503 Cassette I/F. .... 45.00  
14-812 Recorder. .... 72.00

MODEL I



26-1054  
**4K Level II**  
**\$552.00**

COLOR



26-3001 4K. .... \$360.00  
26-3002 16K. .... 540.00  
26-3010 Color Video. .... 360.00  
26-1206 Recorder. .... 54.00  
26-3008 Joysticks. .... 22.50

**Acorn**  
Software  
Products, Inc.

### GAMES:

Alien Invasion. .... \$9.00  
Stock Market. .... 9.00  
Star Trek. .... 9.00  
Block 'Em. .... 9.00  
Ting-Tong. .... 9.00

### UTILITIES:

System Savers. .... 14.00

### EDUCATION:

Language Teacher. .... 18.00

**FREE: PRICE LIST  
UPON REQUEST**

# 1-800-841-0860 Toll Free Order Entry

✓72

## MICRO MANAGEMENT SYSTEMS, INC.

No Taxes on Out Of  
State Shipments

Immediate Shipment  
From Stock on Most Items

DOWNTOWN PLAZA SHOPPING CENTER  
115 C SECOND AVE. S.W.  
CAIRO, GEORGIA 31728  
**(912) 377-7120 Ga. Phone No.**

\*TRS-80 is a registered trademark of the Tandy Corp.

Full Factory Warranty  
on All Items Sold.

Largest Inventory  
In the S.E. U.S.A.



# TRS-80 LEVEL II \$685. COMPLETE SYSTEM

Limited quantity in stock


The world's most popular microcomputer, with 16K of memory and Level II BASIC for only \$685.00 complete with full 90-day Radio Shack warranty.

We accept check, money order or phone orders with Visa or Master Charge. (Shipping costs added to charge orders).

Disk drives, printers, peripherals, software & games... you name it, we've got it (both Radio Shack & other brands). Write or call for our complete price list.



**ELECTRONICS  
MART, LTD.**



**AUTHORIZED  
DEALERSHIP**

**Radio Shack®**

tinues from the Level II ROM software, copying additional default values from ROM to RAM, setting various memory pointers and beginning the MEMORY SIZE? dialog.

## RST 1 (08H)

The RST 08H call checks whether the last character read from an input string is a specific

character required by the syntax of the statement being processed. If the proper character is found, the routine continues to the next character in the same manner as the RST 10H call (see below); otherwise a syntax error return is used. The character to be checked must be stored in the next byte after this instruction.

Inputs: HL register pair points to character to be checked (requires character immediately after instruction).  
Outputs: a) If proper character, A contains next character not a space, HT, or LF. HL points to location of character returned.  
Flags: Carry flag set if digit (0 to 9), else cleared; zero flag set if colon (:), else cleared.  
b) If wrong character, jumps to SN error return.  
Other registers modified: If error return, A,B,C,E.

Table 3.

Inputs: HL points one location prior to next character to check.  
Outputs: A contains next character, not a space, HT, or LF. HL points to location of character returned. Flags: Carry flag set if digit (0 to 9), else cleared; zero flag set if colon (:), else cleared. Other registers modified: None.

Table 4.

## FASTER THAN A SPEEDING TYPIST...

Is it safe to walk the keyboard of your TRS-80 at night? Do you look for Syntax Errors down every dark subroutine? Well, look in your mailbox—It's a bill, it's an ad, it's **CLOAD MAN!** Faster than keying in hardcopy, more fun than an accounts-receivable package, ready to run in a single load...

When mild mannered Clyde Cload (star cassette tape duplicator at the **MONTHLY CLOAD**) dons his cape, the evil Typo-Bugs cringe in terror. This mighty Man of Iron Oxide swoops down on your TRS-80 by First Class Mail every month with super, ready-to-load programs for your (and your computer's) education and enjoyment.

Join in the battle against the Finger-Cramps, Edit Modes, and Typo-Bugs. Let **CLOAD MAN** come to your computer's aid by getting a subscription to **CLOAD MAGAZINE**.

### PRICES

1 year subscription.....	\$42.00
6 month subscription .....	\$23.00
Single copies.....	\$4.50
Anthology-volume 1.....	\$10.00
Anthology-volume 2.....	\$15.00

### The Fine Print:

Overseas rates slightly higher—please write for them.  
Back issues available—ask for our list.\*


TRS-80 is a trademark of Tandy Corporation.

California residents add 6% to single copies and anthologies.  
Programs are for Level II 16K and occasionally for 48K disks.

\*24 Level I back issues also available.

Mastercharge/Visa Welcome Also Cash & Gold.

© Copyright **CLOAD MAGAZINE** 1980



**CLOAD**  
MAGAZINE inc.

P.O. Box 1267 • Goleta, CA 93017  
(805) 964-2761

# THE ALTERNATE SOURCE

**Q: When you're past the fundamentals, what's next?**

**A: Plenty.**

Learning the ins and outs, ups and downs, and all the different capabilities of our TRS-80 can really be a lot of fun. But sometimes it's not very easy. When you're stumped, who do you turn to? Maybe a local friend, perhaps your users group. Another important source of information and knowledge is magazines. We at **The Alternate Source** know several knowledgeable persons who are willing to share their store of information, in the form of tutorials, commentaries, demonstration programs, tips, techniques and more. Among our regular authors are the very-well respected Dennis Bathory Kitz, the extremely knowledgeable Allan Moluf, the wise and witty Jesse Bob Overholt, and the master tutorialist Bill Brown. You'll meet others, too, who all have good ideas to share.

So when you're past the fundamentals, that's when the fun really begins. And **The Alternate Source** is right there, keeping you up to date on all the latest information. Published bi-monthly, six issues are just \$9.00. Or you can sample an issue for only \$2.00. Put **The Alternate Source** on trial, and see if it isn't worth every hard-earned penny you pay for it! Satisfaction guaranteed or your subscription can be cancelled at any time. A limited number of some back issues are available.

## Racet computes

GSF .....	24.95
Comproc .....	19.95
Infinite Basic .....	49.95
Business Basic .....	29.95
Remodel & Proload .....	34.95

## MISOSYS

Disk*Mod .....	20.00
Disassembler I .....	15.00
Disassembler II .....	20.00
CMDFILE Utility .....	20.00
Disk Utility .....	20.00
Tape Utility .....	15.00

## Automated Simulations

Datestones of Ryn .....	14.95
Morloc's Tower .....	14.95
Invasion Orion .....	19.95
Starfleet Orion .....	19.95
Rescue at Rigel .....	19.95
Temple of Apshai .....	24.95
(Disk versions add \$5.00)	

## Level IV Products

BOSS .....	29.95
Invaders Plus .....	(tape) 19.95
Invaders Plus .....	(disk) 24.95

## Acorn Software

Pinball .....	(tape) 14.95
Pinball .....	(disk) 19.95
Structured Basic Translator .....	29.95
Space Wars .....	9.95
SCOMM .....	29.95
Pigskin .....	(tape) 14.95
Pigskin .....	(disk) 19.95

## Microsoft

BASCOM .....	175.00
EDTASM Plus .....	29.95

## Miscellaneous

Packer .....	29.95
FSI .....	25.00
IRV .....	25.00
Smoke Screen .....	(hard plexiglass) 9.95

## Meta-Trek

This is NOT your average star-trek game! Meta-Trek requires 32K and one disk drive, and features several never-before-incorporated missions! You'll be dodging black holes and meteor storms, contemplating time warps and dealing with sensor-zapped quadrants! You'll have the help of your computer (which resembles a TRS-80 remarkably) and a detailed report on your standings, but this one still isn't easy! There is a FREEZE command, though, to allow you to save your progress to disk. An excellent plot, with excellent graphics to match! Fast, too, with embedded Z-80 routines. This one's \$19.95 and comes on diskette with an orientation manual...well worth it! We've already enjoyed hours and hours, and have many more to go!

## TRAKCESS

TRAKCESS will probably be the most valuable utility you'll ever own! Why? Just look at the functions it will perform:

Will allow you to back up those protected diskettes so you don't have to use the original!

Will allow you to recover damaged diskettes; read, write, edit or create ANY track or sector, standard or not!

Will allow you to utilize a super 'Electric Pencil' type of editing!

Will allow you to gain access to previously inaccessible information embedded in diskettes!

Will bring under direct control every capability of the TRS-80's 1771 Floppy Disk Controller!

TRAKCESS requires 48K and two drives are desirable for most functions. Price is \$24.95, but to make it even more affordable, you can add up to five cents for each copy you wish to make (up to five) and sell to your friends. This allows us to save on shipping, packaging, diskettes and labor, so we'll pass the savings on to you! Appreciate it? Make it a success!

## The Alternate Source

Varkeep .....	(tape) 14.95
Varkeep .....	(disk) 16.95
Btrace .....	(tape) 19.95
Btrace .....	(disk) 21.95
Compress Program Utility .....	19.95
Search .....	19.95
Replace .....	(disk) 16.95
Changes .....	(disk) 16.95
Othello .....	9.95
Cribbage .....	(32K Level II) 16.95
Cribbage .....	(disk) 19.95
Gomoku .....	9.95
Mental Lapse .....	12.95
Jungle .....	9.95
Curtains .....	9.95
Disklib .....	(disk) 12.95
Quill Driver & DVR .....	39.95
DVR .....	(tape) 9.95
DVR .....	(disk) 12.95
Copydisk .....	(disk) 15.95
Spool/80 .....	(disk) 16.95
Information Storage And Retrieval .....	24.95
OS/80 Machine Language Utility .....	14.95

\*\*\*\*\*

## Adventure International

Adventures 1-9 .....	(each) 14.95
Tunnel of Fahad .....	9.95
Dr. Chips .....	14.95
Z-Chess .....	17.95
Back-40 .....	14.95
Galactic Empire .....	14.95
Galactic Trader .....	14.95
Galactic Revolution .....	14.95

## Mad Hatter Software

Quest adventure .....	14.95
Sleuth adventure .....	14.95

## Media

Nashua diskettes .....	10/25.00
Verbatim diskettes .....	10/26.50

## And...

TAS Software Catalog .....	.50
(Comes with \$2.00 off coupon!)	

## Save up to 20% !!!

That's right! When you order through The Alternate Source, you s-t-r-e-t-c-h your software dollar! It's this easy: add up the prices of the items you want; if it totals more than \$25.00, subtract 10%! More than \$50.00, subtract 15%! If your order totals more than \$100.00, subtract a full 20%! It's our "more for us, more for you" pricing policy, and offer is good until January 1st! (Sorry, no further discounts on books, diskettes, BASCOM or subscriptions! Software only!)

Visa/Master Charge welcome, add 4%

COD orders welcome, add \$1.25

**THE ALTERNATE SOURCE**

1806 Ada Street  
Lansing, MI 48910 ✓ 138

Phone (517) 485-0344 or 487-3358

(\$2.00 Postage & Handling must accompany all orders under \$1,000.00!)

PLEASE SHIP ME: \_\_\_\_\_

\_\_\_\_\_

\_\_\_\_\_

SHIP TO: \_\_\_\_\_

Address: \_\_\_\_\_

City, State, Zip: \_\_\_\_\_

☐ Ship First Class

☐ Ship UPS

Inputs:	HL and DE contain 16 bit values to be compared.	
Outputs:	<u>Condition</u>	<u>Appropriate flags to check</u>
	Address in HL>DE	Carry flag cleared, zero flag cleared
	Address in HL<DE	Carry flag set
	Signed val in HL>DE	[Sign flag $\oplus$ P/V flag] = 0, Zero flag clear
	Signed val in HL<DE	[Sign flag $\oplus$ P/V flag] = 1
	HL = DE	Zero flag set, carry and sign flags clear
	Other registers modified: A (Note: HL and DE not modified.)	

Table 5.

As an example of the use of this routine, suppose the text just processed *must* be followed by a comma and then some additional data. The code would be:

```
RST 10H
DEFB','
```

Note that the RST routine automatically increments the return address past the defined character.

#### RST 2 (10H)

This service routine is used primarily for scanning input character strings. It retrieves the next non-blank character after the current HL pointer location, also skipping over any horizontal tab (HT) and line feed (LF) characters that may be in the string.

In addition to returning the character and its memory location, it also sets or clears certain condition flags to indicate the type of character retrieved. The RST 10H call is usually followed by a conditional jump, depending on the type of character expected next. (Table 4).

Be sure to note that the HL register pair is incremented *before* the character is read. As an example of its use, a routine may be converting digits in the input string to an integer value. The process would be terminated if a non-digit character is encountered. Then the coding would include:

```
RST 10H
RET NC
:
(process character in A)
:
```

#### RST 3 (18H)

The function of this routine

compares the contents of the HL register pair to the contents of the DE register pair. It performs an HL - DE compare and sets the appropriate condition flags.

The routine is particularly useful when comparing a memory pointer to some memory limit or other stored pointer. When comparing memory addresses, the carry flag should be tested rather than the sign flag.

An address greater than 32K is considered higher than one below it, but the sign bit is set (negative) for these upper addresses. Comparisons across the 32K boundary could cause erroneous results if the sign flag is used.

On the other hand, if the RST call is used for a true arithmetic comparison, use the sign bit instead. In the latter case, the sign bit must be exclusive ORed with the overflow flag in case the difference exceeds the 16 bit number range. (Table 5).

For example, to generate a jump if the HL pointer is higher than or the same as the DE pointer, the code would be:

```
RST 18H
JP NC,nnnn
```

#### RST 4 (20H)

This service routine is used in the Level II software to check the type of the variable that is currently being processed. The

variable type indicator (corresponding to byte length) is stored in location 40AFH of the reserved area in RAM. (Table 6).

The routine tests the type indicator in such a way that one of the four condition flags used has a unique setting for each of the types. (Table 7).

A RST 20H call is followed by a conditional jump instruction. For example, to branch if the variable is single precision, the code would be:

```
RST 20H
JP PO,nnnn
```

#### RST 5 (28H)

Not used by Level II BASIC; therefore, the default is an immediate return. This RST is executed in the Level II keyboard driver when the break key is depressed. Modifying the restart vector (400C-E) allows one to intercept execution when the break key is pressed.

#### RST 6 (30H)

Not used by Level II BASIC; therefore, the default is an immediate return.

#### RST 7 (38H)

The default coding for this RST simply reenables interrupts and returns. One should be aware that this RST is somewhat special.

First of all, the machine code

for this instruction is FFH, a value to which much of memory initializes. An inadvertent jump to one of those locations will invoke the restart.

Secondly, if the Z-80 processor is set in interrupt Mode 1 by the IM1 instruction, a non-maskable interrupt (the kind generated by pushing the reset button behind the keyboard) executes a restart to location 38H instead of the normal NMI restart to location 66H when in Mode 0 (the power-up default). Setting interrupt Mode 1 and loading a jump instruction at locations 4012-4H allows one to intercept execution after the reset button is pushed, rather than enter the reinitialization routine in ROM.

#### Conclusion

The service routines called by the RST instruction in the TRS-80 Level II software were chosen because they are frequently used functions. It is to the advantage of any serious assembly language programmer to understand these routines and try to use them.

For example, a program which reads in and scans lines of text might be written to utilize the RST 10H call effectively. The programmer who is interested in the ultimate compactness might also consider using those RST's not claimed by the system software.

For DOS users, be sure to first check how your operating system uses them. ■

Variable type	(40AFH)
Integer	2
String	3
Single precision	4
Double precision	8

Table 6.

Inputs:	(40AFH) = variable type
Outputs:	Flags—Sign flag set only if integer, else cleared; zero flag set only if string, else cleared; P/V flag cleared (P0) only if single prec, else set (PE) Carry flag cleared only if double precision, else set Other registers modified: A (contains type indicator - 3.)

Table 7.



# PMC-80

## Level II 16K at \$645



## SOFTWARE COMPATIBLE

- Reads all Level II BASIC tapes
- Reads all SYSTEM tapes
- Full range of peripherals
- Video output for monitor and TV
- Optional FASTLOAD at 8000 baud
- Optional Upper/Lower case

The PMC-80 is a "work-alike" computer to the popular TRS-80\* Model I, Level II by Tandy, Radio Shack. The PMC-80 has 16K bytes of RAM and the complete Level II 12K BASIC ROM by Microsoft that makes it 100% software compatible with programs from Radio Shack and from the hundreds of other independent suppliers. The built-in cassette player reads standard Radio Shack programs for the TRS-80\*.

Sold through computer stores.

The PMC-80 will operate with any of the many peripherals Radio Shack and other independent vendors have invented to plug into the TRS-80\*. Most importantly, the Interface Adapter permits Expansion Interfaces with memory expansion to 48K to be added. An Expansion Interface will also permit the addition of Radio Shack compatible 5¼" disks and disk operating systems, RS 232, printers, etc.

\*TRS-80 is a registered trademark of Tandy, Radio Shack.

✓ 422

### Personal Micro Computers, Inc.

475 Ellis Street, Mountain View, CA 94043

(415) 962-0220

*More on this handy speed-up device for the Shack's Level II BASIC.*

# The Useful USR(0) Function

Terry Kepner  
PO Box 481  
Peterborough, NH 03458

As I slowly worked my way into assembly language programming, I discovered the usefulness of the Radio Shack USR(0) function. To those of you who have not yet tripped across this utility, USR(0) allows

you to call assembly language routines from BASIC programs. This is handy when you want to speed up the normally tedious graphic functions and string manipulations of Level II BASIC.

There are two primary methods used to imbed these routines into your program. The first method is the easiest for a programmer to use, but can lead

to problems for the end user. It involves loading the assembly language routine into memory via the System command, and then using CLOAD for the BASIC part of the program.

## Second Method

The second method takes advantage of POKE and lets you load the assembly language

routine as a part of the BASIC program itself. To do this you place the assembly language instructions in data statements, then POKE these statements into active memory.

Since the first method requires loading two different programs, user errors may creep into the programs. The second method eliminates this problem,

### Program Listing

```

4A00      00010      ORG      4A00H
00020      ;*****
00030      ;** TBUG+ JAN. 01,1980 **
00040      ;*****
43DD      00050      RETURN   EQU    43DDH
3C00      00060      VIDEO   EQU    3C00H
0001      00070      COUNT   DEFS    1
0001      00080      BLOCK   DEFS    1
0002      00090      SVMEMA  DEFS    2
0002      00100      SVSCRA  DEFS    2
00110
4A06 FE43      00120      START  CP      'C'
4A08 2811      00130      JR      Z,CLS
00140
4A0A FE44      00150      CP      'D'
4A0C 2827      00160      JR      Z,DUMP
00170
4A0E FE46      00180      CP      'F'
4A10 CA0D48    00190      JP      Z,480DH ;REP FIX RTN CHECK
00200
4A13 FE53      00210      CP      'S'
4A15 CA014B    00220      JP      Z,SHIFT
00230
00240      ;INSERT ADDIT'L COMMANDS HERE.....
00250
4A18 C3EA43    00260      JP      43EAH ;RET-NO HIT
00270
00280      ;*****
00290      ;** CLEAR SCREEN ROUTINE **
00300      ;*****
4A1B CD274A    00310      CLS      CALL    CLRSCR
00320
4A1E 21003C    00330      LD      HL,VIDEO
4A21 223D48    00340      LD      (483DH),HL
00350
4A24 C3DD43    00360      JP      RETURN
00370
4A27 21003C    00380      CLRSCR  LD      HL,VIDEO
4A2A 11013C    00390      LD      DE,VIDEO+1
4A2D 010004    00400      LD      BC,400H
4A30 3620      00410      LD      (HL),20H
4A32 EDB0      00420      LDIR
4A34 C9        00430      RET
00440
00450      ;*****
00460      ;** DUMP MEMORY ROUTINE **
00470      ;*****
00480
4A35 CD3245    00490      DUMP    CALL    4532H
4A38 CD8945    00500      CALL    4589H
4A3B 324048    00510      LD      (4840H),A
00520
4A3E CD8945    00530      CALL    4589H
4A41 323F48    00540      LD      (483FH),A
00550
4A44 CD274A    00560      CALL    CLRSCR
00570
4A47 DD2A3F48  00580      LD      IX,(483FH);MEM LOCN
4A4B FD21003C  00590      LD      IY,VIDEO;SCR LOCN
4A4F 01D000    00600      LD      BC,20H
00610
4A52 AF        00620      XOR      A
4A53 32004A    00630      LD      (COUNT),A
4A56 32014A    00640      LD      (BLOCK),A

```

```

4A59 DD22024A  00650      LD      (SVMEMA),IX
4A5D FD22044A  00660      LD      (SVSCRA),IY
4A61 CD774B    00670      CALL    ADDR55
00680
4A64 FD23      00690      INC      IY
00700
4A66 DD7E00    00710      DSPDMP  LD      A,(IX)
00720
4A69 CD674B    00730      CALL    DSPRTN
00740
00750      ;ASCII CODE RTN
00760
4A6C FDE5      00770      PUSH     IY
00780
4A6E DDE5      00790      PUSH     IX      ;CURR MEM PTR
4A70 E1        00800      POP      HL
00810
4A71 ED5B024A  00820      LD      DE,(SVMEMA)
4A75 B7        00830      OR      A
4A76 ED52      00840      SBC      HL,DE
00850
4A78 ED5B044A  00860      LD      DE,(SVSCRA)
4A7C 19        00870      ADD      HL,DE
00880
4A7D 112E00    00890      LD      DE,2EH
4A80 19        00900      ADD      HL,DE
00910
4A81 E5        00920      PUSH     HL
4A82 FDE1      00930      POP      IY
00940
4A84 3E2E      00950      LD      A,'.'
4A86 FD7700    00960      LD      (IY),A
00970
4A89 DD7E00    00980      LD      A,(IX)
00990
4A8C FE30      01000      CP      30H
4A8E FA994A    01010      JP      M,ASCEND
01020
4A91 FE5B      01030      CP      5BH
4A93 F2994A    01040      JP      P,ASCEND
01050
4A96 FD7700    01060      LD      (IY),A
01070
4A99 FDE1      01080      ASCEND   POP      IY
01090
4A9B DD23      01100      INC      IX
4A9D 0B        01110      DEC      BC
01120
4A9E 3A004A    01130      LD      A,(COUNT)
4AA1 3C        01140      INC      A
4AA2 32004A    01150      LD      (COUNT),A
4AA5 FE04      01160      CP      4
4AA7 2803      01170      JR      Z,SPACE
4AA9 C3664A    01180      JP      DSPDMP
01190
4AAC FD23      01200      SPACE   INC      IY
4AAE AF        01210      XOR      A
4AAF 32004A    01220      LD      (COUNT),A ;CLEAR COUNT
01230
4AB2 3A014A    01240      LD      A,(BLOCK)
4AB5 3C        01250      INC      A
4AB6 32014A    01260      LD      (BLOCK),A
01270
4AB9 FE04      01280      CP      4

```

Program continues

```

4AB 20A9 01290 JR NZ,DSPDMP
4ABD AF 01310 NEWLIN XOR A
4ABE 32014A 01320 LD (BLOCK),A ;CLEAR BLOCK
4AC1 111700 01340 LD DE,0017H
4AC4 FD19 01350 ADD IX,DE
4AC6 FD22044A 01360 LD (SVSCRA),IX
4ACA DD22024A 01370 LD (SVNEMA),IX
4ACE 78 01380 LD A,B
4ACF B1 01390 OR C
4AD0 2807 01400 JR Z,DSPRET
4AD2 CD774B 01410 CALL ADDR55
4AD5 FD23 01420 INC IX
4AD7 188D 01430 JR DSPDMP
4AD9 21803F 01440 LD HL,3F80H
4ADC 223D48 01450 LD (483DH),HL
4ADF C3DD43 01460 JP RETURN
4AE2 4F 01470 DSPCHR LD C,A
4AE3 CB3F 01480 SRL A
4AE5 CB3F 01490 SRL A
4AE7 CB3F 01500 SRL A
4AE9 CB3F 01510 SRL A
4AEB CDF74A 01520 CALL CHECK
4AEE 67 01530 LD H,A
4AEF 79 01540 LD A,C
4AF0 E60F 01550 AND 0FH
4AF2 CDF74A 01560 CALL CHECK
4AF5 6F 01570 LD L,A
4AF6 C9 01580 RET
4AF7 C630 01590 CHECK ADD A,30H
4AF9 FE3A 01600 CP 3AH
4AFB FA004B 01610 JP M,CHECK1
4AFE C607 01620 ADD A,7
4B00 C9 01630 CHECK1 RET
01640
01650 ;*****
01660 ;** MOVE UP/DOWN ROUTINE **
01670 ;*****
01680
4B01 CD3245 01690 SHIFT CALL 4532H
4B04 CD8945 01700 CALL 4589H
4B07 324248 01710 LD (4842H),A ;SOURCE-MSB
4B0A CD8945 01720 CALL 4589H
4B0D 324148 01730 LD (4841H),A ;SOURCE-LSB
4B10 CD7B45 01740 CALL 457BH
4B13 CD8945 01750 CALL 4589H ;DEST-MSB
4B16 324448 01760 LD (4844H),A
4B19 CD8945 01770 CALL 4589H
4B1C 324348 01780 LD (4843H),A ;DEST-LSB
4B1F CD7B45 01790 CALL 457BH
4B22 CD8945 01800 CALL 4589H
4B25 324648 01810 LD (4846H),A ;BYTES - MSB
4B28 CD8945 01820 CALL 4589H
4B2B 324548 01830 LD (4845H),A ;BYTES - LSB
4B2E 2A4148 01840 LD HL,(4841H)
4B31 ED5B4348 01850 LD DE,(4843H)
4B35 B7 01860 OR A ;RESET CARRY
4B36 ED52 01870 SBC HL,DE
4B38 F24D4B 01880 JP P,MOVDWN
4B3B CD554B 01890 MOVUP CALL MSETUP
4B3E E5 01900 PUSH HL
4B3F D5 01910 PUSH DE
4B40 E1 01920 POP HL
4B41 09 01930 ADD HL,BC
4B42 E5 01940 PUSH HL
4B43 D1 01950 POP DE
4B44 E1 01960 POP HL
4B45 09 01970 ADD HL,BC
4B46 2B 01980 DEC HL
4B47 1B 01990 DEC DE
4B48 EDB8 02000 LDDR
4B4A C3DD43 02010 JP RETURN
4B4D CD554B 02020 MOVDWN CALL MSETUP
4B50 EDB8 02030 LDIR
4B52 C3DD43 02040 JP RETURN
4B55 21C03F 02050 LD HL,3FC0H
4B58 223D48 02060 LD (483DH),HL
4B5B 2A4148 02070 LD HL,(4841H)
4B5E ED5B4348 02080 LD DE,(4843H)
4B62 ED4B4548 02090 LD BC,(4845H)
4B66 C9 02100 RET
4B67 C5 02110 DSPRTN PUSH BC
4B68 CDE24A 02120 CALL DSPCHR
4B6B C1 02130 POP BC
4B6C FD7400 02140 LD (IX),H
4B6F FD23 02150 INC IX
4B71 FD7500 02160 LD (IX),L
4B74 FD23 02170 INC IX
4B76 C9 02180 RET
4B77 DDE5 02190 ADDR55 PUSH IX
4B79 D1 02200 POP DE
4B7A 7A 02210 LD A,D
4B7B CD674B 02220 CALL DSPRTN
4B7E 7B 02230 LD A,E
4B7F CD674B 02240 CALL DSPRTN

```

WIN

# ELECTRONIC HANDICAPPER: BASKETBALL

by Rick Sothen, John Laurence, Walter Gavenda

## PREDICTION

ARIZONA STATE AT ALABAMA  
ALABAMA OVER ARIZONA STATE BY 5 POINTS  
ALABAMA AT ARIZONA STATE  
ARIZONA STATE OVER ALABAMA BY 7 POINTS

## BEAT THE SPREAD!!

Relax and enjoy the game--you already know the winner. You even have a predicted point spread. You know what's happening in all the other games, too.

**BASKETBALL**, first in the **ELECTRONIC HANDICAPPER** series, will introduce you to the benefits of predicting in advance the winners of this season's basketball games. This two-tape package gives you power ratings to get you started. You keep the data tape informed of the current week's wins, losses and points with about an hour of your input time each week. The program then calculates a winner and point spread for you to use.

Last season, our test market was able to predict 85% of the winners with a point spread accuracy of 64%. One week, five upsets were accurately predicted.

Now, Acorn doesn't guarantee any specific percentage of accuracy, and we certainly don't want to encourage anyone to develop any bad habits. **ELECTRONIC HANDICAPPER: BASKETBALL** is designed to enable you to pick winners and predict point spread with a degree of accuracy which significantly exceeds the laws of chance.

The two-tape package is \$99.00 and requires Level II 16K TRS-80.\* You can put it on disk if your system is disk based.

We're betting that you'll enjoy this and other fine Programs such as **CHECKBOOK PLUS** (\$29.95) and **SUPERSCRIPT** (\$29.95 each) from Acorn Software Products. Ask for these and other quality Acorn programs at your local computer store.

\*TRS-80 is a trademark of Tandy Corp.



DEALER INQUIRIES INVITED

**Acorn**  
Software Products, Inc.

634 North Carolina Avenue, S.E., Washington, D.C. 20003





\*CANNED SOFTWARE & the can is a trademark of BCC.

# 3-80 SOFTWARE!

Yes! Quality Software for the TRS-80 is now written & available. BCC is pleased to be able to present some very fine software now with even more available in the very near future. Also we develop custom designed software for your every need. Write us for a FREE price quote.

\* TRS-80 is a trademark of the Radio Shack Division of Tandy Corporation

For Software Think BCC

## Mail Base 80

MOD 1 (Requires 48K & 4 drives) \$69.95  
MOD 11 (Requires 48K & 4 drives) \$129.95

A RANDOM ACCESS program which keeps track of an unlimited number of entries. Plus it allows direct access of information in any order. Today, list all people who have outstanding bills & tomorrow produce a list in zip-code order. EXCELLENT!!!

## Oil Delivery

MOD 11 (REQUIRES 48K & 4 drives) write for price quote. A system for the '80s. This system handles everything for the heating industry.

## Vendor

MOD 1 (Requires 48K & 2 drives) \$39.95

This program keeps track of an unlimited number (650 per disk) of vendors. Allows direct access of coded information by vendor number, & also permits access by various other fields.

For Supplies Think BCC

## Disks & Tapes

5 1/4 inch diskettes 3M Brand \$49.95 (10 in plas. case)  
5 1/4 inch diskettes 3M Brand \$64.95 (Box of 10) 5 1/4 inch Verbatim \$39.95 (Box of 10)  
Cassettes Very High Quality \$16/doz C20's. ADD 'n STAC stackable cassette holders. Each holds 8 cassettes. \$3.49ea

## Printers

The fabulous BASE 2 PRINTER 96 char ASCII with Tractor Feed & 2K Buffer. This printer just can't be beat!!! \$649.00 (2 for \$1200.00)  
RECONDITIONED CENTRONICS 102A (330 chars/sec!!!) \$1500.00



☐ Master Charge  
☐ Visa

Exp. Date \_\_\_\_\_ Card No. \_\_\_\_\_  
Signature \_\_\_\_\_

ORDER NOW! All programs come on quality cassettes. Programs are available on diskette for an additional charge of \$7.00 per order. NYS residents add 7%. Check boxes of items being ordered:  
# of items ordered \_\_\_\_\_ Total amount enclosed \_\_\_\_\_ (All items must be prepaid)

Bourrut Consulting Corporation ✓57

21 Friendly Ad. Smithtown, N.Y. 11787

DEC. HEX ASCII

32	20	SPACE
33	21	!
34	22	"
35	23	#
36	24	\$
37	25	%
38	26	&
39	27	'
40	28	(
41	29	)
42	2A	*
43	2B	+
44	2C	,
45	2D	-
46	2E	.
47	2F	/
48	30	0
49	31	1
50	32	2
51	33	3
52	34	4
53	35	5
54	36	6
55	37	7
56	38	8
57	39	9
58	3A	:
59	3B	;
60	3C	<
61	3D	=
62	3E	>
63	3F	?
64	40	@
65	41	A
66	42	B
67	43	C
68	44	D
69	45	E
70	46	F
71	47	G
72	48	H
73	49	I
74	4A	J
75	4B	K
76	4C	L
77	4D	M
78	4E	N
79	4F	O

DEC. HEX ASCII

80	50	P
81	51	Q
82	52	R
83	53	S
84	54	T
85	55	U
86	56	V
87	57	W
88	58	X
89	59	Y
90	5A	Z
91	5B	[
92	5C	\
93	5D	^
94	5E	_
95	5F	`
96	60	@
97	61	a
98	62	b
99	63	c
100	64	d
101	65	e
102	66	f
103	67	g
104	68	h
105	69	i
106	6A	j
107	6B	k
108	6C	l
109	6D	m
110	6E	n
111	6F	o
112	70	p
113	71	q
114	72	r
115	73	s
116	74	t
117	75	u
118	76	v
119	77	w
120	78	x
121	79	y
122	7A	z
123	7B	{
124	7C	
125	7D	}
126	7E	~
127	7F	_

Character Codes Decimal & Hexadecimal

# COMPUTER PIRATES

# DATA & THIEVES ARE HERE...



Don't let computer pirates: **DIVINE your DATA**  
**FILCH your FILES**  
**PERUSE your PROGRAMS**

Protect them all with CRYPTTEXT, the hardware encryption module that brings ultra-high level security to the small computer user. Once encrypted, your files can be stored or transmitted in strictest privacy. A single CRYPTTEXT unit will differentially control the medical, legal or financial records, mailing lists, and design data for an entire firm.

Breaking CRYPTTEXT encrypted data is like unscrambling an egg. We don't say it's impossible but we have 3 oz. of fine gold waiting for the first person who succeeds in breaking our test message.

SECURITY SYSTEMS FOR USE WITH:

TRS-80

APPLE II

SUPERBRAIN

NORTHSTAR



# CRYPTTEXT

CORPORATION

P.O. Box 425  
Northgate Sta.  
Seattle, WA 98125

(206) 364-8888

but introduces its own: conversion.

BASIC uses decimal numbers when POKEing and assembly language uses hexadecimal numbers for its instructions.

This means that the programmer must convert the hexadecimal numbers into decimal in order to use the POKE process. This is a painful and boring procedure. There is also a good possibility that the programmer will make an error.

It didn't take me long—three OpCodes—to realize that doing it that way was for the birds.

So, I wrote a short program that did this chore for me and also produced a hard copy for future use.

Since I have found this hard copy indispensable, I've decided to share it with the rest of

computerdom. The rest of this article is the Z-80 Opcode Hexadecimal-to-Decimal Conversion Chart. Also included is a hex-decimal listing of the ASCII codes, including both upper and lowercase characters. (The new Radio Shack manual leaves out the lowercase letters.)

I hope you find this chart to be as useful as I find it. ■

## Hexadecimal to Decimal Conversion Chart

00	0
01	1, 132, 5
02	2
03	3
04	4
05	5
06	6, 32

Hexadecimal	Decimal	Hexadecimal	Decimal
07	7	7B	123
08	8	7C	124
09	9	7D	125
0A	10	7E	126
0B	11	7F	127
0C	12	80	128
0D	13	81	129
0E20	14, 32	82	130
0F	15	83	131
102E	16, 46	84	132
118405	17, 132, 5	85	133
12	18	86	134
13	19	87	135
14	20	88	136
15	21	89	137
1620	22, 32	8A	138
17	23	8B	139
182E	24, 46	8C	140
19	25	8D	141
1A	26	8E	142
1B	27	8F	143
1C	28	90	144
1D	29	91	145
1E20	30, 32	92	146
1F	31	93	147
202E	32, 46	94	148
218405	33, 132, 5	95	149
228405	34, 132, 5	96	150
23	35	97	151
24	36	98	152
25	37	99	153
2620	38, 32	9A	154
27	39	9B	155
282E	40, 46	9C	156
29	41	9D	157
2A8405	42, 132, 5	9E	158
2B	43	9F	159
2C	44	A0	160
2D	45	A1	161
2E20	46, 32	A2	162
2F	47	A3	163
302E	48, 46	A4	164
318405	49, 132, 5	A5	165
328405	50, 132, 5	A6	166
33	51	A7	167
34	52	A8	168
35	53	A9	169
3620	54, 32	AA	170
37	55	AB	171
382E	56, 46	AC	172
39	57	AD	173
3A8405	58, 132, 5	AE	174
3B	59	AF	175
3C	60	B0	176
3D	61	B1	177
3E20	62, 32	B2	178
3F	63	B3	179
40	64	B4	180
41	65	B5	181
42	66	B6	182
43	67	B7	183
44	68	B8	184
45	69	B9	185
46	70	BA	186
47	71	BB	187
48	72	BC	188
49	73	BD	189
4A	74	BE	190
4B	75	BF	191
4C	76	C0	192
4D	77	C1	193
4E	78	C28405	194, 132, 5
4F	79	C38405	195, 132, 5
50	80	C48405	196, 132, 5
51	81	C5	197
52	82	C620	198, 32
53	83	C7	199
54	84	C8	200
55	85	C9	201
56	86	CA8405	202, 132, 5
57	87	CB00	203, 0
58	88	CB01	203, 1
59	89	CB02	203, 2
5A	90	CB03	203, 3
5B	91	CB04	203, 4
5C	92	CB05	203, 5
5D	93	CB06	203, 6
5E	94	CB07	203, 7
5F	95	CB08	203, 8
60	96	CB09	203, 9
61	97	CB0A	203, 10
62	98	CB0B	203, 11
63	99	CB0C	203, 12
64	100	CB0D	203, 13
65	101	CB0E	203, 14
66	102	CB0F	203, 15
67	103	CB10	203, 16
68	104	CB11	203, 17
69	105	CB12	203, 18
6A	106	CB13	203, 19
6B	107	CB14	203, 20
6C	108	CB15	203, 21
6D	109	CB16	203, 22
6E	110	CB17	203, 23
6F	111	CB18	203, 24
70	112	CB19	203, 25
71	113	CB1A	203, 26
72	114	CB1B	203, 27
73	115	CB1C	203, 28
74	116	CB1D	203, 29
75	117	CB1E	203, 30
76	118	CB1F	203, 31
77	119	CB20	203, 32
78	120		
79	121		
7A	122		

Program continues

## SMALL BUSINESS SYSTEMS GROUP, INC.

the company who brought you real TRS-80 business software

### HARDWARE

NEC 5510 Spinwriter	2995	16K Level II	799
DATARoyal 5000	1495	64K Model II	3899
Okidata Microline 80	695	48K 2 disk Model III	2614
Originate/answer Modem	189	64K Superbrain 3.0	2995
US Robotics 330 Modem	310	48K Zenith Z89	2595
The Connection™		Atari 800	995
with ST80 III-C	439	Atari 400	595
Lynx	239	64K Altos ACS8000-2,	
The Source	95	Soroc 120, CP/M	5645
RS232C board	99	GTC 100A Terminal	985
16K 250 ns NEC Memory	75	Soroc IQ120	985
Box 10 5 1/4" Diskettes	35	Zenith Z19	985
Box 10 8" Diskettes	49	80 track MPI sgle drive	595
Box 8 1/2 x 11 Paper	33	80 track MPI dble drive	1095
Box 14 7/8" Paper	43	40 track Siemens	390
4 Drive Cable	49	8" Siemens for Mod II	1049
2 Drive Cable	35	Dual Siemens for Mod II	1595
Model II Cables	ask	Z89 Add-on drive	525
Ribbons, etc.	ask	32K Expansion Interface	490

### SOFTWARE

	MOD I	MOD II	
Name & Address	99	195	
Inventory	195	325	
CPA Client Billing	350	650	WRITE FOR NEW
3 Disk Coor AR,AP,GI	350	950	CATALOG
Stand alone AR,AP or GL	125	225	
Payroll	125	225	
AR with Invoicing	275	375	
Stock Control	225		
Dental Billing	600	1200	
Personal Finance (cmpld)	50	79	
6 Games by Lance Micklus		75	
ST80III™ communications	150	200	DEALER INQUIRIES
VTOS 4.0 by Randy Cooke	99		INVITED
SORT80	59	99	

We also have CP/M, Wordstar, Electric Pencil, Pearl, Microsoft, Superbrain Business Software, and much more.

TRS-80 is a trademark of Tandy Corp.

### COMING SOON!!!

SBSG Business Software on the Zenith and Altos



✓ 18

Small Business Systems Group, Inc.  
6 Carlisle Road  
Westford, MA 01886  
(617) 692-3800

Our 24 hour/day  
on-line computer and  
message center.  
FORUM-80  
1-617-692-3973

**DISK DRIVE WOES? PRINTER INTERACTION?  
MEMORY LOSS? ERRATIC OPERATION?  
DON'T BLAME THE SOFTWARE!**



ISO-1



ISO-2

Power Line Spikes, Surges & Hash could be the culprit!  
Floppies, printers, memory & processor often interact!  
Our unique ISOLATORS eliminate equipment interaction  
AND curb damaging Power Line Spikes, Surges and Hash.  
\*ISOLATOR (ISO-1A) 3 filter isolated 3-prong sockets;  
integral Surge/Spike Suppression; 1875 W Maximum load,  
1 KW load any socket . . . . . \$56.95  
\*ISOLATOR (ISO-2) 2 filter isolated 3-prong socket banks;  
(6 sockets total); integral Spike/Surge Suppression;  
1875 W Max load, 1 KW either bank . . . . . \$56.95  
\*SUPER ISOLATOR (ISO-3), similar to ISO-1A  
except double filtering & Suppression . . . \$85.95  
\*ISOLATOR (ISO-4), similar to ISO-1A except  
unit has 6 individually filtered sockets . . . \$96.95  
\*ISOLATOR (ISO-5), similar to ISO-2 except  
unit has 3 socket banks, 9 sockets total . . . \$79.95  
\*CIRCUIT BREAKER, any model (add-CB) Add \$ 7.00  
\*CKT BRKR/SWITCH/PILOT any model  
(-CBS) . . . . . Add \$14.00

PHONE ORDERS 1-617-655-1532

**Electronic Specialists, Inc.**

171 South Main Street, Natick, Mass. 01760

Dept. 8M

**ADVANCED BUSINESS  
SOFTWARE FOR THE TRS-80**

(Now Available For Model II Also)

\* FORECASTING \* RISK ANALYSIS \* U.S. MACRO MODEL

If you're serious about improving your business with a computer, why not use the best business planning software available? Dr. David M. Chereb has made the most powerful and successful business analytical techniques available to micro computer users.

All programs listed below are in Basic, for 32K (or more) disk based TRS-80 systems.

**BUSINESS PLANNING PACKAGE for FORECASTING** - An integrated set of forecasting programs to handle a variety of business forecasting needs from Trend Analysis to Advanced Multiple Regression (100 pg. User Manual) \$99.

**INVESTMENT RISK ANALYSIS** - The major ingredient in any investment is uncertainty. This program accounts for cost changes, shifting revenue streams and interest rate fluctuations. Now you can manage risk. (35 pg. User Manual) \$99.

**U.S. SIMULATION MODEL** - Knowing where the economy is going and how it reacts to government fiscal and monetary actions can save you a lot of money. This is a user oriented economic situation model constructed to professional standards (50 pg. User Manual) \$199.

**NOTICE TO CUSTOMERS:**

Because of the tremendous increase in recent orders, our shipping response time has slowed. We are expanding in order to correct this situation. But for the next month our shipping date will average one week after receipt of your order.

To order CALL 213/424-3852, or write to APPLIED ECONOMIC ANALYSIS, 4005 Locust Ave., Long Beach, CA 90807.

✓ 47

Hexadecimal	Decimal	Hexadecimal	Decimal
CB21	203, 33	CB9C	203, 156
CB22	203, 34	CB9D	203, 157
CB23	203, 35	CB9E	203, 158
CB24	203, 36	CB9F	203, 159
CB25	203, 37	CBA0	203, 160
CB26	203, 38	CBA1	203, 161
CB27	203, 39	CBA2	203, 162
CB28	203, 40	CBA3	203, 163
CB29	203, 41	CBA4	203, 164
CB2A	203, 42	CBA5	203, 165
CB2B	203, 43	CBA6	203, 166
CB2C	203, 44	CBA7	203, 167
CB2D	203, 45	CBA8	203, 168
CB2E	203, 46	CBA9	203, 169
CB2F	203, 47	CBAA	203, 170
CB38	203, 56	CBAB	203, 171
CB39	203, 57	CBAC	203, 172
CB3A	203, 58	CBAD	203, 173
CB3B	203, 59	CBAE	203, 174
CB3C	203, 60	CBAF	203, 175
CB3D	203, 61	CBB0	203, 176
CB3E	203, 62	CBB1	203, 177
CB3F	203, 63	CBB2	203, 178
CB40	203, 64	CBB3	203, 179
CB41	203, 65	CBB4	203, 180
CB42	203, 66	CBB5	203, 181
CB43	203, 67	CBB6	203, 182
CB44	203, 68	CBB7	203, 183
CB45	203, 69	CBB8	203, 184
CB46	203, 70	CBB9	203, 185
CB47	203, 71	CBBA	203, 186
CB48	203, 72	CBBB	203, 187
CB49	203, 73	CBBC	203, 188
CB4A	203, 74	CBBD	203, 189
CB4B	203, 75	CBBE	203, 190
CB4C	203, 76	CBBF	203, 191
CB4D	203, 77	CBC0	203, 192
CB4E	203, 78	CBC1	203, 193
CB4F	203, 79	CBC2	203, 194
CB50	203, 80	CBC3	203, 195
CB51	203, 81	CBC4	203, 196
CB52	203, 82	CBC5	203, 197
CB53	203, 83	CBC6	203, 198
CB54	203, 84	CBC7	203, 199
CB55	203, 85	CBC8	203, 200
CB56	203, 86	CBC9	203, 201
CB57	203, 87	CBCA	203, 202
CB58	203, 88	CBCB	203, 203
CB59	203, 89	CBCC	203, 204
CB5A	203, 90	CBCD	203, 205
CB5B	203, 91	CBCE	203, 206
CB5C	203, 92	CBCF	203, 207
CB5D	203, 93	CBD0	203, 208
CB5E	203, 94	CBD1	203, 209
CB5F	203, 95	CBD2	203, 210
CB60	203, 96	CBD3	203, 211
CB61	203, 97	CBD4	203, 212
CB62	203, 98	CBD5	203, 213
CB63	203, 99	CBD6	203, 214
CB64	203, 100	CBD7	203, 215
CB65	203, 101	CBD8	203, 216
CB66	203, 102	CBD9	203, 217
CB67	203, 103	CBDA	203, 218
CB68	203, 104	CBDB	203, 219
CB69	203, 105	CBDC	203, 220
CB6A	203, 106	CBDD	203, 221
CB6B	203, 107	CBDE	203, 222
CB6C	203, 108	CBDF	203, 223
CB6D	203, 109	CBE0	203, 224
CB6E	203, 110	CBE1	203, 225
CB6F	203, 111	CBE2	203, 226
CB70	203, 112	CBE3	203, 227
CB71	203, 113	CBE4	203, 228
CB72	203, 114	CBE5	203, 229
CB73	203, 115	CBE6	203, 230
CB74	203, 116	CBE7	203, 231
CB75	203, 117	CBE8	203, 232
CB76	203, 118	CBE9	203, 233
CB77	203, 119	CBEA	203, 234
CB78	203, 120	CBEB	203, 235
CB79	203, 121	CBEC	203, 236
CB7A	203, 122	CBED	203, 237
CB7B	203, 123	CBEF	203, 238
CB7C	203, 124	CBF0	203, 239
CB7D	203, 125	CBF1	203, 240
CB7E	203, 126	CBF2	203, 241
CB7F	203, 127	CBF3	203, 242
CB80	203, 128	CBF4	203, 243
CB81	203, 129	CBF5	203, 244
CB82	203, 130	CBF6	203, 245
CB83	203, 131	CBF7	203, 246
CB84	203, 132	CBF8	203, 247
CB85	203, 133	CBF9	203, 248
CB86	203, 134	CBFA	203, 249
CB87	203, 135	CBFB	203, 250
CB88	203, 136	CBFC	203, 251
CB89	203, 137	CBFD	203, 252
CB8A	203, 138	CBFE	203, 253
CB8B	203, 139	CBFF	203, 254
CB8C	203, 140	CC8405	204, 132, 5
CB8D	203, 141	CD8405	205, 132, 5
CB8E	203, 142	CE20	206, 32
CB8F	203, 143	CF	207
CB90	203, 144	D0	208
CB91	203, 145	D1	209
CB92	203, 146	D28405	210, 132, 5
CB93	203, 147	D320	211, 32
CB94	203, 148	D48405	212, 132, 5
CB95	203, 149	D5	213
CB96	203, 150	D620	214, 32
CB97	203, 151	D7	215
CB98	203, 152	D8	216
CB99	203, 153	D9	217
CB9A	203, 154		
CB9B	203, 155		



Hexadecimal	Decimal	Hexadecimal	Decimal
DA8405	218, 132, 5	ED62	237, 98
DB20	219, 32	ED67	237, 103
DC8405	220, 132, 5	ED68	237, 104
DD09	221, 9	ED69	237, 105
DD19	221, 25	ED6A	237, 106
DD218405	221, 33, 132, 5	ED6F	237, 111
DD228405	221, 34, 132, 5	ED72	237, 114
DD23	221, 35	ED738405	237, 115, 132, 5
DD29	221, 41	ED78	237, 120
DD2A8405	221, 42, 132, 5	ED79	237, 121
DD2B	221, 43	ED7A	237, 122
DD3405	221, 52, 5	ED7B8405	237, 123, 132, 5
DD3505	221, 53, 5	EDA0	237, 160
DD360520	221, 54, 5, 32	EDA1	237, 161
DD39	221, 57	EDA2	237, 162
DD4605	221, 70, 5	EDA3	237, 163
DD4E05	221, 78, 5	EDA8	237, 168
DD5605	221, 86, 5	EDA9	237, 169
DD5E05	221, 94, 5	EDAA	237, 170
DD6605	221, 102, 5	EDAB	237, 171
DD6E05	221, 110, 5	EDB0	237, 176
DD7005	221, 112, 5	EDB1	237, 177
DD7105	221, 113, 5	EDB2	237, 178
DD7205	221, 114, 5	EDB3	237, 179
DD7305	221, 115, 5	EDB8	237, 184
DD7405	221, 116, 5	EDB9	237, 185
DD7505	221, 117, 5	EDBA	237, 186
DD7705	221, 119, 5	EDBB	237, 187
DD7E05	221, 126, 5	EE20	238, 32
DD8605	221, 134, 5	EF	239
DD8E05	221, 142, 5	F0	240
DD9605	221, 150, 5	F1	241
DD9E05	221, 158, 5	F28405	242, 132, 5
DDA605	221, 166, 5	F3	243
DDAE05	221, 174, 5	F48405	244, 132, 5
DDB605	221, 182, 5	F5	245
DDBE05	221, 190, 5	F620	246, 32
DDCB0506	221, 203, 5, 6	F7	247
DDCB050E	221, 203, 5, 14	F8	248
DDCB0516	221, 203, 5, 22	F9	249
DDCB051E	221, 203, 5, 30	FAB405	250, 132, 5
DDCB0526	221, 203, 5, 38	FB	251
DDCB052E	221, 203, 5, 46	FC8405	252, 132, 5
DDCB053E	221, 203, 5, 62	FD09	253, 9
DDCB0546	221, 203, 5, 70	FD19	253, 25
DDCB054E	221, 203, 5, 78	FD218405	253, 33, 132, 5
DDCB0556	221, 203, 5, 86	FD228405	253, 34, 132, 5
DDCB055E	221, 203, 5, 94	FD23	253, 35
DDCB0566	221, 203, 5, 102	FD29	253, 41
DDCB056E	221, 203, 5, 110	FD2A8405	253, 42, 132, 5
DDCB0576	221, 203, 5, 118	FD2B	253, 43
DDCB057E	221, 203, 5, 126	FD3405	253, 52, 5
DDCB0586	221, 203, 5, 134	FD3505	253, 53, 5
DDCB058E	221, 203, 5, 142	FD360520	253, 54, 5, 32
DDCB0596	221, 203, 5, 150	FD39	253, 57
DDCB059E	221, 203, 5, 158	FD4605	253, 70, 5
DDCB05A6	221, 203, 5, 166	FD4E05	253, 78, 5
DDCB05AE	221, 203, 5, 174	FD5605	253, 86, 5
DDCB05B6	221, 203, 5, 182	FD5E05	253, 94, 5
DDCB05BE	221, 203, 5, 190	FD6605	253, 102, 5
DDCB05C6	221, 203, 5, 198	FD6E05	253, 110, 5
DDCB05CE	221, 203, 5, 206	FD7005	253, 112, 5
DDCB05D6	221, 203, 5, 214	FD7105	253, 113, 5
DDCB05DE	221, 203, 5, 222	FD7205	253, 114, 5
DDCB05E6	221, 203, 5, 230	FD7305	253, 115, 5
DDCB05EE	221, 203, 5, 238	FD7405	253, 116, 5
DDCB05F6	221, 203, 5, 246	FD7505	253, 117, 5
DDCB05FE	221, 203, 5, 254	FD7605	253, 118, 5
DE1	221, 225	FD7E05	253, 126, 5
DE3	221, 227	FD8605	253, 134, 5
DE5	221, 229	FD8E05	253, 142, 5
DE9	221, 233	FD9605	253, 150, 5
DF9	221, 249	FD9E05	253, 158, 5
DE20	222, 32	FDA605	253, 166, 5
DE	223	FDAE05	253, 174, 5
DF	224	FD8605	253, 182, 5
E1	225		
E28405	226, 132, 5	FD8E05	253, 190, 5
E3	227	FDCB0506	253, 203, 5, 6
E48405	228, 132, 5	FDCB050E	253, 203, 5, 14
E5	229	FDCB0516	253, 203, 5, 22
E620	230, 32	FDCB051E	253, 203, 5, 30
E7	231	FDCB0526	253, 203, 5, 38
E8	232	FDCB052E	253, 203, 5, 46
E9	233	FDCB053E	253, 203, 5, 62
EA8405	234, 132, 5	FDCB0546	253, 203, 5, 70
EB	235	FDCB054E	253, 203, 5, 78
EC8405	236, 132, 5	FDCB0556	253, 203, 5, 86
ED40	237, 64	FDCB055E	253, 203, 5, 94
ED41	237, 65	FDCB0566	253, 203, 5, 102
ED42	237, 66	FDCB056E	253, 203, 5, 110
ED438405	237, 67, 132, 5	FDCB0576	253, 203, 5, 118
ED44	237, 68	FDCB057E	253, 203, 5, 126
ED4455	237, 68, 85	FDCB0586	253, 203, 5, 134
ED46	237, 70	FDCB058E	253, 203, 5, 142
ED47	237, 71	FDCB0596	253, 203, 5, 150
ED48	237, 72	FDCB059E	253, 203, 5, 158
ED49	237, 73	FDCB05A6	253, 203, 5, 166
ED4A	237, 74	FDCB05AE	253, 203, 5, 174
ED4B8405	237, 75, 132, 5	FDCB05B6	253, 203, 5, 182
ED4D	237, 77	FDCB05BE	253, 203, 5, 190
ED4F	237, 79	FDCB05C6	253, 203, 5, 198
ED50	237, 80	FDCB05CE	253, 203, 5, 206
ED51	237, 81	FDCB05D6	253, 203, 5, 214
ED52	237, 82	FDCB05DE	253, 203, 5, 222
ED538405	237, 83, 132, 5	FDCB05E6	253, 203, 5, 230
ED56	237, 86	FDCB05EE	253, 203, 5, 238
ED57	237, 87	FDCB05FE	253, 203, 5, 246
ED58	237, 88	FE1	253, 225
ED59	237, 89	FDE1	253, 227
ED5A	237, 90	FDE3	253, 229
ED5B8405	237, 91, 132, 5	FDE5	253, 231
ED5E	237, 94	FDE9	253, 249
ED5F	237, 95	FE20	254, 32
ED60	237, 96	FF	255
ED61	237, 97		

# This Weekend: STIK IT.... ..to your

TRS-80

That's right! Esmark's VIDIET-STIK light pen has the TRS-80 CONNECTION for LEVEL I & II. Your 4K to 48K TRS-80 System will come alive under your VIDIET-STIK within minutes of its arrival. That's because there are no wires to solder or traces to cut. You're up and running as fast as you can plug the interface into your system's cassette EAR-jack. CLOAD our custom LIGHT-WAVE demonstration software and RUN. And because the interface has a plug for your recorder, you won't have to unplug it again when loading your other software tapes. The interface allows them to pass right thru whenever you're not using the pen. It's exclusive "switched tip" design means the pen's electrically isolated from your system when it's not in use. Just point & press! It's that simple... Plug, CLOAD and RUN. And have we got the software for you to RUN with! Our demonstration tape includes a calibration program (used to adjust the CRT's brightness and contrast) plus STIK-TAC-TOE, AWARI and TOWERS. Two challenging games and a puzzle that will keep grownups and children Stik'ing it to your TRS-80 for hours. And there are instructions provided so you can begin writing your own light pen programs (lightware) for fun or profit (Level II). Or, just sit back and enjoy our LIGHT-WAVE tapes each month. Esmark's unmatched commitment to lightware can bring you up to five new games, puzzles, drills & educational quizzes or simulations each month. Our current LIGHT-WAVE releases are:

- LIGHT-PAK 2 — LIGHTPEG (4 peg-jump puzzles)  
ENDRUN (Othello with a twist)  
(LEVEL II)  
LIFE9 (Conway's LIFE with mutations)  
Price \$19.95 (including postage & handling)
- LIGHT-PAK 3 — LITEGAMMON (Backgammon you'll Stik with)  
(LEVEL II)  
STIKWUMPUS (Caves with a little lite)  
MAZEMASTER (Maze after maze to poke thru)  
PRICE \$19.95 (including postage & handling)

Order yours now and we'll include a free copy of FLASHBACK, Esmark's newsletter dedicated to the latest news in lightware applications. And, don't forget to tell your friends. The VIDIET-STIK can also be ordered for use on most other micro systems using the following processor chips:

8080      Z80      6800      6502

All that's required is a standard cassette jack leading to Ground and a readable single bit input port. Driver software is provided along with instructions for writing lightware applications. And tell your local Dealer that Esmark's got a Dealer package he won't want to miss out on. Delivery is 3 to 6 weeks from receipt of your order. C.O.D.'s are \$3.00 extra but will be shipped within two weeks. All prices are F.O.B. Mishawaka, Indiana. Indiana residents add 4% state sales tax.

## ALSO COMING FROM ESMARK:

- [ ] TRS-80 Printer Interface (Cassette AUX-jack interface for all RS232 printers. Includes LLIST & LPRINT software)
- [ ] TRS-80 RS232 Communications Interface (Makes your TRS-80 a full I/O terminal to timesharing systems the world over. Gives you intelligent or dumb terminal capabilities at 110 or 300 BAUD. Also includes Printer Interface above with 20 mA current loop & TTL level I/O options.)

— TRS-80 is a trademark of the Tandy Corporation —

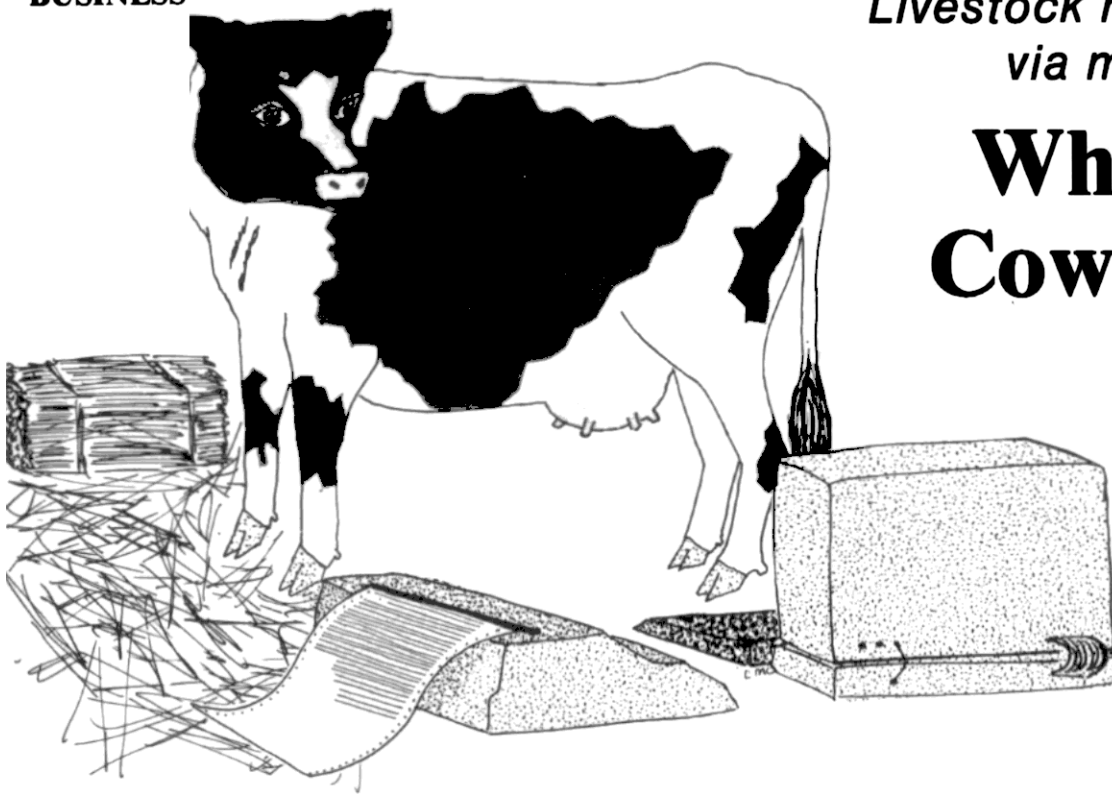


**ESMARK** INCORPORATED

507 1/2 E. McKINLEY HWY. MISHAWAKA, IN 46544  
(219) 255-3035

**\$62.95**  
PLUS \$1.50  
POSTAGE &  
HANDLING

\*ELECTRONIC SYSTEMS MARKETING



*Livestock management  
via micros.*

# When the Cows Come Home

**Sherill B. Nott**  
Dept. of Agricultural Economics  
Michigan State University  
East Lansing, MI 48824

**L**ivestock farmers are now using large computer systems to store and process data on individual animals and herds. Regional interactive computers can be accessed over telephone lines for individual animal feeding recommendations. Dairy and goat farmers can enroll in the Dairy Herd Improvement Association (DHIA) to get monthly reports on milk production, as well as maintain permanent cow histories.

Dairy researchers have developed a herd reproductive management concept for which a microcomputer is ideal. A computer program can forecast a sequence of caretaker activities for breeding cows. The program can recommend whether or not to breed and which bull to use; it can schedule vaccinations and medical exams, and describe treatment for different health problems.

## Computer Tasks

Four questions need answering when developing a breeding and health management system.

First, what management reports are needed? You can include a number of useful reports, including the following:

1. Calvings expected within the next X days.
2. Uterus exam needed because of recent calving.
3. No heats reported X days or more since calving.
4. Heats to be expected today.
5. Not pregnant for X days or more.
6. Pregnancy check needed today.
7. Dry off within the next X days.
8. Reproductive tract problems within the last X days.
9. Health treatments (not reproductive) made within the last X days.
10. Antibiotic treatments made within the last X days.
11. Vaccinations needed today.

Second, what information must be stored to get those reports? Several items must be filed regularly to insure timely and complete reports. The input options include:

1. Add a new animal to the disk.
2. Calving information.
3. Results of uterus exam.
4. Heats seen, receive bull to use.
5. Whether or not to breed and which bull to use.
6. Inseminations completed.
7. Results of pregnancy exam.
8. Cows dried off.
9. Reproductive health problems and treatments made.
10. Health (not reproductive) problems and treatments made.
11. Vaccinations completed.
12. Delete an animal from the disk.

Dairy managers may want to know everything about an animal or a subject.

The suggested information groupings are as follows:

13. Animal location, status, sex.
14. Vaccinations.
15. Calvings.
16. Pregnancy status, heats and breedings since last calving.
17. Reproductive health items.
18. Health (not reproductive) items.

Third, how will each record be packed? This project uses version 2.2 of TRSDOS, which

packs each buffer (and hence each 256-byte disk record space) according to this format:

- 1 byte = alphanumeric (string) character.
- 2 bytes = integer
- 4 bytes = single-precision number.
- 8 bytes = double-precision number.

To store as much as possible, devise a set of codes to represent alphabetic information. Although string characters might seem to be the most effective, the possible code list is short. It includes 0 through 9, the alphabet and a few other symbols—well under 100 codes. Integers use two bytes but the possible codes range from -32,768 to +32,767; over 65,000 definitions can be set. Floating point numbers can be stored directly as data or can be treated as codes.

Fourth, will code numbers or alphanumeric data be stored?

A dairy farmer who knows cows by name should get to know them by number. If he has a choice between identifying a cow as Penelope or 9998, the trade-off is clear. 9998 requires two bytes; Penelope needs eight. Integers use less disk space, and most farmers al-

# the electric pencil II<sup>TM</sup>

©1980 Michael Shrayner

## for the TRS-80 Model II\* Computer



The Electric Pencil is a Character Oriented Word Processing System. This means that text is entered as a continuous string of characters and is manipulated as such. This allows the user enormous freedom and ease in the movement and handling of text. Since lines are not delineated, any number of characters, words, lines or paragraphs may be inserted or deleted anywhere in the text. The entirety of the text shifts and opens up or closes as needed in full view of the user. Carriage returns as well as word hyphenation are not required since each line of text is formatted automatically.

As text is typed and the end of a screen line is reached, a partially completed word is shifted to the beginning of the following line. Whenever text is inserted or deleted, existing text is pushed down or pulled up in a wrap around fashion. Everything appears on the video display screen as it occurs thereby eliminating any guesswork. Text may be reviewed at will by variable speed or page-at-a-time scrolling both in the forward and reverse directions. By using the search or the search and replace function, any string of characters may be located and/or replaced with any other string of characters as desired. Specific sets of characters within encoded strings may also be located.

When text is printed, The Electric Pencil automatically inserts carriage returns where they are needed. Numerous combinations of Line Length, Page Length, Character Spacing, Line Spacing and Page Spacing allow for any form to be handled. Right justification gives right-hand margins that are even. Pages may be numbered as well as titled.

### the electric pencil

—a Proven Word Processing System

The TRSDOS versions of The Electric Pencil II are our best ever! You can now type as fast as you like without losing any characters. New TRSDOS features include word left, word right, word delete, bottom of page numbering as well as extended cursor controls for greater user flexibility. BASIC files may also be written and simply edited without additional software.


Our CP/M versions are the same as we have been distributing for several years and allow the CP/M user to edit CP/M files with the addition of our CONVERT utility for an additional \$35.00. CONVERT is not required if only quick and easy word processing is required. A keyboard buffer permits fast typing without character loss.

	CP/M	TRSDOS
Serial Diablo, NEC, Gume	\$ 300.00	\$ 350.00
All other printers . . . . .	\$ 275.00	\$ 325.00

The Electric Pencil I is still available for TRS-80 Model I users. Although not as sophisticated as Electric Pencil II, it is still an extremely easy to use and powerful word processing system. The software has been designed to be used with both Level I (16K system) and Level II models of the TRS-80. Two versions, one for use with cassette, and one for use with disk, are available on cassette. The TRS-80 disk version is easily transferred to disk and is fully interactive with the READ, WRITE, DIR, and KILL routines of TRSDOS.

TRC	Cassette . . . . .	\$ 100.00
TRD	Disk . . . . .	\$ 150.00

✓ 255



### Features

TRSDOS or CP/M Compatible \* Supports Four Disk Drives \* Dynamic Print Formatting \* Diablo, NEC & Gume Print Packages \* Multi-Column Printing \* Print Value Chaining \* Page-at-a-time Scrolling \* Bidirectional Multispeed Scrolling \* Subsystem with Print Value Scoreboard \* Automatic Word & Record Number Tally \* Global Search & Replace \* Full Margin Control \* End of Page Control \* Non Printing Text Commenting \* Line & Paragraph Indentation \* Centering \* Underlining \* Boldface



\*TRS-80 is a registered trade mark of Radio Shack, a division of Tandy Corp.

**m  
ss**

**MICHAEL SHRAYNER SOFTWARE, INC.**  
1198 Los Robles Dr.  
Palm Springs, CA. 92262  
(714) 323-1400



(from the creators of)  
The Pencil Sharpener™ & The Star Brightener™

now comes

# THE POST

*Script™*

POWERFUL MERGE UTILITY

(personalized form letters with data from your files)

and

IMPRESSIVE PRINT PACKAGE

(full word processing features of the major systems)

ENHANCEMENTS FOR  
ELECTRIC PENCIL OR SCRIPSIT

## Software <sup>✓484</sup> Services

18325 Vanowen #34

Reseda, CA 91335

(213) 705-5999

## COMPUTER PAPER AND LABELS

9 1/2 x 11  
(8 1/2 x 11 Detached)

**\$21.95**

1 PART BLANK  
3,000 to Box

(F.O.B. St. Louis MO.)

14 7/8 x 11  
(Same Detached)

**\$26.95**

### Pressure Sensitive Labels



655  
MESCALERO

1 Across.....\$9.95/5M - 2 Across.....\$19.95/10M

**FORM VILLAGE**

✓293 St. Louis MO.  
63031

TOLL FREE 800 325-8967 IN MISSOURI: 314-831-3535

TRS-80®

### HELP?

"...how did I get along without it?" is the usual reaction to this advanced disk indexing program.

- AUTOMATICALLY create, sort, print, search a Master Index of all disk files.
- AUTOMATICALLY read file names, disk numbers (no hand entry).
- AUTOMATICALLY print disk labels (optional).
- AUTOMATICALLY update Index from revised disks.
- AUTOMATICALLY add optional file descriptions.
- AUTOMATICALLY label disks as 'DOS' or 'DATA'. **NEW**
- AUTOMATICALLY purge disks of unwanted files. **NEW**
- **FINDISK-II** (on disk or tape 32K min - now works with RS 1/c mod) ..... \$20.00

Other powerful programs from Documan available on tape or disk:

- **STRUCT-I** beam design and moment transfer w/ graphics (16K) ..... \$15.00
- **SOLAR-I** essential calculations for passive solar design (32K) ..... \$30.00
- **RIA-I** complex analysis of real estate investments (32K) ..... \$30.00
- **DEPRECIATE-I** calculate, print 12 facts on depreciable items (32K) ..... \$15.00

✓88 VISA/MASTER CHARGE Shipping \$1.00 each (Mich. add sales tax)

DOCUMAN SOFTWARE BOX 387-A KALAMAZOO, MI 49005 (616) 344-0805

80-SHROUD

now you can  
RAISE  
and tilt your  
more

"80-LNW"  
VERSION NOW AVAILABLE  
TO SHROUD THE  
LNW INTERFACE BOARD

Silver-gray  
glass module  
fits under the  
"80" monitor.

\$22.50 + \$2.00 shipping and  
handling with check or money  
order. NYS residents add 7% tax.

SYRACUSE R&D CENTER  
Box 125, DeWitt, N.Y. 13214

"our 10th year in R&D" ✓358

TRS-80®

## ROM

Wasn't built in a day!

And you need a good guide to explore it. SUPERMAP is an invaluable aid in discovering the hidden secrets of Level II ROM. SUPERMAP is a long detailed and commented memory map of ROM routines giving register setups for calling them, reserved RAM and ROM, SYS0, and SYS1 are commented. There are notes on the significant addresses in the Radio Shack Editor /Assembler, TBUG, Pencil, Tape and memory format are given too. Learn which version of Level II ROM you have and what the differences are. All this and more for only **OMEGA**

Fuller Software

630 E. Sprague  
Grand Prairie, TX 75051  
(214) 642-0441



✓102

**TUTOR** Examine, clear, initialize, move and modify data in memory. Compare two blocks or search for up to 24 byte HEX or ASCII strings. Punch, load, verify, or execute SYSTEM tapes. Set breakpoints and jump. Display and modify registers. Output to printer if desired. TUTOR tape has a bonus program. MODIFY improves EDTASM(1.1 or 1.2) by allowing return to BASIC without loss of source file. Also uses Level II I/O to allow debounce, serial drivers, etc. (16-48K) \$15

**DISK-MOD** Modify EDTASM(1.1 or 1.2) under TRSDOS, MEMDOS, even VTOS into a disk type E/A. Adds block move, global change, paged output to printer with optional page prompt, sorted symbol table, and DEIN corrections. Protect memory, use Level II I/O block, recover from reboots, and branch to any address. DIP, FREE, and FILL available without leaving the modified E/A (32K+ DOS required) \$20

**DAMBLER I** Disassemble INO code to video, printer or tape. Provides Equates ROM, and even labels. Tapes load into E/A to allow you to modify machine code programs easily. (16K, 32K, and 48K) \$15

**DAMBLER II** DOS version writes E/A or MACRO disk file. (32K DOS) \$20

**STEP80** will single step BASIC or machine language programs even in ROM. Outputs trace values to video or printer via DCB. STEP80 more. Relocatable program. \$16.95 + \$1.00 postage and handling.

**SILVER-IT** A kit to silver solder the TRS80's cheap bus connections for increased reliability and wear. 81-No silver away for only \$5.

**INSIDE LEVEL II** excellent manual containing 18 chapters on using ROM routines with many examples and explanations. It shows how to make a composite program load under SYSTEM but execute in both BASIC and machine language. Problems of using ROM in a disk system are shown and solved. Expanded USB relocate and interface with BASIC programs after reading these chapters. \$15.95 + \$1.00 postage and handling.

**THE BOOK** The most comprehensive and complete book yet on the math routines in Level II ROM. Has a commented disassembly of addresses 708 to 1607. This is the BOOK for the serious assembly programmer. 116 pages. 7 chapters. \$14.95 plus \$1.50 postage and handling.

**DOS Bytes** ROOT, SYS0/SYS1, SYS1/SYS2 comments. 12 page booklet. \$5

## TRS-80\* SOFTWARE! THE BEST

### THE DATA ORGANIZER

\*Variable length records  
64 K Mod II \$250.00

\*Max. 20 field per record  
32 K Mod I \$150.00

### MAGAZINE DISTRIBUTION PROGRAM

• 500 titles • Invoices • 200 Vendors • Reports  
64 K Mod II \$750.00

### AMBULANCE BILLING SYSTEM

• 1000 Calls/month • Reports unpaid, medicare • Tracks cars/drivers  
64 K Mod II \$750.00

### DEALER OF TARANTO & ASSOCIATES MODEL II SOFTWARE

A/R G/L P/R each \$249.00

All programs error free and fully documented. User tested.

Client list available. Custom programming/consulting for TRS-80\*

**CMS, INC. 3132 N. BROADWAY, CHICAGO, IL 60657**  
(312) 327-7550 ✓393

\*A trademark of Tandy Corp.

ready accept code numbers. Integers ease the task of writing software because they can be used directly as array indexes. A suggested set of descriptions with codes and variables for herd use is in Table 4.

#### Dairy Cow Files

The following file formats will meet your reporting needs and will work as random access files within the constraints of the TRSDOS. I offer the formats, records and variables as a starting point for your own project.

Discuss them with farmers, ranchers, animal scientists, veterinarians and other livestock professionals. The final decisions are too important to be left only to systems analysts and programmers!

I set up three random access records of data for each cow. On TRSDOS diskettes 335 records are available. Keeping all three records for a cow on one disk, 100 cows use 300 records. This leaves 35 records for other uses.

I use records 305 and 310 as indexes to keep track of which cow identification numbers are at which record locations.

In accessing the disk, the computer first gets record 310 and finds the cow's record num-

ber. If the cow is not on the disk, an appropriate message is printed. If the cow is on the disk, the variable JCOW is set equal to the cow's record number. The first record carrying status, calvings and breeding can be put or retrieved at JCOW, the second at JCOW + 100 and the third at JCOW + 200.

Tables 1, 2 and 3 give the detailed descriptions of space utilization, buffer variables and random access memory variables for records 1, 2 and 3, respectively.

Although each record can have 256 bytes, none of the suggested formats use it all. Some space is left for future data additions. Also, the machine will run better if it isn't filled to capacity.

To store RAM variables on a disk, you must reset the RAM variables into fielded buffer variables and put the buffer variables onto the disk. To get data from a disk, the computer takes one record and places it in a fielded buffer. The buffer values are then reset into RAM variables for manipulation. Several buffers may be activated simultaneously, thus making several records of data available.

Each record starts with the cow identification number and a

# MARK GORDON COMPUTERS

DIVISION OF MARK GORDON ASSOCIATES, INC.

15 KENWOOD ST., CAMBRIDGE, MASSACHUSETTS 02139

(617) 491-7505

✓ 270

## SORT-80

### Produced exclusively for Mark Gordon Computers by SBSG

TRS-80\* disk files may be sorted and merged using SORT-80, the general purpose, machine language, sort program. Written in assembly language for the Z-80 microprocessor, it can:

- Sort files one disk in length
- Sort Direct Access, Sequential Access and Basic Sequential Access files
- Reblock and print records
- Recontrol files from disk
- Be executed from DOS
- Be inserted in the job stream
- Allow parameter specification
  - input/output file specification
  - input/output record size
  - lower/upper record limit
  - print contents of output file
  - input/output file key specifiers

The minimum requirement is a 32K TRS-80\* Level II computer with one disk drive or a single drive Model II computer. It will operate on 35, 40 and 77 track drives, and has been tested on TRSDOS 2.1, 2.2, 2.3, NEWDOS 2.1, 3.0 and VTOS 3.0.1. It is compatible with most machine language printer drivers. Sort time is fast: for example, a 32K file will sort in approximately 40 seconds. \$59.

**InfoBox** is the easiest-to-use information manager available for the TRS-80\*. It's ideal for keeping track of notes to yourself, phone numbers, birthdays, inventories, bibliographies, computer programs, music tapes, and much more. This fast assembly language program lets you enter free-format data, variable length items and lets you look up items by specifying a string of characters or words that you want to find. You can also edit and delete items. Items entered into InfoBox can be written to and read from cassette and disk files. All or selected items can be printed on a parallel or serial printer. InfoBox occupies 3K. Specify cassette or disk version. \$29.95



\*TRS-80 is a Tandy Corp. Trademark

	Space on Disk	Buffer BS(119)	Variable KS(15)	RAM Variables KC( ) KB( )
Animal ID No.	2	1	1	
Disk Location No.	2	2	2	
Date of Antibiotic Use	2	3	3	
Birth date	2	4	4	
Pen No.	2	5	5	
Vaccinations 5 codes	10	6	6	
Sex and Calving Status	2	10	10	
No. of Rows Used—Calvings	2	11	11	
8 Calving Sets or Rows:	2	12	12	
Calving date	2	13	KC(8,8)	
Calf sex	2	14	1 to 11: 1	2
Calf status	2	:		3
Cow status 1	2	:		4
2	2			5
3	2			6
4	2	75		7
Calf's sire	2	76		8
Breeding Availability	2	77	13	
Bull to use for Breeding	2	78	14	
No. of rows used—heats, bred	2	79	15	
8 Sets or Rows of Heats, breeders:			KB(8,5)	
Heat Date	2	80	1 to 11: 1	
Who saw heat	2	81		2
Breeding date	2	.		3
Bull used	2	118		4
Inseminator	2	119		5

238 spaces used  
256 spaces available

Table 1. Cow Status, Calvings and Breedings

QWORDFORMATTERRBGCYPQGZIVJBPCB  
SHNOBTXADOFREEIDEASEEDSRPVYXXON  
VLTWGYROSGREDPVJKLMRHECTVXHNAFH  
BJELFEQAZGZPPCRYPTOUPZAXZQJEJTS  
ZDQINKFSNAGTHLGFJSEYWTVPFJVZVC  
BVLFGULMNSNEKOTTSYMBGWBQOFMPO  
UOVZKBFIQEPUYASEXMOLERZJXACHYRU  
PKBMYUCWOCGLDMRXSEWMCZTIONGULYK  
ZMHOUPXBLKACAPJJUKBFLIPCNEFQAFE  
JWTAJCJGWHETMNHAAQZQJLOWERCASETH  
HRSSKVCDCGCBAPTGTHTXTPMLEILRETQ  
EYINDLXXCBCVXDZHOPRYVYPRVADNTOL  
FREE IDEA SEEDS!™

Have you ordered yours? If not, you better reconsider. More than 5000 happy subscribers think you don't know what you are missing. These are FREE programs for your TRS-80 and all you have to do to get them is send us a legal size SASE. That is all there is to it. Simple? You bet! Every month there's a new program and you really don't want to miss any of them! When you stop and think about it there are only three ways to build your software library. One way is to write the program yourself. Another way is to purchase programs. The best way is to have the programs given to you and that is just what we are doing! All FREE IDEA SEEDS are our own original programs and we want you to have them to use, rewrite, and expand. Send your legal size SASE to:  
CECDAT, Inc. ✓62 PO Box 8963 Moscow, ID 83843

### THE LOWEST

prices on this high-quality software. Buy direct and save 50%. Now, also available for CBASIC on CP/M and MBASIC on HEATH HDOS.

**DATA BASE MANAGER** Mod-I \$69 Mod-II \$199  
You can use it to maintain a data base & produce reports without any user programming. Define file parameters & report formats on-line. Key random access, fast multi-key sort, field arith., label, audit log. No time-consuming overlays. 500 happy users in a year. Mod-II version with over 50 enhancements.

**A/R** Mod-I \$69 Mod-II \$149  
Invoices, statements, aging, sales analysis, credit checking, form input, order entry. As opposed to most other A/R, ours can be used by doctors, store managers, etc.

**WORD PROCESSOR** Mod-I \$49 Mod-II \$49  
Center, justification, page numbering... Used for letters, manuals, and reports. Mod-I version features upper/lower case without hardware change!

**MAILING LIST** Mod-I \$59 Mod-II \$99  
The best! Compare and be selective. Form input, 5-digit selection code, zip code ext., sort any field, multiple labels. Who else offers a report writer?

**INVENTORY** Mod-I \$99 Mod-II \$149  
Fast, key random access. Reports include order info, performance summary, E.O.Q., and user-specified reports. Many converted their inventory to ours!

**PAYROLL**, A/R, A/P, and GL available for the Mod-II DOS and CP/M.  
**L216**, a cassette package of 10 business programs for Level II 16K systems, \$59.

All programs are on-line, interactive, random access, virtually bug free, documented and delivered on disks. Mod-I programs require 32K TRSDOS, and credit is allowed when you upgrade to Mod-II. We challenge all software vendors to offer low cost manuals so you can compare and avoid those high-priced, undocumented, 'on-memory' programs. Manuals alone \$5 for Mod-I, \$10 for Mod-II. Don't let our low prices fool you!

Mod-II programs are extensively modified, guaranteed to run with 1 year newsletter and updates. 10% off for ordering more than 1 Mod-II program.

**MICRO ARCHITECT, INC.** ✓54  
96 Dothan St., Arlington, MA 02174

	Space on Disk	Buffer BR(55)	Variable LR(5)	RAM Variables LR(6) LH(1) LS(1)
Animal ID No.	2	1	1	
Disk Location No.	2	2	2	
Placenta Status Code	2	3	3	
Vaginal Discharge Code	2	4	4	
Tract Status at Insemination	2	5	5	
No. of Rows Used Below	2	6	6	
11 Observation sets or rows as follows:				LH(11,3) I = 1 to 11
Date of Problem	2	7		J = 1 = date J = 2 = problem J = 3 = route
Health Problem	2	8		LS(11,3) I = 1 to 11
Treatment route	2	49		J = 1 = Calendar Date J = 2 = Treatment made
Treatment Made	15	50		
				243 spaces used 256 spaces available

Table 2. Reproductive Tract Health Items

record (JCOW) number. These two variables let you check for errors. If either number brought into RAM is not what you expect, an error message is printed and processing is stopped until the problem is fixed. If parts of the disk become unreadable, the two variables may help in retrieving what is readable.

Dates are stored repeatedly in all three records. These are not calendar dates, but numbers relative to a fixed day. (See Listing 1.) January 1, 1968 is my constant date 1. Date 366 is December 31, 1968 (a leap year), and date 367 is January 1, 1969.

A date constant lets you store a date as an integer. It also lets you find out how many days have elapsed since a specific task was performed. Date constants ignore the number of days in a month.

Software can make these transformations invisible; the farmer will input calendar dates and receive results in the usual month/day/year format.

Note in Table 1 that every entry on the disk is a two-byte integer. First come the animal and record (disk location) numbers for error checking. Next are the animal status codes showing the last date of antibiotic use, birthdate of the cow, and pen or corral number of her current location. Next is a set of codes for five different vaccinations.

Sex and calving status (see Table 4 for my definitions) will speed up generating reports

where the complete disk is searched. The next value will range from 0 through 8, indicating how many calvings are in the record for the cow. Each calving set has eight codes: the date, calf sex, calf status at birth (normal, large, etc.), four cow status codes at time of giving birth (normal, milk fever, etc.) and the calf's sire.

If artificial insemination is used, the two codes on breeding availability and bull to use can be preset. The employee can then receive instructions on what action to take if the cow is in estrus.

The next value will range from 0 through 8, indicating how many heats and breedings are in the record. Each breeding set has five variables: heat date, who saw the heat, date bred, semen used and who did the inseminating. When a calving is reported for the cow, this last group of data is zeroed, because only data since the last calving is important.

Table 2 describes the second record. The animal and record (disk location) numbers are for error checking. Next come three codes for flagging cows that need special observation or treatments. The code definitions are in Table 4.

The placenta code is for the status at time of calving, and the vaginal discharge code is for following through after calving to detect metritis. The tract status at insemination flags any



abnormalities at time of breeding.

The next value will range from 0 through 11 and indicate how many reproductive observation sets are in the record. Each set has four variables: date observed, the problem (e.g., metritis, not ovulating), the route of treatment (e.g., intravenous, intramuscular), and a 15-place alphanumeric string to describe the treatment.

Forget trying to encode this with integers. Let the farmer type on the keyboard what seems best. Although this will use more disk space, the task of creating codes for all possible treatments found at the farm is doomed to failure.

You may find that 15 characters are too few. Another alternative is 24 characters to the treatment string and eight instead of 11 stored sets. Remember the 256-byte constraint.

Table 3 describes record 3. The animal and record (disk location) numbers are for error checking. The next value will range from 0 to 11, indicating how many health sets are in the record. Each set has four variables; date observed, problem code (a short list can suffice if "other" is included), the route of treatment (oral, intramammary, etc.) and a 15-place alphanumeric string for comments.

#### Demonstration Software

The hardware includes a TRS-80 Model I with 48K of RAM, a printer and two disk drives. The first drive stores the software; the second drive stores only animal data. Version 2.2 of TRSDOS and disk BASIC are used. A structured programming approach results in several short subroutines.

The following previously defined reports and tasks were programmed and debugged: not pregnant for X days or more; add a new animal; calving information; health (not reproductive) problems and treatments; delete an animal; calvings; and health items (not reproductive).

These will demonstrate the system.

Much effort went into building what I call overhead subroutines and standardized arrays.

Each of the three records need to be opened, fielded, read from disk to buffer and reset into RAM variables. Then the steps need to be reversed to store data on the disk. Individual subroutines do these jobs.

If more than 100 animals are to be recorded, another subroutine waits for a different disk to be loaded into drive 2. The two date-transformation subroutines are overhead.

All the arrays are defined and dimensioned in the main program. Management action report 5, not pregnant for X days or more, was the only one activated. To activate the next report requires only a few subroutine calls, some manipulation of already-defined variables and a few print statements.

The software has 632 lines, including remarks. Using the PRINT MEM command before and after loading the program into RAM indicates the program size is almost 24K.

After running the program to dump one record for a cow,

PRINT MEM indicates the program plus execution space required (26.9K). This leaves only 10.7K of space to add options to the program. Given the hardware and software used, all options cannot be activated in one big program.

#### Some Variables

A complete dairy livestock

management system should include milk weights. Each milk weight will be a decimal number using four bytes of space. Two observations per day for 31 days requires 248 bytes, nearly a record. Part of a second record is needed on the few farms that milk three times per day.

If you try to integrate milk weights with breeding, calving


	Space on Disk	Buffer Variable BH(50)	RAM Variables
Animal ID No.	2	1	I1
Disk Location No.	2	2	I2
No. of Rows Used Below	2	3	NG(4)
11 observation sets or rows as follows:			IH(11,3)
Date of Problem	2	4	I = 1 to 11 J = 1 = Problem J = 2 = Route J = 3 = Constant Date B3(11,2)
Health Problem	2	5	I = 1 to 11
Treatment Route	2	46	J = 1 = calendar date string
Treatment Made	15	47	J = 2 = treatment made string
239 spaces used of 256 available			

Table 3. Health Items (Not Reproductive)

Variable	Code	Definition	Route of giving health treatments:
<b>Calf sex:</b>			T5\$(0) 0 Unknown or other
T1\$(0)	0	Unknown	T5\$(1) 1 Intermammary
T1\$(1)	1	Female	T5\$(2) 2 Intermuscular
T1\$(2)	2	Male	T5\$(3) 3 Interperitoneal
T1\$(3)	3	Female twins	T5\$(4) 4 Intervenous
T1\$(4)	4	Male twins	T5\$(5) 5 Oral
T1\$(5)	5	Mixed twins	T5\$(6) 6 Uterous infusion
<b>Calf status at birth:</b>			<b>Reproductive health problems:</b>
T2\$(0)	0	Unknown	P1\$(0) 0 Unknown
T2\$(1)	1	All normal	P1\$(1) 1 Retained placenta
T2\$(2)	2	Born dead	P1\$(2) 2 Post calving discharge
T2\$(3)	3	Found dead	P1\$(3) 3 Metritis
T2\$(4)	4	Alive, crippled	P1\$(4) 4 Pus on catheter
T2\$(5)	5	Large calf	P1\$(5) 5 Sticky when bred
<b>Cow status at time of giving birth:</b>			P1\$(6) 6 Scar tissue
T3\$(0)	0	Normal, no comments	P1\$(7) 7 Other abnormality
T3\$(1)	1	Assisted delivery	<b>Health problems (not reproductive):</b>
T3\$(2)	2	Aborted or stillborn	P2\$(0) 0 Unknown
T3\$(3)	3	Milk fever	P2\$(1) 1 Mastitis
T3\$(4)	4	Udder broken down	P2\$(2) 2 Footrot
T3\$(5)	5	Weak back legs	P2\$(3) 3 Milk fever
T3\$(6)	6	Downer cow	P2\$(4) 4 Off feed
T3\$(7)	7	Large calf	P2\$(5) 5 Diarrhea
T3\$(8)	8	Retained placenta	P2\$(6) 6 Pneumonia
T3\$(9)	9	Cleaned by hand	P2\$(7) 7 Calving problems
<b>Animal sex and status code:</b>			P2\$(8) 8 Hardware
T4\$(0)	0	Unknown or other	P2\$(9) 9 Other problems
T4\$(1)	1	Female, never had a calf	<b>Breeding status code:</b>
T4\$(2)	2	Female, calved at least once, now in milk	T6\$(0) 0 Unknown
T4\$(3)	3	Female, calved at least once, now dry	T6\$(1) 1 Open, breed if other criteria are met
T4\$(4)	4	Female, in feedlot	T6\$(2) 2 Assumed to be pregnant
T4\$(5)	5	Male, castrated	T6\$(3) 3 Palpated, known to be pregnant
T4\$(6)	6	Male, not castrated	T6\$(4) 4 No, do not breed
T4\$(7)	7	Male for breeding	T6\$(5) 5 Running with a bull
			T6\$(6) 6 Not relevant

Table 4. Suggested Variables, Code Numbers and Definitions

## The solution to your hardware dilemma:



You could spend a lot of money for TRS-80\* peripherals — OR — spend a lot of time developing your own — BUT here's a better choice. The UI/80# parallel input port costs little more than you would pay for parts alone AND lets you focus your design time on applications.

Hook up sensors, switches, joysticks, lightpens, keyboards... without modifying the computer or tying up the cassette port. Plugs into card edge at back of keyboard or on expansion interface.


Features 8 bit, TTL/CMOS compatible input. Jumper address programming. Can be powered by inexpensive AC adapter available from Radio Shack and elsewhere.

Includes all IC's, sockets, resistors, capacitors, voltage regulator, jack, instructions/documentation, etc., plus free joystick plans. As you would expect of a good solution, all parts are guaranteed. For LII.

Kit (one evening).....\$35.00 ppd  
Assembled & tested.....\$45.00 ppd

\*a Tandy Corp. trademark

## GRAPHICS UTILITIES



PCTWDO (Picture Window) allows you to create, edit, display, save on cassette, and recall fast action graphics. The powerful machine code sub-routines are easily accessed from BASIC or assembler. Scan images larger than the screen, display multiple images, create animations and more. Includes: system code, BASIC image editor, 5 demo animations, and source code (for assembler programmers) on cassette, and complete instructions/documentation.

Add exciting visuals to your next education, game, or business program. Lots of graphics power at a low price. For 16K LII.....\$12.00 ppd

## WWI Aviation Game

FRANK LUKE is a simulation based on the exploits of the American Ace Frank Luke Jr. Take your S.P.A.D. on a solo mission behind enemy lines. Fly through the menacing skies, dodging the flak, in search of observation balloons. Will you survive to experience a well earned trip to Paris (created by PCTWDO)? Sign up now to fly in France.

For 16K LII.

\$10.00 ppd

Order PCTWDO, FRANK LUKE, & UI/80# from:

**UNIVERSAL** 292  
**INTERFACE**

P.O. BOX 1077  
GLENDALE HEIGHTS, IL 60137  
(312) 469-6921

(IL residents add 5 1/4 % tax)

and health data on a single diskette, the result may have to be quite different from Tables 1, 2 and 3.

The formats I've discussed are designed for breeding livestock using artificial insemination. If natural service is used, much of the herd reproductive approach becomes irrelevant. Most of record 1 and all of record 2 is not needed.

In feeder operations (beef, hogs, lambs) the file formats should be devoted more to preventive health strategies, daily feed amounts and weight gains. As in the dairy example, disk space is the first problem to consider.

A different approach would involve a series of separate programs, one for input and another for generating reports or editing. Redundant program lines make writing the second and third programs easier.

One disadvantage to this is that the farm worker has to both load and run a series of different programs during each session and shuffle the data disks. But TRSDOS offers a chain option for automatically loading and running a different program.

In this project all data inputs are taken from the keyboard after a screen prompt. As soon as the input is read it is checked for errors. I devoted considerable attention to idiot-proofing. This is an adequate input technique given the speed with which the computer operates when moving among RAM, the screen and the keyboard.

## Study Other Systems

Several research herds have had computerized data storage and inventory programs created for them. The package developed for the U.S. Dept. of Agriculture's research herd at Beltsville, MD, is mentioned in the *Journal of Dairy Science* (May 1974, p. 611). The Michigan State University dairy research center at East Lansing uses another system.

Both systems can be studied for data handling procedures and coding schemes. The software accounts for many research functions and institutional inventory requirements

not needed in a privately owned herd.

The herd reproductive management concept has been implemented on several computers. A mail-in batch-operated software package written in PL-1 was created and field tested on several dairy farms by Virginia Polytechnic Institute and State University.

I set up software in FORTRAN on an interactive time-share computer operated by the Michigan State University Cooperative Extension Service. It was tested on only two herds, and remains available on a trial basis.

At least one private firm, Herd Reproductive Services, Inc., Athens, GA, has developed software for managing herd reproduction. This firm will provide a farmer with a minicomputer, the software and monthly consult-

ing services.

Opportunities exist for creating management-oriented livestock breeding and health record systems on microcomputers. However, the planning process will take time and demand a thorough knowledge of livestock. ■

## References

- Beall, Gary, "Good Records Don't Have to be Complicated," *Hoard's Dairyman*, February, 1976.  
Hughes, Joan K., and Jay I. Michtom, *A Structured Approach to Programming*, Prentice-Hall, Inc., 1977.  
Miller, R.H.; M.E. Creagan; and R.E. Pearson, "Computer Systems for Herd Reproduction and Health Data," abstract of paper 38, *Journal of Dairy Science*, May, 1974.

\*\* CALVING INFORMATION STORED FOR COW ID = 50

CURRENT STATUS = FEMALE; CALVED AT LAST ONCE; NOW IN MILK

LN	BIRTH DATE	CALF SEX	CALF AT BIRTH	COW AT BIRTH	BULL
1	1/1/1979	FEMALE	ALL NORMAL	NO COMMENTS 0	
2	UNKNOWN	UNKNOWN	UNKNOWN	NO COMMENTS 0	
3	UNKNOWN	UNKNOWN	UNKNOWN	NO COMMENTS 0	
4	UNKNOWN	UNKNOWN	UNKNOWN	NO COMMENTS 0	
5	UNKNOWN	UNKNOWN	UNKNOWN	NO COMMENTS 0	
6	UNKNOWN	UNKNOWN	UNKNOWN	NO COMMENTS 0	
7	UNKNOWN	UNKNOWN	UNKNOWN	NO COMMENTS 0	
8	UNKNOWN	UNKNOWN	UNKNOWN	NO COMMENTS 0	

Sample Run 1. Calving information stored for Cow ID = 50.


\*\* TO WRITE OUT HEALTH RECORDS \*\*

HEALTH INFORMATION ON FILE FOR ID 45

LN	DATE	PROBLEM	TREATMENTS
1	1/11/1979	MASTITIS	INTERMAMMARY 2 TUBES ANTI-BI
2	1/1/1979	MASTITIS	INTERMAMMARY 3 TUBES OF ANTI
3	11/15/1979	MASTITIS	INTERMAMMARY 4 TUBES ANTI-BI
4	11/16/1979	MASTITIS	INTERMAMMARY 4 TUBES ANTI-BI
5	11/17/1979	MASTITIS	INTERMUSCULAR PENICILLIN
6	11/19/1979	OFF - FEED	ORAL MOLASSES
7	EMPTY	UNKNOWN	UNKNOWN EMPTY
8	EMPTY	UNKNOWN	UNKNOWN EMPTY
9	EMPTY	UNKNOWN	UNKNOWN EMPTY
10	EMPTY	UNKNOWN	UNKNOWN EMPTY
11	EMPTY	UNKNOWN	UNKNOWN EMPTY

Sample Run 2. Health information on file for ID 45.

## PRIAM Hard Disks Now Available from SIRIUS SYSTEMS!



PRIAM's high-performance, low-cost Winchester disc drives speed up throughput and expand data storage from 20 megabytes to 154 megabytes. And a single controller can be used to operate 14-inch-disc drives with capacities of 33, 66, or 154 megabytes or floppy-disc-size drives holding 20 and 34 megabytes. So it's easy to move up in capacity, or reduce package size, without changing important system elements or performance.

- Fast, Linear Voice Coil Positioning
- 10 ms track-to-track positioning
- Fully servoed head positioning
- Dedicated servo tracks
- DC Power required only!
- Simple, parallel interface
- Optional SMD Interface
- 50 ms Average Positioning time
- 90 ms Maximum Positioning Time
- 6.4 ms Average Latency

### THE PRIAM LINEUP

Model/Disk Size	Capacity	Size	Weight	Price
DISKOS 3350 (14")	33 Mbytes	7" x 17" x 20"	33 lbs	\$2995
DISKOS 6650 (14")	66 Mbytes	7" x 17" x 20"	33 lbs	\$3749
DISKOS 15450 (14")	154 Mbytes	7" x 17" x 20"	33 lbs	\$4695
DISKOS 2050 (8")	20 Mbytes	4.62" x 8.55" x 14.25"	20 lbs	\$2995
DISKOS 3450 (8")	34 Mbytes	4.62" x 8.55" x 14.25"	20 lbs	\$3745
DISKOS 570	5.3 Mbytes	floppy-size	(low)	(low)
DISKOS 1070	10.6 Mbytes	floppy-size	(low)	(low)


All PRIAM DISKOS Drives have a Transfer Rate of 1.03 Mbytes/Sec.  
Optional SMD interface available for \$150.

SIRIUS SYSTEMS offer cases and enclosures for all PRIAM Hard Disk Drives. All 14" Winchester Drives will mount in our 14" Standard Case. The 8" Winchester have two alternatives: a single drive case and a dual drive case. All SIRIUS SYSTEMS Winchester drive cases include Power Supply, internal cabling, switches, fan, extra AC outlet (not switched, but fused) and possess very adequate ventilation. Drive addressing is done on the rear of the Case and not on the drive itself to provide ease of use during operation. All WINCHESTER DRIVE Cases are Warranted for a full year and come in our standard blue-black color scheme. Consult us for current availability and pricing.

## Remex RFD 4000/4001 8" Floppy Disc Drives Double sided... Double density!!

# \$549<sup>95</sup>

RFD 4001, \$569.95



Offers quality and features found in drives costing much more!


- Single or Double Density
- Double-Sided Drive
- Door Lock INCLUDED
- Write-Protect INCLUDED
- 180 Day Warranty
- Compatible with Shugart 850/851
- Low Power Operation ensures LONGER LIFE!!
- Model RFD 4001 offers Data and Sector Separator

RFD 4000/4001 Technical Manual	6.95	RFD 4000C/B Cabinet (for use with	
Connector Set #3 (AC, DC, Card Edge)	10.95	Power Modules)	29.95
Connector Set #4 (AC and DC)	2.95		

## Remex 1000B... If you've been looking for a less expensive floppy disc drive, but not wanting to sacrifice quality — this is it!

# \$419<sup>95</sup>

You get both in the Remex 1000B! For only \$419.95 look at what you get: ■ 8" Floppy Drive ■ Single or Double Density ■ Hard or Soft Sectoring ■ Media Protection Feature ■ Single Density Data Separator ■ 180 Day Factory Warranty



Door Lock Option	\$19.95	Write Protect Option	\$19.95	RFD 1000B Technical Manual	\$5.95
Interface Adapter		Connector Set #1		RFD 1000B CASE (for use	
(REMEX-to-Shugart)	\$14.95	(AC, DC, & Card Edge)	\$10.95	(with Power Modules)	\$29.95


## SIRIUS 8" DISK POWER MODULES

The Single and Dual Drive Power Modules are designed to provide DC and (switched) AC power for one (the Single Drive Power Module) or two (the Dual Drive Power Module) the DDPM will power three RFD 4000s or 4001s 8" Floppy Disk Drives. Many features are included for safe and reliable operation and the Power Modules come with our stan-

dard 180 day WARRANTY (the Open Frame Power Supply warranty is for 2 years). All Power Modules will work with either the RFD 4000C/B or RFD 1000B case (color schemes match also).

Dual Drive	
Power Module (DDPM)	\$139.95
Single Drive	
Power Module (SDPM)	119.95

## SIRIUS 80+ Perfect Add-Ons for Your Computer System!



The SIRIUS SYSTEMS 80+ Series of Floppy Disk add-ons are designed to provide unmatched versatility and performance for your computer. Consisting of four different add-ons, there is a 80+ Series Floppy Disk to meet your need. All 80+ Series Floppy Disk are compatible with the TRS-80+ and come ready to plug in!

### COMMON CHARACTERISTICS

- 5 ms track-to-track access time
- Auto-eject
- 180 day WARRANTY
- Exceptional speed stability — 1 1/2%
- Single density (FM) or double density (MFM/MFM)
- Ultra high reliability
- 2 year Power Supply Warranty
- Mix any or all 80+ Series on the same cable!
- Includes user accessible plugboard for drive reconfiguring

### SPECIFIC CHARACTERISTICS

The SIRIUS 80+1 is a single sided, 40 track, highly reliable Floppy Disk add-on. Offering 5 more tracks than the Radio Shack model, it cost \$140 less! Formatted data storage is 102K/20K bytes single/double density.

SIRIUS 80+1 ..... \$359.95

The SIRIUS 80+2 is a dual sided, 70 track (35 per side), highly versatile Floppy Disk unit. It appears to be the TRS-80+ as TWO 35 track drives, yet COST LESS THAN HALF THE PRICE! Even greater savings result, since data is recorded on both sides of the media instead of only a single side. Using the plug board, it may be reconfigured for other computer systems! (The 80+2 operates as Drive 0 and any of the other three addresses (with the standard Radio Shack Cable) or as any of four drives (with the SS Standard Cable).) Formatted data storage is 80.6K/161.2K bytes single/double density.

SIRIUS 80+2 ..... \$449.95

The SIRIUS 80+3 is a single sided, 80 track, "Quad" density Floppy Disk unit. Offering 2 1/2 times the storage of a Standard Radio Shack drive, the 80+3 greatly reduces the need for diskettes correspondingly. Additionally, because of the increased storage and faster track-to-track access time, the 80+3 allows tremendously increased throughput for disk based programs!! The 80+3 INCLUDES SIRIUS's TRAKS-PATCH on Diskette. Formatted data storage is 204K/40K bytes single/double density.

SIRIUS 80+3 ..... \$489.95

The SIRIUS 80+4 Floppy Disk add-on is a double sided, 160 track (80 per side), 5 1/4" monster! The ultimate in state-of-the-art 5 1/4" Floppy Disk technology, to 80+4 is seen by the TRS-80+ as two single sided disk drives, each with 80 tracks. Thus, in terms of capacity one 80+4 is equivalent to 4 1/2 standard Radio Shack drives — a savings of over 73% (not to mention diskettes!!!). (With a double density converter, the available memory is huge!) The 80+4 is similar to the 80+2 in that it arrives configured as Drive 0 and any of the other three addresses (with the standard Radio Shack Cable) or as any of four drives (with the SS Standard Cable). The 80+4 INCLUDES TRAKS-PATCH on Diskette. (The plug board is also included.) Formatted data storage is 408K single density or 816K bytes double density.

SIRIUS 80+4 ..... \$624.95

All 80+ Series Floppy Disk add-ons operate a 5 milliseconds track-to-track access time (eight times faster than the SA 400) but are Expansion Interface Limited to 12 milli-seconds for the TRS-80+.


\*TRS-80© Tandy Corp.

## MPI 51/52... A Great Reliable Mini-Drive!

- Fast! 5ms track to track access
- Exclusive Pulley-Band Design
- Unique Door/Ejector Mechanism
- Reliable 1 1/2% Speed Stability
- Single/Double Density Operation
- Industry/ANSI Standard Interface

MPI 51  
(Single Head, 40 tracks, 120K/240K bytes Single/Double Density\*\*) ..... \$259.95

MPI 52  
(Dual Head, 70 tracks, (35/side), 218.8K/437.5K Single/Double Density\*\*) ..... \$349.95



## MPI 91/92... NEW STATE-OF-THE-ART DISK DRIVE!

MPI 91  
(Single Head, 80 tracks, 240K/480K Single/Double Density\*\*) ..... \$389.95

MPI 92  
(Single Head, 160 tracks (80/side), 480K/960K Single/Double Density\*\*) ..... \$499.95

\*\*Unformatted data storage

## Introducing the Versatile, Low-Cost OMEGA Series Controller

As new technological advances bring down the cost of fast, reliable mass data storage, the need for an inexpensive, versatile controller have become greater and greater. To meet this need, SIRIUS SYSTEMS' OMEGA Series Controller was designed.

The SIRIUS OMEGA Series Controller Module utilizes an on-board microprocessor to mediate data transfer to a wide variety of peripherals from an equally wide variety of host computer systems. Up to four Winchester Hard Disks (8" or 14"), four 5 1/4" Floppy Disk Drives and/or up to eight 8" Floppy Disk Drives may be in use at one time. Host systems interfacing is accomplished via a parallel or a serial interface. With the addition of a Personality module, the OMEGA Series Controller Module is directly compatible with many popular computer systems (among them the TRS-80+, Apple, Heath, and others). Provision is made for the addition of a streaming tape drive, also.

### SPECIFIC HARDWARE FEATURES INCLUDE:

- Control of up to twelve Floppy Disk Drives (eight 8" and/or four 5 1/4")
  - 8" and/or 5 1/4" Disk Drive Utilization
  - Single (FM) or Double (MFM) density data storage
  - Hard or Soft sector diskette usage
  - Utilization of "Quad" density (96 tpi) 8" or 5 1/4" Disk Drives
- Control of up to four WINCHESTER type PRIAM DISKOS Disk Drives
  - 8" or 14" may intermix on the same cable
  - Accommodates 8" and/or 14" drives of 5.3 Mbytes to 154 Mbytes
  - Ultra-Fast data transfers
- Extremely flexible host-controller interfacing

### SPECIFIC SOFTWARE FEATURES INCLUDE:

- Dynamic format modifications via command words
- Extremely flexible format acceptance for unusual data storage formats
- Easily interfaces to standard operating systems (TRS-DOS, CP/M, etc.)
- Operates in either get/put sector mode or data string mode
- Performance parameters may be changed by EPROM replacement or Dynamic Reprogramming

Dedicated systems cards are also available on a limited basis for the STD-BUS and the S 100. These cards feature shared memory also (again, software selectable) in addition to the regular OMEGA Series Controller Module features. Consult SIRIUS SYSTEMS for current price and availability for the entire line of OMEGA Series Memory Units and Controllers. Dealer inquiries are invited.

# SIRIUS SYSTEMS

7528 Oak Ridge Highway  
Knoxville, Tennessee 37921



## TO ORDER CALL (615) 693-6583

Phone Orders Accepted 9AM-7PM (ESDT)

We accept MC, VISA, AE, COD (requires Certified Check, Cashier's Check or Cash) and Checks (personal checks require 14 days to clear). SHIPPING AND HANDLING: \$7.00 per Floppy Disk Drive or 80+ Module ■ 5% for other items (any excess will be refunded) ■ Foreign Orders add 10% for Shipping & Handling. Payment in U.S. currency ■ Tennessee residents add 6% Sales Tax ■ VOLUME DISCOUNTS AVAILABLE



*Set your memory size from BASIC.*

# Memory Sizer

Jack Decker  
1804 West 18th Street Lot 155  
Sault Ste. Marie, MI 49783

In magazines such as this one, you often see hybrid programs. Written in BASIC, they use a machine language subroutine called by the USR(X) function during execution.

The author of the program usually tries to make the loading procedure more convenient by embedding the machine language code in DATA statements within the BASIC program.

## Overwriting

These DATA statements are usually read by a FOR-NEXT loop that POKes it into its proper location in memory. Already you can see a source of potential problems, since the code is POKed without regard to whatever else may already be there.

If you have KBFIX or some other machine language routine loaded and the BASIC program overwrites it, tough luck—you

have just lost your routine and maybe hung up your computer in the bargain.

What's that, you say? I forgot that I had to turn off the computer, power up again, and answer the MEMORY SIZE? question to protect some machine language memory.

Yes, that does destroy any machine programs residing in memory. Now, what was that MEMORY SIZE? Had it written down somewhere. Should have written it on the cassette label, I suppose. Suddenly this "convenient" program leaves something to be desired.

All of these troubles can be avoided. For instance, Listing 1 shows one unusual method that will work when the machine code to be used is less than 256 bytes long and is completely relocatable. For demonstration purposes I'll use a machine program that places ASCII codes corresponding to the contents of register pair HL in the upper right-hand corner of the video display.

The machine language routine is stored in string variable B\$. VARPTR(B\$) returns the address of the string's first three memory locations containing

the length of the string, the least significant byte and the most significant byte. If you POKE these latter two bytes into locations 16526 and 16527, the USR(X) locations, then B\$ will be treated as a machine language program when the USR function is called.

Note that if the VARPTR locations are greater than 32767, as they could be in a system with more than 16K of memory, you must subtract 65536 to keep the POKE command within allowable limits.

If B\$ is the first string variable to be assigned in a program, it will stay in the same location. However, if you choose to assign other string variables first, and if the length of those variables will be changed during the run of the program, then you'll have to find B\$ in memory before executing the USR call. You can do this by repeating the commands in line 30 just before making each USR call. (This could be done in a subroutine.)

## Avoid Power Up

The above method works for most relocatable machine language routines. But you can locate your routine in high mem-

ory, and avoid powering up the computer to set the memory size. Let's examine what happens when you answer the MEMORY SIZE? question.

As far as I can tell, the main locations for the memory size are 16561 and 16562. When you type a number in response to the memory size prompt, the computer subtracts 2 and stores that number in 16561 and 16562. So if you ever forget what memory size you started with, you can type:

```
? PEEK (16561) + PEEK (16562)*256 + 2
```


and the computer will tell you.

Actually, the address in those locations represents the highest usable memory location for BASIC, normally used for string storage. So, for example, if you set the memory size to 30000, the last location available for string storage (or other BASIC variables, if no string space is cleared) is 29998. You could start your machine program at 29999 with no ill effects.

But you can't just POKE the new value minus 2 into 16561 and 16562 to reset the memory size. Other pointers must also be reset—those that govern the

# NEW

# DISC DRIVES FOR TRS-80\* "FLIPPY"—250K bytes/disc FAST—5ms Track to Track Access



## REAL VALUE

AEROCOMP offers the best value in microcomputer disc drives on the market today! Reliability, features and cost tough to beat. We deliver...and we stand behind our products, as evidenced by the only FREE TRIAL OFFER in the industry. Examine your systems needs and order today!

## MYSTERY REMOVED

There appears to be some confusion in the terminology used to describe disc drives and their features. Here's what we mean:

- **FLIPPY** Allows the use of both sides of a diskette with a single-headed drive by simply turning the diskette over (Model 40-1).
- **TRACK DENSITY** specified in tracks per inch (TPI). Refers to the number of tracks per radial inch on the diskette. Typically 48 TPI=40 useable tracks and 96 TPI=80 useable tracks.
- **DOUBLE DENSITY** refers to recording density in bits per inch (bpi). Typically single density means data can be recorded up to 2,938 bpi; double density means data can be recorded up to 5,876 bpi.

## • DOUBLE-SIDED

refers to number of read/write heads. Single-sided is one head, read/write one side only; double-sided is dual heads allowing read/write operations on both sides of the diskette. A double sided drive appears as two separate drives to the controller.

## • CAPACITY

unformatted capacity is the total amount of storage space available on a diskette. Typically 125K bytes on a 40 track 5.25in. diskette. Formatted capacity is the total USABLE storage space on a diskette. Typically 102K bytes on a 40 track 5.25in. diskette.

## • ACCESS TIME

the time required for the head to move from one track to the next. Typically 5 to 40 milliseconds (ms).

## FREE TRIAL OFFER

Order your AEROCOMP Disc Drive and use it with your system for up to 14 days. If you are not satisfied for ANY REASON (except misuse or improper handling), return it, packed in the original shipping container, for a FULL REFUND. We have complete confidence in our products and we know you will be satisfied! ORDER TODAY!

## WARRANTY

We offer you a 90 day unconditional warranty on parts and labor against any defect in materials and workmanship. In the event service, for any reason, becomes necessary, our service department is fast, friendly and cooperative.

## 100% TESTED

AEROCOMP Disc Drives are completely assembled at the factory and ready to plug in when you receive them. Each drive is 100% bench tested prior to shipment. We even enclose a copy of the test checklist, signed by the test technician, with every drive. AEROCOMP MEANS RELIABILITY!

## ORDER NOW

### • MODEL 40-1 DISC DRIVE \$339.95ea.

Single-sided, "Flippy", 48TPI. (40 track; single density unformatted 125K bytes/side; double density unformatted 250K bytes/side).

### • MODEL 80-2 DISC DRIVE \$439.95ea.

Double-sided, 96TPI. (80 track/40 per side; single density unformatted 250K bytes; double density unformatted 500K bytes).

### • MODEL 80-1 DISC DRIVE \$439.95ea.

Single-sided, "Flippy", 96TPI. (80 track; single density unformatted 250K bytes/side; double density unformatted 500K bytes/side).

### • MODEL DISC DRIVE \$395.95ea. 160-2

Double-sided, 96TPI. (160 track/80 per side; single density unformatted 500K bytes; double density unformatted 1 megabyte).

All models are capable of single or double density and are complete with power supply and silver enclosure. Send for information on AEROCOMP 2- and 3-drive systems available in 40 and 80 track.

### • SELECT EITHER A 2-DRIVE OR 4-DRIVE CABLE FOR USE WITH YOUR DRIVE(S):

**2-DRIVE CABLE** (for use with 1- or 2-drive systems) \$24.95ea.

**4-DRIVE CABLE** (for use with 1-, 2-, 3- or 4-drive systems) \$34.95ea

Add \$1.25 shipping and handling

### • MINI DISKETTES (5.25 in.) Box of 10 \$29.95 add \$1.25 shipping and handling

• DISC OPERATING SYSTEMS	
NEWDOS+ (40 TRACK)	\$109.00
NEWDOS/80 (80 TRACK)	\$149.00

### ★ SPECIAL COMBINATION OFFER ★

• Model 40-1 Disc Drive	\$339.95
• 2 Drive Cable	24.95
• Disc Operating System (NEWDOS+)	109.00
• Freight	5.25

Reg. \$479.15  
Special \$399.95

### SPECIAL COMBO EXCEPT WITH NEWDOS/80 Reg. \$519.15 Special \$429.95

To order by mail, specify Model Number(s) of Drive, cable, etc. (above), enclose check, money order, VISA or MASTERCARD card number and expiration date, or request COD shipment. Texas residents add 5% sales tax. ADD \$4.00 per drive for shipping and handling. Please allow 2 weeks for personal checks to clear our bank. No personal checks will be accepted on COD shipments—cash, money orders or certified checks only. You will receive a card showing the exact COD amount before your shipment arrives. Be sure to include your name and shipping address. WE SHIP PROMPTLY! In the event there is a slight delay, you will be notified of the shipping date and we will NOT deposit your money order or charge your bankcard until the day we ship!

## CALL TOLL FREE FOR FAST SERVICE (800) 824-7888, OPERATOR 24

### FOR VISA/MASTERCARD/C.O.D. ORDERS

California dial (800) 852-7777, Operator 24. Alaska and Hawaii dial (800) 824-7919, Operator 24.

### TOLL FREE LINES WILL ACCEPT ORDERS ONLY!

For Applications and Technical information, call (214) 337-4346 or drop us a card.

Dealers inquiries invited

# AEROCOMP

Redbird Airport, Bldg. 8  
P.O. Box 24829  
Dallas, TX 75224 ✓ 387

## COMPARE AND BUY AEROCOMP!

	"FLIPPY"	ACCESS TIME (track to track)	HEAD LOAD SOLENOID	DISC EJECTOR	CAPACITY (unformatted single density)	EASY- ENTRY DOOR	FREE TRIAL
<b>AEROCOMP</b>	YES	5ms.	YES	YES	250K bytes (both sides)	YES	YES
<b>RADIO SHACK*</b>	NO	40ms.	YES	NO	109K bytes	NO	NO
<b>PERCOM</b>	YES	25ms.	YES	NO	250K bytes (both sides)	YES	NO
<b>MPI</b>	NO	5ms.	YES	YES	125K bytes	YES	NO
<b>SHUGART</b>	NO	40ms.	YES	NO	109K bytes	NO	NO
<b>SIEMENS</b>	NO	25ms.	YES	NO	125K bytes	YES	NO
<b>TANDON</b>	NO	5ms.	NO	NO	125K bytes	NO	NO
<b>PERTEC</b>	YES	25ms.	YES	NO	250K bytes (both sides)	NO	NO
<b>BASF</b>	NO	12ms.	YES	NO	125K bytes	NO	NO

Factual material from current manufacturer's data sheets is believed reliable but cannot be guaranteed, comparing Aerocomp Model 40-1 to similar models.

The TRS-80\* expansion interface limits the track to track access time to 12ms.

\*Trademark of Tandy Radio Shack.

start of string storage and the position of variables in memory.

Fortunately, you don't have to reset each one individually. All you need to do is issue a CLEAR X command where X is the number of bytes you need cleared for the program. The X argument must not be omitted, even if you don't need any string space cleared, because that also resets a pointer. If you don't need any string space, you can just CLEAR 0.

Using the above information, if you wanted to reset the memory size to 30000, you could issue these commands:

```
POKE 16561,46 : POKE 16562,117 : CLEAR 50
```

$46 + 117 \cdot 256 = 29998$ , or 2 less than our desired memory size.

However, if your machine language routine is relocatable, you can go one better than this. You can reserve enough memory for your routine while the program is running, and then free that memory for other uses when the program is finished.

## Freeing Memory

Take a look at Listing 2. The code is compressed with multiple statements on a line, so keep in mind that everything between lines 1 and 2 is part of line 1, and so on. Here is how the program works.

First, POKE 16396,23. This disables the break key since you don't want to exit the program without executing line 9999. You then PEEK at the present memory size in locations 16561 and 16562, and let variable C equal the present memory size minus the length (in bytes) of your machine routine. This will be your new memory size.

Poke your present memory size into 16526 and 16527. This is temporary since you want to recover these values after you issue the CLEAR command (which clears all variables). You could just as easily have used any of several other memory pairs to store these values, but these are the USR(X) locations that you will be using later anyway.

Next you break your new memory size down into least significant and most significant bytes (LSB and MSB), and POKE these back into 16561 and 16562. Then comes the mandatory CLEAR command (be sure to replace SC with a numeric argument).

Starting in line 2, you recover your original memory size from the USR(X) locations and store them in variables QY and QZ (to be used at the end of the program). Now we PEEK at your new memory size and add 1 to it to determine where your machine program will start (variable C).

If the entry point (the byte of the routine to be accessed first) is not the first byte of the routine, you must calculate the entry address by adding the displacement from the start of the program (variable D). Break this entry point address down into LSB and MSB and POKE it into the USR(X) locations (16526 and 16527). You then do the actual POKEing of your routine into memory, starting at the first location of your newly protected memory.

If the memory location indicated is greater than 32767, you must include the offset of -65536. This necessitates the function  $(A > 32767) \cdot 65536$  shown in the example. Note that

PL indicates the program length and must be replaced by the number of bytes to be POKEd from DATA statements.

## Restoring and Modifying

At the end of your program, line 9999 in this example, you need only rePOKE the old memory size into 16561 and 16562, issue the necessary CLEAR, and POKE 16396,201 to re-enable the break key. This restores everything to the way it was before you ran the program, without any need to power up again. Note that QY and QZ are the only variables that must be left unchanged throughout the program.

The above routines can also be modified to put a system machine code in your programs, that is, code that stays in memory and is used in the command mode.

Should you use one of the above routines, I would also suggest you use the CLEARX statement at the beginning of every program; you never know how much memory was reserved for strings in your last program. Finally, if your program really hogs the string space, issue a CLEAR 50 at program end so that you can load the next program without encountering an OM ERROR (out of memory error). ■

```
10 FOR A=1 TO 4: READ B: BS=BS+CHR$(B): NEXT
20 DATA 34, 62, 60, 201
30 B=VARPTR(BS): FOR A=0 TO 1: B=B+1: POKE 16526+A,PEEK
  (B+(B>32767)*65536): NEXT
40 CLS: A=USR(A)
```

## Program Listing

0 REM

THE FOLLOWING CONSTANTS MUST BE INSERTED INTO PROPER PLACES:

PL (REPLACE WITH PROGRAM LENGTH - IN BYTES)  
SC (REPLACE WITH STRING SPACE TO BE CLEARED - DO NOT OMIT!!)  
EP (REPLACE WITH ENTRY POINT - BYTE DISPLACEMENT FROM START)

```
1 POKE16396,23:A=PEEK(16561):B=PEEK(16562):C=A+B*256-PL
:POKE16526,A:POKE16527,B:B=INT(C/256):A=C-B*256:POKE165
61,A:POKE16562,B:CLEARSC
2 QY=PEEK(16526):QZ=PEEK(16527):A=PEEK(16561):B=PEEK(16
562):C=A+B*256+1:D=C+EP:B=INT(D/256):A=D-B*256:POKE1652
6,A:POKE16527,B:FORA=CTOC+PL-1:READB:POKEA+(A>32767)*65
536,B:NEXT
9999 POKE16561,QY:POKE16562,QZ:CLEAR50:POKE16396,201:ET D
```

## Program Listing

## 8" DISK DRIVES ↔ TRS-80™

**MAXI-DISK™** ... The only system that lets you run TRS-DOS 2.1, 2.2, 2.3, NEWDOS+, and CP/M™ on high performance 8" floppy disk drives.

- Loads basic in 3 seconds
- Mix with mini drives on the same cable
- Easy plug-in installation, uses expansion interface
- **MAXI-DISK** or mini-disk can be drive 0
- Over 1.1 megabytes on line with four drives
- \*Run standard CP/M with **SHUFFLEBOARD™** option



only \$1079

290kbytes  
per drive!

**MAXI-DISK** system includes 8" disk drive, interface, **DOSPATCH™** software for \$1079. Extra drives \$845. The **SHUFFLEBOARD** system includes Z-80 remapping module. Standard CP/M and documentation for only \$279 (only for use with **MAXI-DISK** system).

ORDER TODAY!

The number one name in creative hardware design

**PARASITIC ENGINEERING**

Box 6314, Albany, CA 94706

Visa/MC orders. Phone (415) 839-2636

MAXI-DISK, SHUFFLEBOARD, DOSPATCH are trademarks of Parasitic Engineering. TRS-80 is a trademark of the Tandy Corp. CP/M is a trademark of Digital Research.



# SAVE / add-ons for TRS-80® Software and Hardware

## NEWDOS 80

A new enhanced NEWDOS for the TRS-80.

The most powerful Disk Operating System for the TRS-80, designed for the sophisticated user and professional programmer who demands the ultimate.

NEWDOS/80 is the planned upgrade from NEWDOS 2.1. Some of the features are:

- New BASIC commands for files with variable record lengths up to 4095.
- Mix or match drives. Use 35, 40 or 80 track 5" disk drives or 8" disk drives, or combo.
- Security boot-up for BASIC or machine code application programs.
- New editing commands.
- Enhanced RENUMBER that allows relocation.
- Command chaining.
- Device handling for routing to display and printer simultaneously.
- DFG function; striking of D, F and G keys allows user to enter a mini-DOS without disturbing program.
- Compatible with NEWDOS & TRSDOS.
- Machine language Superzap/80 2.1 utilities and enhanced debug and copy.

**\$149**

**NEW**

**TF-8 80 TRACK DISK DRIVE**

Double Your Capacity


**\$639**

**TF-9 DUAL 80 TRACK DISK DRIVE**

Quadruple Your Capacity

**\$799**

## FACTORY CLEARANCE



Demo single or dual head MPI disc drive, complete with Power Supply and Chassis. Full warranty.


TF5D 40 TK **\$279**

TDH-1D Dual 35 TK **\$419**  
LIMITED QUANTITIES

**Announcing**

## 8" Floppy Disk Drive System

for Model I



- One SA801 Floppy
- NEWDOS 80
- Cable & Adapter

**\$1095**

## Disk Drive Sale!

Save add-on for TRS-80

TF-3 Shugart SA400	<b>\$349</b>
Pertec FD200, 40 track	<b>\$389</b>
TF 5 MPI B51, 40 track	<b>\$379</b>
TF7 Micropolis 77 track	<b>\$595</b>
TDH-1 Dual Sided Drive 35 track	<b>\$499</b>
TF-3M Drive Sys. 2 Shugart	<b>\$698</b>
NEWDOS+ 40 track	<b>\$110</b>
35 track	<b>\$99</b>
Microconductor, Data Base Mgr.	
Mod I	<b>\$249</b>
Mod II	<b>\$399</b>
AJA Business Pkg.	<b>\$289</b>
Disk Head Cleaner	<b>\$16.95</b>
Disk Alignment Pgm.	<b>\$109</b>



## Disk Expansion System

- 2 Shugart SA400 TF-3 **\$718**
- 1 Two-Drive Cable **\$ 25**
- 1 Expansion Interface 32K **\$489**
- 1 35-track DOS+ **\$ 99**

TOTAL LIST PRICE **\$1331**

**SPECIAL PRICE ONLY \$1,179**

Same as above but

includes TRS-80®

Level II **\$1984**

## MOD II 8" Disk System

- 1 Drive System **\$899**
- 2 Drive Expansion System **\$1,399**

## More Savings

**INTRODUCTORY OFFER  
SAVE \$300**



OKIDATA  
MICROLINE 80

TRS-80 Graphics  
List \$1099

**\$649**

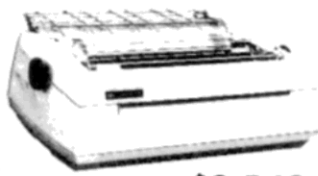
## Drives for any Microcomputer

Does not include power supply & cabinet.

Pertec FD200	<b>\$282</b>	FD250	<b>\$399</b>
Shugart SA400	<b>\$279</b>	SA800/801	<b>\$479</b>
MPI B51	<b>\$279</b>	B52	<b>\$349</b>

## Printers

Centronic 779	<b>\$1,069</b>
Base 2	<b>\$599</b>
Centronic 737	<b>\$899</b>
Centronics 702-9	<b>\$1,895</b>
Anadex 9501	<b>\$1,595</b>
Malibu	<b>\$2,395</b>



Spinwriter **\$2,549**

Memory Kit (16K)	<b>\$49.00</b>
AC Isolator (6 socket)	<b>\$47.95</b>
Modem	<b>\$164.00</b>
Diskettes (10) Verbatim	<b>\$30.00</b>



**Apparat, Inc.**

264



**MICROCOMPUTER  
TECHNOLOGY  
INCORPORATED**

28



TELEX  
678-401  
TAB IRIN

4401 South Tamarac Parkway • Denver, CO 80237 • (303) 741-1778

3304 W. MacArthur • Santa Ana, CA 92704 • (714) 979-9923

**All prices cash discounted / Freight: FOB factory. Ask for our free catalog.**

## *A handshaking story with a hard copy conclusion.*

# H-14, Meet the TRS-80

Frank Friesen  
23 Gemini Avenue  
Winnipeg, Manitoba  
Canada R2G 0T5

**A**fter owning my TRS-80 for a while I became tired of copying programs from the screen by hand. I needed a printer. The H-14 line printer from Heathkit seemed to be the best buy. The kit cost less than half the amount of the Radio Shack line printer and even had lowercase.

The kit took only 12 evenings to finish, but while building it I realized that the on board CPU and software controlled UART could not easily be bypassed, as I had hoped. This meant that the only way I could communicate with the printer was by serial means.

The RS 232 or 20ma current loop could be bypassed so that information could come, via TTL levels. The problem was the expansion interface which puts out parallel information. This wasn't going to stop me—the price difference in printers could pay for a mini disk drive.

Looking around my workshop I saw an MM5303 general pur-

pose UART (Universal Asynchronous Receiver Transmitter). Using this IC, a 74LS00 quad 2 input NAND gate and some extra wiring to the Heathkit control board, I made a working interface.

### Circuit Operation

The circuit is simple and easy to understand (see Fig. 1). Parallel information is input to the UART (IC 1) from the expansion interface line-printer-port edge connector. Upon receiving the strobe on pin 23, the UART begins transmitting this data serially on pin 25 (SIN).

The format will be eight bits, with no parity, and one stop bit, as set by the voltage levels on pins 35 to 38 of IC 1. During this transmission, the COMPLETE signal, pin 24, of the UART, goes low. It causes pin 11 of IC 2 to go high, indicating to the computer that the printer, or at least the interface circuit, is busy.

When transmission is complete, pin 24 of the UART goes high, causing pin 11 of IC 2 to go low, indicating the printer is ready to receive more information.

The circuit derives its power from the H-14 line printer. Also the CLK signal on pin 40, which is used by the UART for timing and clocking the data, is taken

directly from the UART in the H-14. This means that any baud rate set in the H-14 will be automatically set in the interface as well (not including 110 baud, since this requires two stop bits, not one as is set now). I run mine at 4800 baud with no problems.

The H-14 provides one handshaking signal, RTS, which goes low if the printer is off line or the print buffer is full. This signal is gated through IC2 to the line printer port. In this way, either the printer or the UART can cause a PRINTER BUSY signal.

The strobe signal is run through two gates simply to give the data lines a little additional time to stabilize before being strobed. Pin 23 on the edge connector is tied to pin 24 (GND) to disable the fault detect line since it is not needed.

### Construction

I built the circuit on a pre-etched experimenter board that holds both IC's. I also used sockets to avoid unsoldering problems in the future.

Set a common +5 volt area and a common GND area and make the following connections:

1. Pins 3, 21, 36, & 39 of IC 1 to the common GND
2. Pins 1, 38, 37, 35 & 34 of IC 1

to the common +5 volts

3. Pin 24 of IC 1 to Pin 13 of IC 2

4. Pin 23 of IC 1 to Pin 6 of IC 2

5. Pins 3, 4 & 5 of IC 2 TOGETHER

6. Pin 14 of IC 2 to +5 volts

7. Pin 7 of IC 2 to GND

All that remains now is to wire the two interconnection cables. I made the cable to the H-14 out of six three-foot pieces of #24 stranded wire simply because I had them available. Six-conductor ribbon cable would also be suitable. Using different colored wires can make identification easier.

Before starting to wire the H-14, remove the jumper wire from J114, J115 or J114, J113. This interface circuitry is bypassed and the associated ICs could be removed (U101, U102, U103, U104).

Remove the bottom plate of the H-14 and make the following connections to the control board, using the six-wire cable. Be sure to count the pins correctly. Viewing from the bottom puts pin 1 on the opposite side. Also, be careful not to make any accidental solder bridges to other pins.

The U numbers refer to H-14 ICs and the others to the ICs on the board just completed.

1. One wire to IC U105 Pin 40;

the other end to the +5 volt common.

2. One wire to IC U105 Pin 32 (RTS); other end to IC 2 Pin 12.

3. One wire to IC U105 Pin 20; other end to common GND.

4. One wire to IC U105 Pin 15 (CLK); other end to IC 1 Pin 40.

5. One wire to IC U105 Pin 10 (SIN); other end to IC 1 Pin 25.

6. Last wire to IC U104 Pin 1 (-12); other end to IC 1 Pin 2.

This completes the wiring to the H-14.

Run the cable through the slot in the base plate. Re-install the

base plate. Be sure the cable does not interfere with the print head movement.

For the second cable I used a ten-conductor ribbon cable about 15 inches long. I could not find a 34-pin female connector to mate with the expansion in-

terface card edge, so I used a 40-pin connector and simply cut off the pins I did not need.

The pin configuration of the line printer port is shown in the expansion interface manual. Pin 1 is the pin on the top nearest the keyboard. Pin 2 is directly opposite on the bottom side of the board. Wire the cable as follows:

1. Connect one wire to Pin 1 of the connector; the other end to Pin 1 and 2 of IC 2.

2. One wire to Pin 2 of the connector; the other end to the common GND of the circuit board.

3. One wire to Pin 3 of the connector; the other end to Pin 26 of IC 1 (MM5303).

4. One wire to Pin 5 of the connector; the other end to Pin 27 of IC 1.

5. One wire to Pin 7 of the connector; the other end to Pin 28 of IC 1.

6. One wire to Pin 9 of the connector; the other end to Pin 29 of IC 1.

7. One wire to Pin 11 of the connector; the other end to Pin 30 of IC 1.

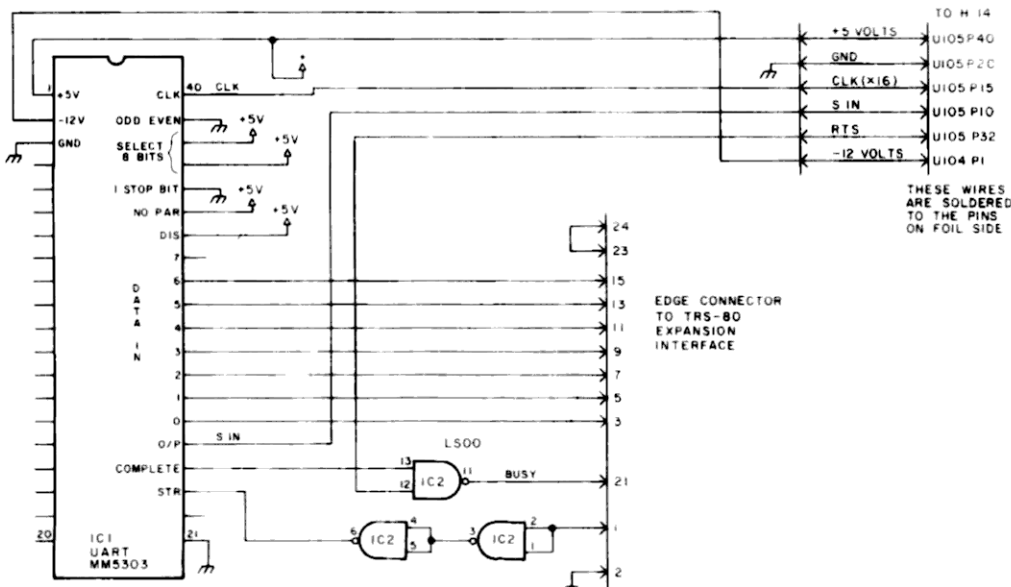


Figure 1.

#### Software for TRS-80s

##### WORDSCRIBE™

Professional word processing for Model I or Model II. Full screen editing. Margin justification. Line insertion/deletion. Block move/copy/delete. Global find and change. Much, much more!

Model I (48k, 1 disk) \$ 79.95  
Model II (64k) \$ 99.95

##### WORDPRINT™

Text formatter for files created by Wordscribe or any ASCII file. Uses embedded 2-character commands to control margins, justification, headers, spacing, page numbering, etc.

Model I (48k, 1 disk) \$ 39.95  
Model II (64k) \$ 49.95

##### MAILING LIST I

A menu driven mailing list program with complete full screen editing.

Model I (48k, 1 disk) \$ 59.95  
Model II (64k) \$ 69.95

##### WORDMAIL

Pulls names and addresses from Mailing List I and inserts into Wordscribe files.

Model I (48k, 1 disk) \$ 39.95  
Model II (64k) \$ 49.95

##### COMPLETE FORM LETTER SYSTEM

Wordscribe, Wordmail, Mailing List I

Model I (48k, 1 disk) \$ 159.95  
Model II (64k) \$ 199.95

## Tulsa Micro Systems

114 West Taft ✓ 437

Sapulpa, Ok. 74066

(918) 224-4260

#### TMS FEATURE OF THE MONTH

##### IN MEMORY PRINT SPOOLER

Spoolrel™ runs in Model I 32k or 48k disk system, under Newdos\* or Trsdos\*\*. Fully relocatable code and buffer. Buffer size is user selected. A true background spooler at an unbelievably low price.

\$ 24.95

PRINT-CENTRAL™ - A utility for those with smart printers. To send a control code to your printer, simply press the Clear key and the appropriate letter key and see instant execution. Any code from 1 to 31 may be sent.

Model I only \$ 24.95

PENCIL FIX - Modify Pencil to use RS lower case modification. Redefines control key to be the key and switches the lc/uc toggle to the shifted Break key. Save your warranty.

Disk \$ 24.95

#### ATTENTION SOFTWARE AUTHORS

Our royalties are the best you will find. Call or write for our schedules.

\*Newdos is a trademark of Apparat  
\*\*TRS-80 and Trsdos are trademarks of Tandy Corporation

#### Software for TRS-80s

##### UTILITIES FOR MODEL I

SUPERLIST - Allows you to debug and edit your programs with live cursor control. Trace Gosubs and Gotos. Global search. Insert lines.

48k, disk \$ 30.00

SUPERPRINT - Format your hardcopy listing to suit your needs, with spaces between lines, wider margins, if you choose. Even will trace Gosub routines to make debugging easier.

32k, disk \$ 15.00

##### TIGGER-GRAPH™

Create engineering, scientific or just fun graphics on your IDS 440G printer. Resolution is 495 x 575. Easy Basic programs provided for data entry and machine language modules for speed. Several pictures can be concatenated along the Y-axis of larger graphs.

Model I (48k, 2 disk) \$ 149.95

##### DEBBYMAE™

Don't fall for cheap (or expensive) imitations. Debbymae is the only totally flexible data base manager for the Model I or Model II. No fields or keys. Automatic linking of all related information allows instant retrieval by subject, type of information, partial contents; even performs analogies.

Model I (48k, 2 disk) \$ 80.00  
Model II (64k) \$ 100.00



8. One wire to Pin 13 of the connector; the other end to Pin 31 of IC1.

9. One wire to Pin 15 of the connector; the other end to Pin 32 of IC 1.

10. One wire to Pin 21 of the connector; the other end to Pin 11 of the IC 2.

11. Connect a small bare wire between Pin 23 and 24 on the connector itself.

## Conclusion

I put the completed interface into a small experimenter box and ran one cable out each side. As seen, the parts count is very low. Parts required are:

One MM5303 (or equiv) UART  
One 74LS00 Quad 2 I/P NAND

## GATE

One 40-pin socket (recommended)

One 14-pin socket (recommended)

One 34-pin female connector (0.1-inch spacing)

Miscellaneous wire, PC board, etc.

The cost of the unit is less than \$15.

I normally operate the H-14 using the manual switch to select character width. Because the printer driver routine only sends carriage returns (not line feeds), the dip switch (sw102) in the H-14, position 3, should be set to 0, causing an automatic line feed on carriage return. This works fine until I try to select a

new character width using this command:

```
LPRINT CHR$(27); CHR$(117); CHR$(20)
```

The above command causes 96 characters per line. The only problem is that the H-14 will no longer generate internal line feeds. The easiest way around this is to generate a line feed from BASIC in a subroutine such as the following:

```
XXX PROGRAM LPRINT LINE: GOSUB 10000
10000 IF PEEK(14312)<>83 THEN 10000
ELSE POKE 14312,10: RETURN
```

Line 10000 waits until the printer is ready and then sends a line feed directly, bypassing the

print driver routine.

If you change character width by software, calling this line in a program after the LPRINT line produces the line feed needed.

It is easy to see that this will not work with LLIST or LPRINT lines longer than the number of characters available on the line. To use LLIST you must use the manual mode and are limited to only the small or large characters. Note that the dip switch is sampled only at power up. This means if you change character size with software, you must turn the H-14 off and on again to get back the auto line feed function. If you use large characters, this is only a minor inconvenience. ■

**THE GREEN SCREEN THING**  
(The Green Thing is custom design for your TRS-80. It repairs or replaces without any tools.)

**Model SC-80**

The Green Thing, from the manufacturers of Homes for the TRS-80, is compared on our CF-80 High Quality console to the normal display, as seen on our CF-90 Economy console. (For further information on consoles, see our other ad.)



CF-80 With CF-90 Without

**List \$795** (Add \$1.00 for shipping & handling, and California residents add 6% sales tax)

**FEATURES:**

- Improved image contrast
- Reduces eye fatigue
- Enhances screen legibility
- Decreases glare
- Gives system a professional look

**ORDER NOW**  
24 HOUR  
PH 408-946-1265

**AVS**  
AUDIO-VIDEO SYSTEMS  
2485 Autumnval Ave.  
San Jose, CA 95132

**SYSTEM CRASH**

Your TRS-80™ Mod I May Not Be The Problem!

Normal household and commercial electrical power (AC) can vary as much as 200% and can VANISH for a half second or more! The TRS-80™ Power Supply was not designed to cope with this typical AC condition!

**P & L BUSINESS/COMPUTER SYSTEMS**  
Power modification stabilizes system voltages allowing up to 2 seconds' uninterrupted operation with AC OFF! (Depending on power supply you use.)

**Detailed Instructions for Processor & Expansion Interface (w/parts list & pwr. supp. selection data)..... \$9.95**

**Level 1 Kit For Processor Only (instructions, parts, cables & power supply selection data)..... \$31.95**

**Level 2 Kit For Processor and Expansion Interface (instructions, parts, cables & power supply selection data)..... \$49.95**

Send check or money order to:  
**P & L BUSINESS/COMPUTER SYSTEMS**  
P.O. Box 333, Ramona, Calif. 92085 ✓354  
California Residents please add 6% sales tax

**Hard Copy Printer For Your Computer**

**COMPLETELY REFURBISHED**

Model 33, Friction Feed Receive only, Table Model, 110 Baud, 8 level ASCII Code, 20 MA Loop

**\$279.95**

Complete line of options available. Check or M.O. \$50 Deposit on C.O.D. orders, N.J. Residents add 5% Sales Tax

**RED ARROW ✓433**  
**ELECTRONICS CORP.**

1217 Summit Ave.,  
Union City, N.J. 07087  
(201) 863-7916

**\*\*\*\*\* SECURITY CONTROL CENTER \*\*\*\*\***

You can control light when you're not at home, at random times. Turn video or recording equipment, appliance, bell, loud alarm device on and off at preset times, even months advance. \* Comes with program, control module, and ac adaptor \*  
\*(\$29.50)\*

**\*\*\* AUTOMATIC TELEPHONE DIALER \*\*\***

You can dial telephone automatically 500 or more. Even if you forgot telephone number, if you remember part of it, you can find the number through search command.  
\* Comes with program, control module and ac adaptor \*  
\*(\$29.50)\*

**\*\*\*\*\* 80-DEEP \*\*\*\*\***

To be used to signal the end of long sort and signal you in case of loading error. It also lets you know with one beep, two beeps, etc. Exactly what part of the program you are in.  
\* Comes with instruction, control module and ac adaptor \*  
\*(\$29.50)\* ✓271

**\*\* S-C COMPUTER TECHNOLOGY \*\***  
P.O. Box 1246, Covina CA 91722  
Phone (213) 332-2216 or 966-9868  
—Visa and Mastercharge accepted—

**DISASSEMBLED HANDBOOK FOR TRS-80**

**VOLUME 1—\$10. POSTPAID**  
Using ROM Calls in assembly language programming  
Self-programmed learning course—10 Chapters  
All BASIC ROM Calls—ROM ancillary functions  
CINT, CSNG & CDBL arith/trig/log/etc. demo pgms

**VOLUME 2—\$15. POSTPAID**  
Advanced assembly language course—13 Chapters  
Storing video in MEM for later use & recall  
Split-screen video with scroll/store/recall  
Decoding single & double precision numbers

**COMMENTS**  
COMPUTER INFORMATION EXCHANGE—ship 100 Vol. 2  
George Blank—Vol. 1 good intro. to ROM CALLS  
SOFTSIDE—will reprint 3000 copies of Vol. 1  
Allan Moluf—I especially recommend this book  
S-80 BULLETIN—A must for every 80 bookshelf  
Charles Butler—most informative and accurate  
INTERFACE—save you 1 year's assy. lang. study  
Joni Kosloski—we sold over 500 first 30 days  
THE ALTERNATE SOURCE—std. text for using ROM  
Miller Microcomputing—ship us a carton ASAP  
CHICATRUG—ship us another carton via Air Mail  
Bill McLaughlin—ship another 300 air freight

**RICH CRAFT ENGINEERING LTD. ✓276**  
Drawer 1065, Wahmeda Industrial Park  
Chautauqua, New York 14722  
phone (716) 753-2654 for COD orders

**MEMOREX DISKETTES & CARTRIDGES**

for your computer or word processor

**BUY THE BEST FOR LESS.**  
Lowest prices. **WE WILL NOT BE UNDERSOLD!!** Buy any quantity. Call free (800) 235-4137 for prices and information.



**PACIFIC EXCHANGES ✓370**  
100 Foothill Blvd  
San Luis Obispo, CA  
93401 (In Cal. call  
(805) 543-1037.)



NEW!

**microcomputer games**  
from The Avalon Hill Game Company

Avalon Hill Game Company has just introduced their first five war and strategy games for the home computer. You play against the program. Each package includes instructions and software for the TRS-80, APPLE II and PET computers having 16k of memory.

#### Midway Campaign

The battle of Midway is recreated with you in control of the outnumbered and out-ranged U.S. Navy. The Japanese need air superiority to win. \$14.95

#### B-1 Nuclear Bomber

Pilot your advanced bomber towards the target city in the Soviet Union. Avoid the MiG fighters and the surface-to-air missiles. \$14.95

#### North Atlantic Convoy Raider

This simulates the Bismark convoy raid of 1941. You control the British Home Fleet. \$14.95

#### Nuke War

This nuclear confrontation pits you against the computer. You choose either massive espionage or military build-up. \$14.95

#### Planet Miners

One to four players compete against the computer staking claims in the solar system. Watch out for sabotage and claim jumping. \$14.95

## INTERACTIVE FICTION

by Robert Lafore from Adventure Inter.

In these TRS-80 disk programs you influence the story by speaking with the characters. Each program sets a fictional scene. Then you start the dialogue with the other characters.

Six Micro Stories offers a good introduction. \$14.95

Local Call For Death is a detective story in the style of Lord Peter Wimsey. \$19.95

Two Heads of the Coin is a psychological mystery set in the London of Sherlock Holmes. The most challenging. \$19.95

## Electronic Handicapper

## BASKETBALL

by Sothen, Laurence & Gavenda from Acorn Software Products  
Basketball is the first in the Electronic Handicapper series from Acorn. It will introduce you to the benefits of predicting the winners of this season's basketball games. This two-tape package gives you power ratings to get you started. You keep the data tape informed of the current week's wins, losses and points. The program then calculates a winner and point spread for you to use. Last season it was used to predict 85% of the winners with a 64% accuracy with the point spread. 16k required. \$99.00 on tape.

All programs for TRS-80 16k, Level II computer.

## STOCK TRADER

from Galactic Software

This system is designed for the active "trader" and not the long term investor because the system is technically oriented. It tracks issues you select and reflects their performance against the overall market. There is also a comparison of the issue against itself to allow spotting "unusual" activity.

The initial data are from either the Standard and Poor Stock Guide or Value Line. The daily data of high, low, close and volume are input from the newspaper.

The program is intended to be a guide to indications and not as a sole recommendation.

Tape \$89.00 Disk \$99.00  
Manual only \$20.00



## PINBALL

by John Allen from Acorn

Get your flipper fingers ready for action in this real-time, machine language game. Lots of sound and flashing graphics. There are five speeds so anyone can play. This version features the dreaded "Bermuda Square".

Protected tape \$14.95  
Protected disk \$20.95


## INVADERS FROM SPACE

by Carl Miller from Acorn

"Maybe it's too fast!" Perferred by all the local arcade addicts, this machine language game has great sound. Alien Invasion. Invaders and Invaders Plus just can't compete. You can adjust parameters including the speed, if you think it's too fast. Only a few heroes will be able to save earth.

Protected tape \$14.95  
Protected disk \$14.95

## THE EMPIRE STRIKES!



from Computer Simulations Company  
The rebellion begins with one base and one warship. You take on fighters, conduct ground operations and secure planets, adding to the number of Rebel bases. Don't let any Empire Scoutcraft escape! You are the last hope. \$14.95

## SUPERSCRIPT

by Richard Wilkes from Acorn

"Scriptit" from Radio Shack is a great program, but it lacks some features. SuperScript adds features to your disk version of "Scriptit." Some of these features are:

You can get a directory or kill files from within SuperScript. TRSDOS or NEWDOS can read SuperScript files. You can insert text into unjustified lines during printout. For example, inserting a name after "Dear" and before the colon. For this purpose a lowercase driver is included.

On printers that can backspace, underlining and slashed zeroes (0) are options. On Diablo and NEC printers one can superscript, subscript, underline, boldface and select 10/12 pitch.

The keyboard driver is changed to allow a correct key repeat which is faster than tapping on a key and which does not destroy the video display. The initial character sent to the printer is changed from a linefeed to a carriage return to empty the buffer. A required space may be specified when it is undesirable to place spaces between parts of text when justifying. From the keyboard you can also enter special characters such as brackets, braces and carets.

Serial and parallel drivers are included on the disk. You can customise these drivers for use with other types of letter quality printers. The serial drivers are included which use the ETX/ACK protocol for 1200 baud communications. Furthermore, printer drivers can be protected in high memory.

The "L" command used to load a file now requires a filespec to avoid destroying text buffer if the question mark is omitted from the "?L" command.

On disk for \$29.95

## STRUCTURED BASIC TRANSLATOR

by Gene Bellinger from Acorn

Try structured programming. You can write programs using PROCEDURES, CALLS, CASE-CALLS, IF-THEN-ELSE, WHILE and UNTIL. Once written, SBT will quickly translate the structured code into an efficient BASIC program. Speeds up program development and documentation. The program is both fast (a 20k BASIC program in less than 4 minutes) and compact. Requires 32k and one disk drive. Supplied on disk for \$29.95



THE PROGRAM STORE  
4200 Wisconsin Ave NW  
P.O. Box 9609 Dept. K 4  
Washington DC 20016



VISA AND  
MASTERCARD



## TO ORDER TOLL FREE 800-424-2738

For program information call  
(202) 337-4691

Mail orders: Send check or money order for total purchase price, plus \$1.00 for shipping & handling. Charge card customers, please include card number, expiration date, and your name as it appears on the card.

## A sad tale of one user's efforts at homebrew interfacing.

# Caveat Emptor

M. Parris  
646 Island Park Drive  
Ottawa, Ontario  
Canada K1Y 0B7

When I bought a TRS-80 it was with the expectation of using it with a hard copy device of some kind, and, until line-printer prices became more reasonable, this was almost certainly going to be the beat up Olivetti terminal I use—110 baud, RS232 compatible.

However, I didn't want to eliminate the option of eventual higher printing rates, so I looked around for some type of general purpose I/O interface. Radio Shack's RS232 board together with the necessary expansion interface cost a minimum of \$400. On the other hand, with some pain, I might be able to design and build an I/O interface for about \$35.

Between these two extremes, the best bet appeared to be the TRS-80 Serial I/O board kit offered by Electronic Systems for \$59.95 (connecting cable \$19.95 extra), advertised with variable baud rate, variable bit count and parity and LPRINT, LLIST and BASIC input. My estimate of \$35 was based on Electronic Systems' parts list and current catalog prices, but the thought of hours of designing and fabricat-

ing a board was enough to persuade me to try the kit.

### Still Waiting

I sent away for the kit and waited over seven weeks for its arrival. Unpacking it, I was concerned that Electronic Systems had not taken any antistatic precautions. The components, jumbled together in a polyethylene bag, might have zapped some of the low power logic, diode-protected or not. Several of the I.C. and socket pins were bent as a result of this packaging, and there was no component list (other than that appearing in the catalog).

Documentation consisted of a circuit diagram with no component values marked, a component placement diagram and two short driver routine listings, together with a note concerning baud rate, parity, data and stop bits selection via onboard dip-switches.

Ordinarily, the lack of component values wouldn't matter, if an accurate component placement diagram were included. However, in this case there was a discrepancy between the parts supplied and the parts necessary to assemble the board as per diagram. This particular hurdle was crossed by means of a few educated guesses and the purchase of one extra resistor. I did write to Electronic Systems by the way, enclosing an S.A.S.E. too, but didn't get any clarification.

There was need for some caution in attaching the 40-conductor cable and its socket. The pin numbers were marked on the board in such a way that they appeared to reference the expansion port connector, in which case I might have easily connected the cable upside down. It's advisable to make certain (and mark the orientation) of cable connectors, board and TRS-80 expansion port before switching on the soldering iron!

The remainder of the assembly was easy. I'd decided that I might eventually want to introduce some subtleties into the UART's handshake, so I reinstated the switching arrangement which Electronic Systems had apparently removed in this revised version of the I/O board.

This involved mounting a dip-switch (the board was already drilled for it anyway) and cutting the foil at the five places where the switch elements had been strapped closed. Functionally, the circuit is unaltered provided the switches are closed.

### No Reply

Assembly complete, two clock adjustments had to be made for the baud rates. The 110 baud adjustment (1760 hz) was an easy matter, but the 150-2400 baud clock (38.4 khz) proved intractable and the trouble was eventually traced to a faulty gate in a CD4096—possibly static damaged.

Once again I wrote to Electronic Systems, suggesting they might like to send a replace-

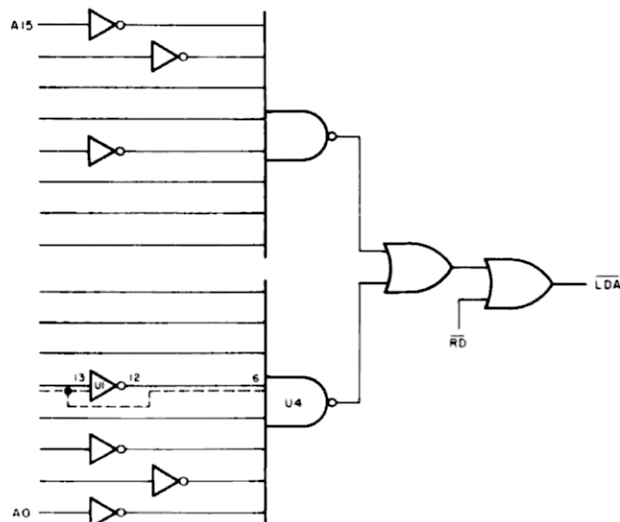


Figure 1.



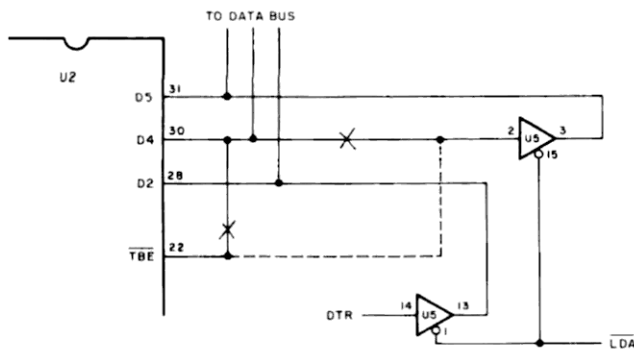


Figure 2.

ment—to date, though, I've had no reply!

In any event, I replaced the CD4096, successfully adjusted the clock and burned in the board for a few hours. The board required about 130 mA, +5V, and 50 mA, -12 V. This would have been nice to know beforehand, but it was about what I'd expected and I'd already made the power supply anyway!

By this time I was more than a little concerned at the poor documentation supplied by Electronic Systems and thought it advisable to read over the routines supplied, one for LLIST, LPRINT, the other for BASIC input. Disassembly of the programs showed that the board's address was treated as 37F8 hex. Fig. 1 shows the address decoding logic in the circuit diagram which was supplied, and the address is clearly 37E8 hex, as, after all, it should be for the line printer driver routine in

ROM.

But why capriciously use custom written I/O routines when there's an adequate one already in ROM?

I reckoned I should check the whole board against the circuit diagram. Among the several discrepancies revealed, which would have made troubleshooting from the diagram difficult or impossible, the most important was that A4 was not inverted. U1 was simply bypassed at pins 12 and 13 as indicated in Fig. 1. The board address was, after all, 37F8 hex and not 37E8 hex, making it impossible to use the board without Electronic Systems' routine.

The hardware fixup is easy enough. Cutting out the foil bypass and reconnecting U1 pin 12 to U4 pin 6, the board address is restored to 37E8 hex. As a temporary, but less satisfactory expedient, U4 pin 6 can be isolated by bending the I.C. pin out so

that it doesn't insert into the socket, which sets A4 permanently high in the board address. A better method is to use a two pole, two way nonshorting switch to preserve compatibility with Electronic Systems' I/O routines.

#### Diagram Discrepancy

Fig. 2 shows the other major circuit diagram discrepancy; neither U2 pin 22 (TBE) or U5 pin 2 is connected to U2 pin 30, but

they are connected together. The UART status is detected via U2 pins 31 and 28 only (D3 and D5), so that the board can't be used with the TRS-80 in-ROM line printer driver routine without some recoding of its status.

In Fig. 3 I've shown the changes I made, in addition to the board address change of course, in order to use in-ROM LLIST, LLPRINT without custom written software.

```

00100 $AUTO LF FIXUP FOR RADIO SHOCK EDITASH
00110 $USING ELECTRONIC SYSTEMS SERIAL I/O
00120 $LOAD AFTER EDITASH
00130 $/1805B TO RUN
00140 ORG 37F8H $BOARD ADDRESS
00150 INOUT EQU $ $SET ITS LABEL
00160 STMASK EQU 24H $UART USLS D3/D5
00170 STRATA EQU 24H
00180 ORG 45CBH $CHANGE ADDRESS HERE
00190 DEFW INOUT
00200 ORG 45D9H $CHANGE ADDRESS HERE
00210 DEFW INOUT
00220 ORG 45DEH $CR COMING UP
00230 GOFIX JP FIXUP $SO FIRST PUT OUT LF
00240 BACK EQU $ $RETURNING TO HERE
00250 ORG 45EFH $CHANGE ADDRESS HERE
00260 DEFW INOUT
00270 ORG 45F1H $CHANGE UART STATUS
00280 AND STMASK $CHANGE THE MASK
00290 CP STDATA $CHANGE THE DATA
00300 ORG 48C9H $PUT THE PATCH HERE
00310 DEFB 'E' $*EDITASH HERE*
00320 DEFB 'D'
00330 DEFB 'T'
00340 DEFB 'A'
00350 DEFB 'S'
00360 DEFB 'M'
00370 DEFB ' '
00380 DEFB 'H'
00390 DEFB 'E'
00400 DEFB 'R'
00410 DEFB 'E'+80H $E0H
00420 CALL 45EEH $CHECK THE UART
00430 JR NZ/FIXUP $IF BUSY, WAIT
00440 LD A,0AH $OTHERWISE, LF
00450 LD (INOUT),A $PUT OUT CHARACTER
00460 INC (IX+4) $REPLACE THE OPCODE
00470 JP BACK $CONTINUE AS BEFORE
00480 END
00000 TOTAL ERRORS

```

Listing 1.

### EDUCATIONAL SOFTWARE TRS-80\*

80+ Programs In:

ELEMENTARY	MATH
SCIENCE	BIOLOGY
GEOGRAPHY	HISTORY
ECONOMICS	ACCOUNTING
FOREIGN LANG.	BUSINESS ED.
GAMES	FARM RECORDS

Programs are grouped into packages of 4 to 7 programs priced at \$14.95 per package including shipping and handling. Available on disk or tape.

Write for catalog: ✓89

MICRO LEARNINGWARE, BOX 2134,  
N. MANKATO MN 56001, 507-625-2205  
\*TRS-80 is a registered trademark of TANDY CORP.\*

### Football Pool Program

Use your TRS-80 disk system. Run your weekly office football pool with this menu driven program. This program includes a pre-programmed 1980 NFL football schedule. Options include Monday night football, point spreads, pre-programmed NFL games or your own college selections. Program automatically computes winners. \$35.00. Including disk.

### Truss Industry Software

Requires 32k one disk drive, and printer. Complete Cutting bill package includes special program. Cassette Systems also available. Software computes all truss configurations with many including material costs. System currently in use by major truss manufacturer. call or write for details.

Both programs available from:

DATA TRUSS, INC. ✓453  
P.O. Box 14542  
Gainesville, Florida 32604  
(904) 372-1560



### ENGINEERING SOFTWARE

New from SUPERIOR

for Structural and Design Engineers!

**STRUCTURAL MATRIX ANALYSIS PROGRAM** Calculates moments, shears, joint rotation and displacements, and axial forces in all members of a two dimensional frame. Structural analysis input of joint coordinates, cross section properties for each member, and any number of uniform or point loads on each member. Minimum 48K, Level II. One disc. **49.95**

**SECTION PROPERTIES PROGRAM** Computes section properties (i.e. moments of inertia, section modulus (top, bottom, left, right), radius of gyration of built up members and various shaped individual members. 16K, Level II. **14.95**

### LEISURE PROGRAMS

**BOWLING SECRETARY** Let your computer tally fees, total pins, games won/lost, hi-10, hi-30, men and women hi-10, hi-30 scratch and handicap, lane assignments with individual data, and next week's lanes. 32K, Level II, one disc. **14.95**

**Life 7.4 A** mathematical simulation of cell colony evolution at a rate of 95 generations per minute by John Conway. Patterns can be stored on disc or tape for recall at any time. Program can also be stored on 1/3 normal speed or paused indefinitely for closer inspection. 4K, Level II. **5.95** Tape, **5.95** Disc, **8.95**

**TUMBLING CARDS** Mix mind-challenging math, memory, and word skill problems with the fun, competition, and luck of an exciting casino-style game of cards. Pyramid your skills into imaginary big-money winnings in the winner's circle. 16K, Level II. **8.95** Tape, **8.95** Disc, **10.95**

✓403

**SUPERIOR SOFTWARE INC.**  
P.O. BOX 11676  
KANSAS CITY, MO 64138

Postage paid.  
Missouri residents add 4 1/2% sales tax.

Write SUPERIOR for information about marketing your SOFTWARE.


# for the TRS-80 from Micro-Mega

## CASSETTE CONTROL UNIT

● Speed up your cassette tape handling ● Pinpoint program locations on tape with an audio monitor ● Get protection from recording and playback glitches resulting from ground loops ● Eliminate the tedious plugging and unplugging of recorder cables

The Micro-Mega Cassette Control Unit does all this and more. You get instant manual control of the recorder at the flick of a switch. Want to find the beginning or end of a program? Flick another switch and you'll hear it. All cables remain plugged in all the time.

The Micro-Mega Cassette Control Unit does a lot to improve the appearance of your TRS-80 system, too. As shown, it's in a 2 1/2" x 5" box which snugly fits between the keyboard and your recorder. There is no need to move the recorder, and all cables come neatly into the unit. The Cassette Control Unit is tailored to the CTR-41 recorder, but may be used with most other recorders as well.



CASSETTE CONTROL UNIT.....\$37.95  
Add \$1.00 for postage and handling

## CPU MONITOR

Ever find yourself with a blank screen wondering what your computer is up to? The Micro-Mega Monitor can tell you, for example: ● If your CPU is in a loop with no exit ● When a long sort is nearing completion, or ● If a key bounces during keyboard input. The CPU Monitor lets you listen to all CSAs and CLOADs and will help you quickly find the correct recorder volume setting. If you have an expansion interface, you will always know whether the real-time clock is on or off because you can hear it.

The Micro-Mega CPU Monitor gives a voice to the 2.80 microprocessor in your TRS-80 by using AM radio circuitry to pick up the computational rhythms of the CPU, which are amplified and played through a loudspeaker. The pickup unit of the CPU Monitor, shown at left in the photo, goes under your TRS-80 keyboard. It is connected by a 36" cable to the speaker and control unit, which includes an on/off volume control and an LED "power-on" indicator. The Monitor is powered by an AC adapter, shown at right in the photo. No batteries are needed and no electrical connections to your TRS-80 are required.



By listening to the CPU Monitor, you will soon become familiar with the "personalities" of the programs you run and whether they are executing in a normal way. (See "Gaming Environment" below.)

CPU MONITOR.....\$47.95  
Add \$2.00 for postage and handling

## THE ORIGINAL GREEN-SCREEN

The eye-pleasing Green-Screen fits over the CRT of your TRS-80 Video Display and gives you improved contrast with reduced glare. You get bright, luminous green characters and graphics like those featured by very expensive CRT units.

The Green-Screen is closely matched to the color and texture of the TRS-80 Video Display and improves the overall appearance of your system. It is attached with adhesive strips, which do not mar your display unit in any way. The Micro-Mega Green-Screen gives improved video display visibility for all applications and is especially effective in creating dramatic, high-impact displays for computer games. (See "Gaming Environment" below.)



THE GREEN-SCREEN.....\$13.95  
Add \$1.00 for postage and handling

## THE ULTIMATE STAR TREK PACKAGE

Tired of trivial computer games? This complete Star Trek package will provide you with endless fascination and challenge. In addition to the program cassette, it includes comprehensive instructions, a pad of "Voyage Log" record sheets, and a free-standing "Torpedo and Maneuvering Chart".

The package is built around the latest version of Lance Mickus' incomparable Star Trek III, a 13,000 byte program with a host of subtle and imaginative features, which include numerous dynamic and spectacular graphic displays. Star Trek III puts you in command of the Enterprise cruising in a galaxy of 192 quadrants filled with uncharted hazards, including hostile Klingons, pulsars, and black holes. You have at your disposal scanners, various weapons and defense systems, on-board computers, and a loyal crew. (You will need them all to survive the Klingons.)

Your mission is to rid the region of Klingons and to locate five inhabitable planets, all within 300 star-days. Before returning to Star Fleet Headquarters where your overall effectiveness as a starship commander will be scored. High scores are possible only with careful planning and effective battle tactics. The "Voyage Log" sheets will guide your strategy, and the "Torpedo and Maneuvering Chart" will give you a vital edge in combat. (When you engage three Klingon ships you can't afford to miss.)



STAR TREK PACKAGE (for Level II, 16K only).....\$22.95  
Add \$1.00 for postage and handling

## CREATE YOUR OWN SPECTACULAR GAMING ENVIRONMENT (and save \$5.00)

The Enterprise is in battle trim with deflector shields at full power. As her captain, you are taking her into combat. The battle stations siren rings in your ears and "CONDITION RED" flashes on your monitor screen. You call for warp drive and key in the coordinates of the quadrant where your scanners have detected Klingon ships. As you select the warp factor, you hear the reassuring clicking of your navigational gear as it activates the warp drive.

Suddenly, you break out of hyperspace and your monitor displays the chilling sight of three Klingon Battle Cruisers floating on your screen. Their evil shapes glow in luminous green against the black void of space. Moments later, you hear the characteristic rasping sound of Klingon laser weapons, and, as you watch, high-energy beams come hurtling toward the Enterprise in succession from each of the Klingon ships.

You have been hit! You hear the dismal sound of the damage control alarm as "DAMAGE TO WARP DRIVE" and "DAMAGE TO PHASERS" flash on your screen. The Klingons have stopped firing! The Enterprise is crippled, but your best weapon is still intact, and it's your turn now! You key in the command for photon torpedoes. As your screen again displays the position of the Klingon ships, you select a firing vector from your torpedo chart and key it in. Now you hear the buzz of your photon torpedo as you see it speeding toward a Klingon ship. It strikes him dead-center! As you watch, the Klingon Battle Cruiser disintegrates, accompanied by a satisfying crackling sound.

Does the above scenario sound far-fetched? Not at all. It's a small sample of what you will experience with Micro-Mega's Gaming Environment, which consists of ● The STAR TREK PACKAGE ● The GREEN-SCREEN and ● The CPU MONITOR. The fast-paced and dynamic action reflects the superb Star Trek III program together with the "Voyage Log" and "Torpedo Chart" of the Star Trek Package. All of the unique graphic displays are greatly enhanced by the Green-Screen. Finally, the uncanny sound effects are produced by the CPU Monitor, which faithfully picks up the FOR, NEXT loops and other CPU patterns, which create the distinctive siren sounds that accompany the ALERT and DAMAGE messages along with the harsher notes of the weapons salvos. Once you've tried it, you won't any longer be satisfied with silent computer games.

Remember that with the Gaming Environment you also get all of the other excellent features of the CPU Monitor and the Green Screen for non-gaming applications. You also save \$5.00 off the combined cost of the individual items.

GAMING ENVIRONMENT.....\$79.85  
Add \$3.50 for postage and handling

Terms: Check or money order, no CODs or credit cards, please. Add amount shown for postage and handling to price of the item. All items shipped within 48 hours by first class or priority mail. Virginia residents, add 4% sales tax.

✓ 29

Micro-Mega · P.O. Box 6265 · Arlington, Va 22206

```

00100 #LINE PRINTER DRIVER FOR TRS-80
00110 #USING ELECTRONIC SYSTEMS SERIAL I/O
00120 #"/6681" AND THEN "CLEAR" FOR BASIC
00130 ORG 37F8H #BOARD ADDRESS
37F8 00140 INOUT EQU $ #SET ITS LABEL
37F8 00150 STATH EQU 24H #SET STATUS MASK
0024 00160 STATH EQU 24H #SET STATUS DATA
2F9E 00170 ORG 7F9EH #PUT THE ROUTINE HERE
2F9E 00180 LINEP EQU $ #LABEL FOR DCR
2F9E 00190 LD A,C #GET CHARACTER
2F9F B7 00200 OR A #NULL?
2FA0 2B56 00210 JR Z,STATUS #YES, CHECK UART
2FA2 FE0B 00220 CP 0BH #VERT. TAB?
2FA4 2B0A 00230 JR Z,UTAB #YES, DO IT
2FA6 FE0C 00240 CP 0CH #NEW PAGE?
2FAB 201C 00250 JR NZ,PRINT #NO, PRINT CHARACTER
2FAA AF 00260 XOR A
2FAB DBB603 00270 OR (IX+3) #GET PAGE SIZE
2FAE 2B16 00280 JR Z,PRINT #DOOPS!
2FR0 DBE03 00290 LD A,(IX+3) #PAGE SIZE AGAIN
2FB3 DB9604 00300 SUB (IX+4) #GET LINES LEFT
2FB6 47 00310 LD B,A #INTO B
2FB7 CDF87F 00320 CALL STATUS #CHECK UART
2FB8 20FB 00330 JR NZ,WAIT1 #IF BUSY, WAIT
2FBC 3E0A 00340 LD A,0AH #OTHERWISE, LF
2FBE 32F837 00350 LD (INOUT),A #PUT IT OUT
2FC1 10F4 00360 DJNZ WAIT1 #UNTIL PAGE DONE
2FC3 4F 00370 LD C,A #STORE CHARACTER
2FC4 1822 00380 JR RESET #THEN RESET COUNT
2FC6 F5 00390 PUSH AF #SAVE CHARACTER
2FC7 CDF87F 00400 WAIT2 #CHECK UART
2FCA 20FB 00410 JR NZ,WAIT2 #BUSY?
2FCC F3 00420 POP AF #GET BACK CHARACTER
2FCD 32F837 00430 LD (INOUT),A #PUT IT OUT
2FCE 1E0D 00440 CP 0DH #CR?
2FDF C6 00450 RET NZ #IF NOT, DONE
2FD3 CDF87F 00460 WAIT3 #CHECK UART
2FD6 20FB 00470 JR NZ,WAIT3 #BUSY?
2FDB 3E0A 00480 LD A,0AH #LF TOO
2FDA 32F837 00490 LD (INOUT),A #PUT IT OUT
2FDD DB3404 00500 INC (IX+4) #UPDATE COUNTER
2FE0 DB7E04 00510 LD A,(IX+4) #ROOM LEFT?
2FE3 DBBE03 00520 CP (IX+3) #SO CHECK SIZE
2FE6 79 00530 LD A,C #GET BACK CHARACTER
2FEC C6 00540 RET NZ #RETURN IF ROOM
2FED CDF87F 00550 RESET #CHECK UART
2FEE 20FB 00560 JR NZ,RESET #BUSY?
2FED 3E0A 00570 LD A,0AH #DOUBLE SPACE
2FEF 32F837 00580 LD (INOUT),A #TO MARK PAGE
2FF2 79 00590 LD A,C #GET BACK CHARACTER
2FF3 DB360400 00600 LD (IX+4),0 #RESET COUNTER
2FF7 C9 00610 RET #RETURN
2FFB 3AF837 00620 STATUS LD A,(INOUT) #LOOK AT UART
2FFC E624 00630 AND STATH #STATUS MASK
2FFD FE24 00640 CP STATH #STATUS DATA
2FFE C9 00650 RLT #ZERO SET IF OK
4026 00660 ORG 4026H #CHANGE ICB
4026 9E7F 00670 DEFW LINEP #AT DRIVER ADDRESS
0000 00680 ENL
00000 TOTAL ERRORS
    
```

### Listing 2.

Hold it though! Even if these amendments are applied, there may yet be a problem. The in-ROM line printer driver routine assumes you have a line printer with auto line feed! If a line feed character (0A hex) is encountered, it's replaced by a transparent null character (00 hex). (See the TRS-80 BASIC II ROM

39C-3C1 hex (924-961 decimal.) Unless your hard copy device is equipped with auto line feed or your serial I/O board is designed to deal with the problem you're out of luck!

Many other purchasers of Electronic Systems' TRS-80 Serial I/O Interface must have encountered these problems. To

```

1 REM LPRINT, LLIST FOR 16K TRS-80, MEM SIZE = 32670
2 POKE16422,158:POKE16423,127
3 FORI=32670TO32767:READA:POKEI,A:NEXT
4 DATA121,183,40,86,254,11,40,10
5 DATA254,12,32,28,175,221,182,3
6 DATA40,22,221,126,3,221,150,4
7 DATA71,205,248,127,32,251,62,10
8 DATA50,248,55,16,244,79,24,34
9 DATA245,205,248,127,32,251,241,50
10 DATA248,55,254,13,192,205,248,127
11 DATA32,251,62,10,50,248,55,221
12 DATA52,4,221,126,4,221,190,3
13 DATA121,192,205,248,127,32,251,62
14 DATA10,50,248,55,121,221,54,4
15 DATA0,201,58,248,55,230,36,254
16 DATA36,201
    
```

### Listing 3.

recap: I had a serial I/O interface that worked splendidly provided that I could use custom-written driver routines or that it could be made compatible with the TRS-80 ROM or Radio Shack software; but only if I had an auto line feed printer, which I didn't.

Listing 1 shows minimum changes which must be made to Radio Shack's Editor/Assembler program in order to make it directly compatible with Electronic Systems' TRS-80 Serial I/O Interface. Simply load the object tape of this routine after the EDTASM tape and run the program at 18058 decimal.

Listing 2 shows a comprehen-

sive line printer routine which completely replaces the in-ROM routines for LLIST, LPRINT more effectively than the (much shorter) routines Electronics Systems provided.

Listing 3 shows a BASIC loader program, the equivalent of Listing 2.

### Conclusion

My final verdict is that this serial I/O board will—just barely—do what the manufacturers claim for it. Within these limits it works well, and can be made to work better. The design, however, was badly thought out and some customers might have trouble. ■

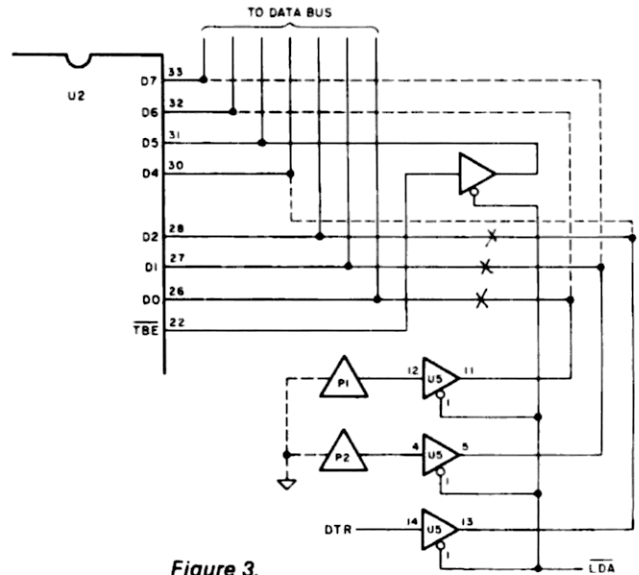


Figure 3.

APPLIED TRISOBIM WANG ALT AIR

**MAXELL® OR Dysan**

Some computerists pay less... but may not receive Shugart® or IBM® approved disks.

**8" SINGLE SIDE DOUBLE DENSITY.....Box of 10 for \$60**

**8" DOUBLE SIDE DOUBLE DENSITY.....Box of 10 for \$70**

**5 1/4" MINI.....Box of 10 for \$60**

**DYSAN® DISKS**

**5 1/4" MINI.....Box of 8 for \$28**

(Specify - 8" Soft or Hard Sector/5 1/4" Soft or Hard Sector)

C.O.D. \$1.00 Additional

**Custom Electronics Inc.**

238 EXCHANGE STREET  
CHICOPEE, MA. 01013

413-592-4761

established 1980 • closed Mondays

DATA GENERAL MATTEL CREMENC

### THREE BARGAIN PACKAGES FOR LEVEL II 16K

**DT-125 REAL TIME CASSETTE DIAGNOSTICS**  
TBAUD measures speed of data flow through the Level II cassette port. PLUS:  
TTAPE reads & writes test data. Shows data errors from various changes to recorder. **\$5.95**

**UT-249 REAL TIME CASSETTE UTILITIES**  
TDUMP dumps entire contents of any Level II tape after AS sync byte. Shows file name and tape format in ASCII, Hex, or Decimal. PLUS:  
TCOPY makes bit by bit copy of any Level I or II tape. Need two recorders for TCOPY. **\$5.95**

**ET-481 EDUCATIONAL RANDOMIZED DRILL**  
TTABLE is a multiplication drill. First operand from 0 to 99, selected by user; second from 0 to 12 randomly selected by TRS-80. PLUS:  
TCAP is a drill for state capitals. Sequence of states generated randomly by TRS-80. **\$5.95**

TO ORDER (NO CREDIT CARDS) WRITE  
THE DENNIS STEVENS CO. ✓ 482  
10895 KEMAH LANE  
SAN DIEGO, CA 92131  
(714) 271-1634

### For Quiz Kids and Card Sharks MOTIVATIONAL NEW 2-PLAYER

With Hi Level  
**"TUMBLING CARDS"**  
Animated Graphics

**3 QUIZ CATEGORIES...**  
Elementary Math • Spelling • Geography  
**2 GAMES IN 1...With Casino-Style card Competition**

A great new family game for kids and adults. Mix mind-challenging math, memory, and word skill problems with the fun, competition, and luck of an exciting game of cards. Pyramid your skills into imaginary big-money winnings in the winner's circle. Level II, 16K.

**SUPERIOR SOFTWARE INC.**  
P.O. BOX 11676  
KANSAS CITY, MO 64138

**ONLY \$8.95**  
Postage Paid  
Missouri residents  
add 4 1/4% (40c)  
sales tax. Formatted  
disc price, \$9.95.  
Missouri residents  
add 49c sales tax.

✓ 403 Write Superior for information about marketing your Software.

## WHAT IS "THE PATCH"?

We asked ourselves: WHY should our computer be as bland as everybody else's? Why not unlock the unused and wasted abilities available within each and every TRS-80 Model I. These abilities allow the display to be dressed up and the computer to be effectively easier to use.

Now we have developed the means for getting the most from our computers and we know you need it too. With "THE PATCH", a new age of simplicity and convenience has arrived. You don't want to be left out, so don't kid yourself, you need the enhancements which "THE PATCH" provides.

• Does your keyboard bounce?

Some say, "I have a software fix for that!"

• Does your display still have that standard, dull, underline cursor?

Some brag, "We have a program which will give you a Block cursor, and it even blinks!"

• Does your Dualcase printer make you look foolish when you tell it to print lower-case because you could only see UPPERcase on the display?

Most cry, "We have a kit you can install... and a program to run it!"

• Don't you have better uses for protected memory than to waste it on programs which are TOTALLY UNNECESSARY?

You sob, "I need all those advantages but they are just too much trouble to have all at once so I'll make do with what I have."

FORGET ALL THAT... make your life easier

What we are trying to tell you is:

1. You CAN have Keyboard debounce if you need it!
2. You CAN have Block cursor with NO distracting blinking!
3. You CAN have FULL TIME Dualcase display!
4. You CAN have typewriter style keyboard operation!
5. You CAN have faster cassette data files, up to four and one-half times faster!
6. You CAN have even more features as we make them available.

All this from THE INSTANT you power up your computer, without making your other programs unusable because some unnecessary driver program is eating that memory.

"THE PATCH" is not a ROM. "THE PATCH" is not a PROM. "THE PATCH" is a microprocessor which modifies the Level II ROM to repair changes made by TANDY when they designed your computer. This state-of-the-art technology makes these changes possible without using ANY of your computer's memory. That means, any program you use on your computer now, will still work after you install "THE PATCH", including word processors.

"THE PATCH" fits easily into the Level II ROM sockets inside your computer, no cables or switches to install.

Sound too good to be true?? Call us. Tell us your innermost fears. Let us answer your questions. Do not cheat yourself out of using ALL of your computer's abilities ALL of the time.

"THE PATCH" \$69.97 plus \$2.50 ship and hand  
Options: Block cursor N/C, Debounce N/C  
Cassette File \$10.00  
VISA or Master Card accepted

THE PATCH is a trademark of CECVAT, Inc.

CALL 208-883-0611  
WRITE: CECVAT, THE PATCH  
Box 5966  
Merced, ID 83443 ✓ 62



# THE ORIGINAL MAGAZINE FOR OWNERS OF THE TRS-80™\* MICROCOMPUTER

SOFTWARE  
FOR TRS-80™  
OWNERS

## COMPUTRONICS INC.

MONTHLY  
NEWSMAGAZINE  
FOR TRS-80™  
OWNERS

### MONTHLY NEWSMAGAZINE Practical Support For Model I & II

- PRACTICAL APPLICATIONS
- BUSINESS
- GAMBLING • GAMES
- EDUCATION
- PERSONAL FINANCE
- BEGINNER'S CORNER
- NEW PRODUCTS
- SOFTWARE EXCHANGE
- MARKET PLACE
- QUESTIONS AND ANSWERS
- PROGRAM PRINTOUTS
- .... AND MORE

#### PROGRAMS AND ARTICLES PUBLISHED IN OUR FIRST 12 ISSUES INCLUDE THE FOLLOWING:

- A COMPLETE INCOME TAX PROGRAM (LONG AND SHORT FORM)
- INVENTORY CONTROL
- STOCK MARKET ANALYSIS
- WORD PROCESSING PROGRAM (FOR DISK OR CASSETTE)
- LOWER CASE MODIFICATION FOR YOUR VIDEO MONITOR OR PRINTER
- PAYROLL (FEDERAL TAX WITHHOLDING PROGRAM)
- EXTEND 16 DIGIT ACCURACY TO TRS 80™ FUNCTIONS (SUCH AS SQUARE ROOTS AND TRIGONOMETRIC FUNCTIONS)
- NEW DISK DRIVES FOR YOUR TRS 80™
- PRINTER OPTIONS AVAILABLE FOR YOUR TRS 80™
- A HORSE SELECTION SYSTEM\*\*\*ARITHMETIC TEACHER
- COMPLETE MAILING LIST PROGRAMS (BOTH FOR DISK OR CASSETTE SEQUENTIAL AND RANDOM ACCESS)
- RANDOM SAMPLING\*\*\*BAR GRAPH
- CHECKBOOK MAINTENANCE PROGRAM
- LEVEL II UPDATES\*\*\*LEVEL II INDEX
- CREDIT CARD INFORMATION STORAGE FILE
- BEGINNER'S GUIDE TO MACHINE LANGUAGE AND ASSEMBLY LANGUAGE
- LINE RENUMBERING
- AND CASSETTE TIPS, PROGRAM HINTS, LATEST PRODUCTS COMING SOON (GENERAL LEDGER, ACCOUNTS PAYABLE AND RECEIVABLE, FORTRAN 80, FINANCIAL APPLICATIONS PACKAGE, PROGRAMS FOR HOMEOWNERS, MERGE TWO PROGRAMS, STATISTICAL AND MATHEMATICAL PROGRAMS (BOTH ELEMENTARY AND ADVANCED) AND

**FREE**



WORD PROCESSING PROGRAM (Cassette or Disk) For writing letters, text, mailing lists, etc., with each new subscriptions or renewal.

LEVEL II RAM TEST (Cassette or Disk) Checks random access memory to ensure that all memory locations are working properly.

DATA MANAGEMENT SYSTEM (Cassette or Disk) Complete file management for your TRS 80™

CLEANUP (Cassette or Disk) Fast action Maze Game

ADVENTURE (Cassette or Disk) Adventure #0 by Scott Adams (From Adventureland International)

**FREE**

\* TRS 80™ IS A TRADEMARK OF TANDY CORP

SEND FOR OUR NEW 48 PAGE SOFTWARE CATALOG (INCLUDING LISTINGS OF HUNDREDS OF TRS 80™ PROGRAMS AVAILABLE ON CASSETTE AND DISKETTE). \$2.00 OR FREE WITH EACH SUBSCRIPTIONS OR SAMPLE ISSUE.

COMPUTRONICS  
MATHEMATICAL APPLICATIONS SERVICE™

50 N. PASCACK ROAD  
SPRING VALLEY, NEW YORK 10977

ONE YEAR SUBSCRIPTION \$24 .....

TWO YEAR SUBSCRIPTION \$48 .....

SAMPLE OF LATEST ISSUE \$ 4 .....

START MY SUBSCRIPTION WITH ISSUE .....

(#1 - July 1978 • #7 - January 1979 • #12 - June 1979 • #18 - January 1980)

NEW SUBSCRIPTION ..... RENEWAL .....



**24 HOUR  
ORDER  
LINE**  
(914) 425-1535



**NEW TOLL-FREE  
ORDER LINE**  
(OUTSIDE OF N.Y. STATE)  
**(800) 431-2818**

**NEW!!!  
MOD-II NEWSLETTER**  
**\$12/year (or 12 issues)**

CREDIT CARD NUMBER ..... EXP. DATE .....

SIGNATURE .....

NAME .....

ADDRESS ..... CITY ..... STATE ..... ZIP .....

\*\*\* ADD \$6/YEAR (CANADA, MEXICO) • ADD \$12/YEAR AIR MAIL • OUTSIDE OF U.S.A., CANADA & MEXICO \*\*\*

# H & E COMPUTRONICS INC.

## ...EVERYTHING FOR YOUR TRS-80™...

TRS-80 is a trademark of the Radio Shack Division of Tandy Corporation

★ All Orders processed within 24-Hours

★ 30-Day Money Back Guarantee on all Software (less a \$3 penalty for handling)

★ 10-Day Money Back Guarantee on Disk Drives and Printers PLUS 120-Days Free Service

<p>• <b>LEARNING LEVEL II</b> By David Lien The Original Author Of The Level Manual A Step By Step approach to Learning Level II especially geared to new TRS-80™ Owners <b>\$15.95</b></p>	<p><b>FROM RACET COMPUTES</b> • <b>REMODEL-PROLOAD</b> - Renumbers program lines, combines programs. The only renumber program that will renumber the middle of a program. Specify 16K, 32K or 48K. Works with Cassette or Disk <b>\$34.95</b> • <b>GSF</b> - Use in your Basic Programs for Instant Sorting (will sort 1000 items in 9 seconds). Other commands include Compress and Uncompress Data. Duplicate Memory, Display Screen Controls and Fast Graphic Controls <b>\$24.95</b> (For Cassette or Disk, specify 16K, 32K or 48K) • <b>DOSORT</b> - All G S F commands plus special Multiple Disk Sorting Routines (Specify 32K or 48K) <b>\$34.95</b> • <b>INFINITE BASIC</b> - Adds 70 commands to your TRS-80™ including Instant Sort, Matrix Commands, String Commands, Left and Right Justification, String Centering, Simultaneous Equations, Upper and Lower Case Reverse and more. (For Cassette or Disk) <b>\$49.95</b> • <b>INFINITE BUSINESS</b> (Requires Infinite Basic) Eliminate Round-off error, 127-Digit Calculation Accuracy, Insert New Elements in Sorted Arrays, Automatic Page Headings, Footings and Pagination, Multiple Precision Arithmetic and more. (For Cassette or Disk) <b>\$29.95</b> • <b>COPYSYS</b> - Copy Machine Language Programs (For Cassette Only) <b>\$14.95</b> • <b>DSM</b> (Disk Sort Merge) <b>\$75.00</b></p>	<p><b>FROM APPARAT NEW DOS</b> <b>\$99.95</b> 35, 40 and 77 Track Versions available • <b>NEW DOS/80</b> (With variable record length files, chainings and many other features) <b>\$149.95</b></p>
<p>• <b>TRS-80™ DISK AND OTHER MYSTERIES</b> Over 100 pages of indispensable information for disk owners. Learn to recover information from bad disks, how to make Basic programs unlistable and 12 more chapters of never published tips and information. Written by H.C. Pennington (For all Disk Owners) <b>\$22.50</b></p>	<p>• <b>FROM THE BOTTOM SHELF</b> • <b>CHECKBOOK II</b> (For Cassette or Disk) <b>\$39.95</b> • <b>SYSTEM DOCTOR</b> (A complete diagnosis of your TRS-80™. Checks memory, video, cassette, disk ROM, and all other parts of your system) For Cassette or Disk <b>\$28.50</b> • <b>CHECKBOOK REGISTER ACCOUNTING SYSTEM</b> (Requires 2 disk drives) <b>\$75.00</b> • <b>LIBRARY 100</b> - 100 established business, game and educational programs plus FREE Tiny Pilot all for <b>\$49.50</b> • <b>BASIC TOOL KIT</b> - Lists all variables, GOTO's and GOSUB's in your program <b>\$19.80</b></p>	<p>• <b>SOUNDWARE</b> - Adds sound to your TRS-80™ Just plus it in <b>\$29.95</b> Sample programs included • <b>TING TONG</b> - Can be used with Soundware for a Sound version of pong <b>\$9.95</b></p>
<p><b>NEW SBSG BUSINESS SYSTEM FOR MODEL I OR MODEL II - IN STOCK</b> - General Ledger - Accounts Receivable - Accounts Payable - Payroll - Inventory Control with Invoicing • Each module can be operated individually or as a coordinated <b>SYSTEM</b>. Turn-Key error catching operation for beginners. • Complete manual and documentation accompany each program. • Minimum System requirements 2-Disk Drives for Model I, 1-Disk Drive for Model II • Each module can be formatted to span data on up to 4-Disk Drives • Free 30-Day telephone consultation • Call for complete specifications • Model I Version <b>\$125.00</b> Per Module <b>\$495.00</b> Per System • Model II Version <b>\$225.00</b> Per Module <b>\$995.00</b> Per System</p>	<p><b>FROM SMALL SYSTEM SOFTWARE</b> • <b>RSM-2</b> Machine Language Monitor <b>\$26.95</b> • <b>RSM-2D</b> Disk Version of RSM-2 <b>\$29.95</b> • <b>DCV-1</b> Converts Machine Language Programs from tape to disk <b>\$9.95</b> • <b>AIR RAID</b> - The ultimate TRS-80™ game converts your TRS-80™ into a real time shooting gallery <b>\$14.95</b> • <b>BARRICADE</b> - A fast pong style game <b>\$14.95</b> • <b>CPM</b> - (For Disk Only) <b>\$150.00</b> • <b>TRS-232 INTERFACE</b> - Interface with Software driver RS-232 printers to your TRS-80™ <b>\$49.95</b> • <b>TRS-232 FORMATTER</b> - Additional (optional) Software for TRS-232 owners. Adds many printer commands to your TRS-80™ <b>\$14.95</b> (With purchase of TRS-232) <b>\$9.95</b> • <b>PENMOD</b> - Use the Electric Pencil with RS slower case modification <b>\$19.95</b></p>	<p>• <b>VIC - The Carta Visual Instructional Computer Program</b> <b>\$19.95</b> The Level II 16K Cassette is designed to teach beginners the Basics of Machine Language and Assembly Language Programming. See every Machine Language Instruction Display on your video. VIC includes Step By Step 55 page manual</p>
<p><b>DATA MANAGEMENT SYSTEMS</b> - DMS replace index cards or any data requiring long lists of information • <b>TBS In-Memory Information System</b> (For Cassette Systems) <b>\$39.95</b> • <b>TBS Disk Data Manager</b> (Requires 1 or more disk drives). Set up fast random access, files in minutes. Stores up to 320K of information on 4 Drives. Up to 10 fields and 255 characters per record. Supports upper and lower case. RS-232 or TRS-232. Features complete editing <b>\$49.50</b> • <b>Personal Software CCA Data Management System</b>. Completely user oriented, menu drive, 130 page Step By Step Manual. Capable of inventory control, sorting data, reporting data in nearly any form (for reports and mailing labels). Sorts data by up to 10 fields for zip code, balance due, geographic location or whatever. Prints reports with subtotals and totals automatically calculated. Fast random access <b>\$75.00</b></p>	<p><b>FROM GALACTIC SOFTWARE</b> • <b>MAIL PAC</b> - For Model I Disk Systems only <b>\$99.95</b> Quick-sorting full user control over mailing list from Galactic Software • <b>STOCK MARKET PAC</b> <b>\$99.95</b></p>	<p><b>VISTA V80 DISK DRIVE</b> - <b>\$395.00</b> 110K of Storage Add \$29.95 for Cable (Free with purchase of 2-Disk Drives) 10 day money back guarantee</p> <p><b>FROM HOWE SOFTWARE</b> • <b>MON-3</b> - Machine Language Programming for beginners. MON-3 is a complete System Monitor with Users Manual <b>\$39.95</b> • <b>MON-4</b> - Disk Version of MON-3 <b>\$49.95</b></p> <p><b>FROM MICROSOFT</b> • <b>LEVEL III BASIC</b> <b>\$49.95</b> Now Cassette owners can add Disk Commands to their TRS-80™ without owning a Disk Drive • <b>MICROSOFT DISK ADVENTURE</b> <b>\$29.95</b> • <b>TRSDOS BASIC COMPILER</b> <b>\$195.00</b> Run Basic Programs up to 15 times faster</p> <p>• <b>NEC BUSINESS QUALITY PRINTERS</b> (For MOD-I or MOD-II) <b>\$2,995.00</b></p> <p><b>THE ELECTRIC PENCIL</b> Cassette <b>\$99.95</b> Disk <b>\$150.00</b> MOD-II Version <b>\$325.00</b></p> <p>• <b>HORSE SELECTOR II</b> By Dr. Hal Davis The TRS-80™ version updated for the TRS-80™ and originally reviewed in Systems and Methods <b>\$50.00</b></p>

**COMPUTRONICS**  
MATHEMATICAL APPLICATIONS SERVICE

50 N. PASCACK ROAD  
SPRING VALLEY, NEW YORK 10977

**HOURS: 9-5**

**Monday thru Saturday**

**48-Page Catalog \$2 FREE With Any Order**

**Order By Phone Or Mail**

**Add \$1 Per Order For Shipping Within UPS Areas**

**Add \$3 For C.O.D.**

**Add \$3 For All Foreign And Non-UPS Shipments**

**Add \$3 For UPS Blue Label**



**24 HOUR ORDER LINE**



**(914) 425-1535**

**NEW TOLL-FREE ORDER LINE**

(OUTSIDE OF N.Y. STATE)

**(800) 431-2818**

## ...EVERYTHING... FOR MOD-II OWNERS

<b>NEW MOD-II NEWSLETTER</b>	
MOD-II Catalog Free w/subscription	<b>\$12/year</b>
<b>MAIL PAC</b>	<b>\$199.95</b>
<b>MICROSOFT BASIC COMPILER</b>	<b>\$395.00</b>
<b>MICROSOFT BASIC</b>	<b>\$325.00</b>
<b>GSF SORT ROUTINE</b>	<b>\$50.00</b>
<b>CP/M</b>	<b>\$170.00</b>
<b>PEACHTREE BUSINESS SOFTWARE</b>	<b>Call</b>
<b>WORD STAR</b>	<b>\$495.00</b>

# H & E COMPUTRONICS INC.

...**EVERYTHING FOR YOUR TRS-80™**...

TRS-80 is a trademark of the Radio Shack Division of Tandy Corporation



**SMALL BUSINESS  
SYSTEMS GROUP**

## COORDINATED BUSINESS SYSTEMS

- EACH MODULE CAN BE OPERATED INDIVIDUALLY OR AS A COORDINATED SYSTEM.
- TURN-KEY ERROR CATCHING OPERATION FOR BEGINNERS
- FREE 30-DAY TELEPHONE CONSULTATION WITH SBSG
- EACH MODULE CAN BE FORMATTED TO SPAN DATA ON UPTO 4 DISK DRIVES.
- COMPLETE MANUAL AND DOCUMENTATION ACCOMPANY EACH MANUAL
- MINIMUM SYSTEM REQUIREMENTS - 2 DISK DRIVES FOR MODEL I...1-DISK DRIVE FOR MODEL II

### ACCOUNTS PAYABLE

The accounts payable system receives data concerning purchases from suppliers and produces checks in payment of outstanding invoices. In addition, it produces cash management reports. This system aids in tight financial control over all cash disbursements of the business. Several reports are available and supply information needed for the analysis of payments, expenses, purchases and cash requirements. All A/P data feeds General Ledger so that data is entered into the system just once. These programs were developed 5 years ago for the Wang micro-computer and have been tested in many environments since then. The package has been converted to the TRS-80™ and is now a well documented, on-line, interactive micro-computer system with the capabilities of (or exceeding many larger systems.

### CAPABILITIES

- ★ menu driven; easy to use; full screen prompting and cursor control
- ★ invoice oriented; everything revolves around the invoice; handles new invoice or credit memo or debit memo
- ★ invoice information recorded; invoice #, description, buyer, check register #, invoice date, age date, amount of invoice, discount (in %), freight, tax (\$), total payable
- ★ transaction print and file maintenance procedures insure accuracy
- ★ flexible check calculation procedure; allows checks to be calculated for a set of vendors - or - for specific vendors
- ★ program prints your checks; contiguous computer checks with your company letterhead can be purchased from SBSG
- ★ reports include (samples on back):
  - open item listing/closed item listing - both detail and summary
  - debit memo listing/credit memo listing
  - aging
  - check register report (to give an audit trail of checks printed)
  - vendor listing and vendor activity (activity of the whole year)
- ★ fully linked to GENERAL LEDGER; each invoice can be distributed to as many as five (5) different GL accounts; system automatically posts to cash and A/P accounts

### ACCOUNTS RECEIVABLE

The objective of a computerized A/R system is to prepare accurate and timely monthly statements to credit customers. Management can generate information required to control the amount of credit extended and the collection of money owed in order to maximize profitable credit sales while minimizing losses from bad debts. The programs composing this system were developed 5 years ago, especially for small businesses using the Wang Microcomputer. They have been tested in many environments since then. Each module can be used stand alone or can feed General Ledger for a fully integrated system.

### CAPABILITIES

- ★ menu driven; easy to use; full screen prompting and cursor control
- ★ invoice oriented; invoices can be entered before ready for billing, when ready for billing, after billing or after paid
- ★ allows entry of new invoice, credit memo, debit memo, or change/delete invoice
- ★ allows for progress payment
- ★ transaction information includes:
  - type of A/R transaction
  - customer P.O. #
  - description of P.O.
  - billing date
  - general ledger account number
  - invoice amount
  - shipping/transportation charges
  - tax charges
  - payment
  - progress payment information
  - transaction print and file maintenance procedures insure accuracy
- ★ customer statements printed; computer statements with your company letterhead can be purchased from SBSG
- ★ reports include; (samples on back)
  - listing of invoices not yet billed
  - open items (unpaid invoices)
  - closed items (paid invoices)
  - aging
- ★ fully linked to General Ledger; will post to applicable accounts: debits A/R, credits account you specify

### PAYROLL

Payroll involves many complex calculations and the production of reports and documents, many of which are required by government agencies. It is an ideal candidate for the computer. With this Payroll system in-house, you can promptly and accurately pay your employees and generate accurate documents/reports to management, employees, and appropriate government agencies concerning earnings, taxes, and other deductions. The package has been converted to the TRS-80™ and is now a well documented, on-line, interactive micro-computer system with the capabilities of (or exceeding) many larger systems.

### CAPABILITIES:

- ★ performs all necessary payroll tasks including:
  - file maintenance, pay data entry and verification
  - computation of pay and deduction amounts
  - printing of reports and checks
- ★ can handle salaried and hourly employees
- ★ employees can receive:
  - hourly or salary wage
  - vacation pay
  - holiday pay
  - piecework pay
  - overtime pay

(Continued on next page)



#### (PAYROLL CAPABILITIES CONTINUED)

- \* employees can be paid using any combination of pay types (except, hourly cannot receive salary & salary cannot receive hourly)
- \* special non-taxable or taxable lump sums can be paid regularly or one time (bonus, reimbursements, etc)
- \* health & welfare deductions can be automatically calculated for each employee
- \* earnings-to-date are accumulated and added to permanent records, taxes are computed and deducted US income tax, Social Security tax, state income tax, other deductions (regular or one time)
- \* paychecks are printed; computer checks with your company letterhead can be purchased from SBSG
- \* calculations are accumulated for: employee pay history, 941A report, W-2 report, insurance report, absentee report
- \* fully linked to General Ledger. Each employee's payroll information can be distributed to as many as (12) twelve different GL accounts; system automatically posts to cash account.

#### INVENTORY/CONTROL INVOICING

- OVER 1000 ITEMS ON MODEL I
- OVER 3000 ITEMS ON MODEL II
- LOW STOCK ALARM
- INVOICING DEDUCTS FROM INVENTORY
- COMPLETE INVENTORY REPORTS
- REORDER POINT REPORT
- QUICK ITEM ACCESS

CLIENT BILLING, STOCK CONTROL, DENTAL BILLING, COMMODITIES  
Medicare/Medicaid billing also available

<b>MODEL I</b>	<b>\$125 Per Module</b>
	<b>\$495 Complete System</b>
<b>MODEL II</b>	<b>\$225 Per Module</b>
	<b>\$995 Complete System</b>

WE ARE THE ONLY SOFTWARE COMPANY THAT OFFERS A REFUND  
WITHIN 30 DAYS ON ALL SOFTWARE (H & E COMPUTRONICS  
MONTHLY NEWSMAGAZINE SUBSCRIBERS ONLY). WE DO  
CHARGE A \$3 PENALTY TO COVER POSTAGE AND HANDLING.

## GENERAL LEDGER

The General Ledger accounting system consolidates financial data from other accounting subsystems (A/R, A/P, Payroll, direct posting) in an accurate and timely manner. Major reports include the Income Statement and Balance Sheet and a "special" report designed by management. The beauty of this General Ledger system is that it is completely user formatted. You "customize" the account numbers, descriptions, and report formats to suit your particular business requirements. These programs were developed 5 years ago for the Wang micro-computer and have been tested in many environments since then. The package has been converted to the TRS-80™ and is now a well documented, on-line, interactive micro-computer system with the capabilities of (or exceeding) many larger systems.

## CAPABILITIES

- \* more than 200 chart of accounts can be handled
- \* account number structure is user defined and controlled
- \* more than 1,750 transactions may be entered via:
  - direct posting, done by hand, validated against the account file before acceptance
  - external posting, generated by A/R, A/P, Payroll or any other user source
- \* data is maintained and reported by:
  - month
  - quarter
  - year
  - previous three quarters
- \* reports (samples on back) include:
  - trial balances
  - income statement
  - balance sheet
  - special accounts reports and more
- \* user formats reports with the following designed as you wish:
  - titles
  - headings
  - account numbers
  - descriptions
  - subtotals
  - totals
  - skip lines
  - skip pages
- \* up to eight levels of totals - fully user designated
- \* menu driven, easy to use, full screen prompting and cursor control

**COMPUTRONICS**  
MATHEMATICAL AND ELECTRONICS

50 N. PASCACK ROAD  
SPRING VALLEY, NEW YORK 10977



**24** HOUR  
ORDER  
LINE  
(914) 425-1535



#### PLEASE SEND ME:

MODEL I     \$125 PER MODULE \_\_\_\_\_  
                  \$495 COMPLETE SYSTEM \_\_\_\_\_  
MODEL II     \$225 PER MODULE \_\_\_\_\_  
                  \$995 COMPLETE SYSTEM \_\_\_\_\_

**NEW TOLL-FREE  
ORDER LINE  
(OUTSIDE OF N.Y. STATE)  
(800) 431-2818**

CREDIT CARD NUMBER \_\_\_\_\_ EXP. DATE \_\_\_\_\_

SIGNATURE \_\_\_\_\_

NAME \_\_\_\_\_

ADDRESS \_\_\_\_\_ CITY \_\_\_\_\_ STATE \_\_\_\_\_ ZIP \_\_\_\_\_

\*\*\* ADD \$6/YEAR (CANADA, MEXICO) - ADD \$12/YEAR AIR MAIL - OUTSIDE OF U.S.A. CANADA & MEXICO \*\*\*

# H & E COMPUTRONICS INC.

...EVERYTHING FOR YOUR TRS-80™...

TRS-80 is a trademark of the Radio Shack Division of Tandy Corporation

100 SUPER  
PROGRAMS

## MASTER PAC 100

2nd EDITION (COMPLETELY REVISED)

FOR YOUR TRS-80™ LEVEL II MICROCOMPUTER

ALL ON CASSETTE OR DISKETTE

### BUSINESS AND PERSONAL FINANCE

1. CHECKBOOK MAINTENANCE
2. TIME FOR MONEY TO DOUBLE
3. FEDERAL FICA & WITHHOLDING TAX COMPUTATIONS
4. HOME BUDGET ANALYSIS
5. ANNUITY COMPUTATION
6. UNIT PRICING
7. CHANGE FROM PURCHASE
8. NEBS CHECK PRINTER
9. DAYS BETWEEN DATES
10. MORTGAGE AMORTIZATION TABLE
11. INVENTORY CONTROL
12. PORTFOLIO VALUE COMPUTATIONS
13. VALUE OF A SHARE OF STOCK
14. SALES RECORD KEEPING SYSTEM
15. FUTURE VALUE OF AN INVESTMENT
16. EFFECTIVE INTEREST RATE (LOAN)
17. PRESENT VALUE OF A FUTURE AMOUNT
18. RATE OF RETURN-VARIABLE INFLOW
19. RATE OF RETURN-CONSTANT INFLOW
20. REGULAR WITHDRAWAL FROM INVESTMENT
21. STRAIGHT LINE DEPRECIATION
22. SUM OF DIGITS DEPRECIATION
23. DECLINING BALANCE DEPRECIATION
24. BREAK-EVEN ANALYSIS
25. SALVAGE VALUE OF INVESTMENT
26. PAYMENT ON A LOAN
27. FUTURE SALES PROJECTIONS
28. CREDIT CARD FILE
29. ECONOMIC ORDER QUANTITY (EOQ) INVENTORY MODEL
30. VALUE OF HOUSE CONTENTS
31. TEXT EDITOR
32. MONTHLY CALENDAR
33. DAY OF WEEK
34. CASH FLOW VS. DEPRECIATION
35. COMPLETE MAIL SYSTEM
36. INTEREST RATE ON A LEASE

BUSINESS

PERSONAL  
FINANCE

### STATISTICS AND MATHEMATICS

37. RANDOM SAMPLE SELECTION
38. ANGLO-METRIC CONVERSION
39. MEAN, STANDARD DEVIATION, MAXIMUM AND MINIMUM
40. SIMPLE LINEAR REGRESSION
41. MULTIPLE REGRESSION ANALYSIS
42. GEOMETRIC REGRESSION
43. EXPONENTIAL REGRESSION
44. SIMPLE MOVING AVERAGE
45. SIMPLE T-TEST
46. CHI-SQUARE TEST
47. NORMAL PROBABILITIES
48. BINOMIAL PROBABILITY
49. POISSON PROBABILITY
50. MATRIX ADDITION AND SUBTRACTION
51. MATRIX TRANSPOSE
52. MATRIX INVERSE
53. MATRIX MULTIPLICATION
54. SOLUTION OF SIMULTANEOUS EQUATIONS
55. QUADRATIC FORMULA
56. LINEAR EQUATION SOLUTIONS
57. ROOT HALF-INTERVAL SEARCH
58. ROOTS OF POLYNOMIALS
59. ROOTS-NEWTON'S METHODS
60. PRIME FACTORS OF INTEGER
61. LEAST COMMON DENOMINATOR
62. RADIAN-DEGREE CONVERSION
63. NUMERICAL INTEGRATION

STATISTICS

MATH

### UTILITIES

64. QUICK SORT ROUTINE
65. PROGRAM STORAGE INDEX
66. MULTIPLE CHOICE QUIZ BUILDER
67. FORM LETTER WRITER
68. SHELL SORT
69. CASSETTE LABEL MAKER
70. CODES MESSAGES
71. MERGE TWO FILES
72. SORT WITH REPLACEMENT

### GRAPHICS

73. DRAWS BAR GRAPH
74. DRAWS HISTOGRAM
75. MOVING BANNER DISPLAY

### GAMBLING AND GAMES

76. RANDOM SPORTS QUIZ
77. GOVERNMENT QUIZ
78. HORSE RACE
79. MAGIC SQUARE
80. ARITHMETIC TEACHER
81. HIGH-LOW GAMBLE
82. UNSCRAMBLE LETTERS
83. HANGMAN
84. GAME OF NIM
85. RUSSIAN ROULETTE
86. ROULETTE GAME
87. ONE ARMED BANDIT
88. HIT THE TARGET
89. WALKING DRUNK
90. STATE CAPITAL QUIZ
91. TIC TAC TOE
92. DICE GAME
93. LUNAR LANDAR GAME
94. BIORHYTHM
95. HORSE SELECTOR (CLASS CALCULATOR)
96. RANDOM DICE ROLL
97. RANDOM ROULETTE ROLL
98. RANDOM CARD DEALER
99. GUESS THE NUMBER
100. WHITE OUT SCREEN

GAMBLING

INCLUDES 110 PAGE  
USER MANUAL

### GUARANTEED SATISFACTION

WE ARE THE ONLY SOFTWARE COMPANY THAT OFFERS A REFUND WITHIN 30 DAYS ON ALL SOFTWARE (H & E COMPUTRONICS INC. MONTHLY NEWSMAGAZINE SUBSCRIBERS ONLY). WE DO CHARGE A \$3 PENALTY TO COVER POSTAGE AND HANDLING.

COMPUTRONICS  
MATHEMATICAL APPLICATIONS SERVICE

50 N. PASCACK ROAD  
SPRING VALLEY, NEW YORK 10977

PLEASE SEND ME:

- ☐ MASTER PAC 100 CASSETTE VERSION.....\$59.95
- ☐ MASTER PAC 100 DISKETTE VERSION.....\$59.95
- ☐ MASTER PAC 100 (MODEL II DISKETTE VERSION).....\$99.95



24 HOUR  
ORDER  
LINE  
(914) 425-1535



NEW TOLL-FREE  
ORDER LINE  
(OUTSIDE OF N.Y. STATE)  
(800) 431-2818

- ★ All orders processed within 24-Hours
- ★ 30-Day money back guarantee on all Software  
(less a \$3 penalty for handling)

CREDIT CARD NUMBER ..... EXP. DATE.....

SIGNATURE .....

NAME .....

ADDRESS ..... CITY ..... STATE ..... ZIP .....

\*\*\* ADD \$2 FOR POSTAGE AND HANDLING (\$4 OUTSIDE OF THE U.S.A.) \*\*\*

# H & E COMPUTRONICS INC.

## ...EVERYTHING FOR YOUR TRS-80...

TRS-80 is a trademark of the Radio Shack Division of Tandy Corporation

### MICROSOFT BASIC COMPILER

With TRS-80™ BASIC Compiler, your Level II programs will run at record speeds! Compiled programs execute an average of 3-10 times faster than programs run under Level II. Make extensive use of integer operations, and get speeds 20-30 times faster than the interpreter.

Best of all, BASIC Compiler does it with BASIC, the language you already know. By compiling the same source code that your current BASIC interprets, BASIC Compiler adds speed with a minimum of effort.

And you get more BASIC features to program with, since features of Microsoft's Version 5.0 BASIC interpreter are included in the package. Features like the WHILE...WEND statement, long variable names, variable length records, and the CALL statement make programming easier. An exclusive BASIC Compiler feature lets you call FORTRAN and machine language subroutines much more easily than in Level II.

Simply type in and debug your program as usual, using the BASIC interpreter. Then enter a command line telling the computer what to compile and what options to use.

Voila! Highly optimized, Z-80 machine code that your computer executes in a flash! Run it now or save it for later. Your compiled program can be saved on disk for direct execution every time.

Want to market your programs? Compiled versions are ideal for distribution. You distribute only the object code, not the source, so your genius stays fully protected.

BASIC Compiler runs on your TRS-80™ Model I with 48K and disk drive. The package includes BASIC Compiler, linking loader and BASIC library with complete documentation ..... **\$195.00**

### 1980 INCOME TAX PAC

Completely Revised - Latest Tax Tables - Fully Tested - Complete Manual and Documentation. The new version of the Income Tax Pacs are full of error catching codes making it impossible to make an error. Follow the simple Step By Step procedure that makes tax preparation simple.

**INCOME TAX PAC A** ..... **(\$19.95...Cassette)**

For Level II 16K Cassette Only

Does Form 1040 and 1040A

- Schedule A itemized deductions
- Schedule B interest and dividends
- Output to video display
- Schedule TC tax computation

**INCOME TAX PAC B** ..... **\$49.95...Cassette or Diskette)**

For Level II 16K with or without printer...cassette or disk has all features of Income Tax Pac A Plus works with or without line printer.

- Formats Form 1040 and 1040A for standard tax forms
- Schedule C income from a personally owned business
- Form 2106 employee business expense

**PROFESSIONAL INCOME TAX PAC C** ..... **\$99.95...Diskette**

For Level II 32K with disk and printer (optional)

Has all features of Income Tax Pac B Plus automatic memory storage for income tax preparers.

- 22 additional schedules and forms
- Formats forms for individual or tractor feed printing

**MOD II CPA VERSION** ..... **\$199.95**

**GUARANTEED PROFIT 91% WINS PLACES 32% AVERAGE PROFIT AT ALL TRACKS-1978 SHOWS**

**THE HORSE SELECTOR II (FLATS)** (By Dr. Hal Davis) ..... **\$50.00**

New simplified version of the original Horse Selector. The first Horse Selection System to actually calculate the estimated odds of each horse.

HIGHER PROFITS (OVER 100%) POSSIBLE THROUGH SELECTIVE BETTING ON:

- Rates each horse in 10 seconds.
- Easy to follow rules.
- Can be used with any Apple II Computer.
- 100% money back guarantee (returned for any reason).
- Uses 4 factors (speed rating, track variant, distance of the present race, distance of the last race).
- Using the above factors, the Horse Selector calculates the estimated odds. BET on horses whose actual payoff (from the Tote Board or Morning Lines) is higher than payoff based on estimated odds.
- Using the above factors, the Horse Selector calculates the estimated odds. BET on any selected horse with an estimated payoff (based on Tote Board or Morning Lines) higher than calculated payoff (based on Horse Selector II).
- Source listing for the TRS-80™, TI-59, HP-67, HP-41, Apple and BASIC Computers.
- No computer or calculator necessary (although a calculator would be helpful for the simple division used to calculate estimated odds).

**FREE Dutching Tables** allows betting on 2 or more horses with a guaranteed profit.

### NEWDOS/80

A New enhanced NEWDOS for TRS-80™ Model I for the 1980's

Apparat Inc., announces the most powerful Disk Operating System for the TRS-80™. It has been designed for the sophisticated user and professional programmer who demands the ultimate in disk operating systems.

NEWDOS/80 is not meant to replace the present version of NEWDOS 2.1 which satisfies most users, but is a carefully planned upward enhancement, which significantly extends NEWDOS 2.1's capabilities. This new member to the Apparat NEWDOS family is upward compatible with present NEWDOS 2.1 and is supplied on Diskette, complete with enhanced NEWDOS + utility programs and documentation. Some of the NEWDOS/80 features are:

- New BASIC commands that supports with variable record lengths up to 4095 Bytes long.
- New BASIC commands that supports with variable record lengths up to 4095 Bytes long.
- Mix or match disk drives. Supports any track count from 18 to 80. Use 35, 40 or 77 track 5" mini disk drives or 8" disk drives, or any combination.
- A security boot-up for BASIC or machine code application programs. User never sees "DOSREADY" or "READY" and is unable to "BREAK", clear screen, or issue any direct BASIC statement including "LIST."
- New editing commands that allow program lines to be deleted from one location and moved to another or to allow the duplication of a program line with the deletion of the original.
- Enhanced and improved RENUMBER that allows relocation of subroutines.
- Powerful program chaining.
- Device hanging for routing to display and printer simultaneously.
- CDE function; simultaneous striking of the C, D and E keys will allow user to enter a mini-DOS to perform some DOS commands without disturbing the resident program.
- Upward compatible with NEWDOS 2.1 and TRSDOS 2.3.
- Includes Superzap 3.0 and all Apparat 2.1 utilities.

..... **\$149.00**

### STOCK MARKET MONITOR

Galactic Software Ltd.

**CASSETTE VERSION** ..... **\$89.00**

**DISK VERSION** ..... **\$99.00**

1. The system is designed for the active "trader" not the "long term" investor, as the system is "technically" oriented.
2. For the TRS-80™ Model I, Level II, 16K or more. Available in both disk and tape versions.
3. Tracks user selected issues, in a technical system that reflects the issue's performance against the overall market.
4. Set up data is input by the user from the Standard and Poors stock guide or Value Line.
5. Daily issue data, "high", "low", "close" and "volume" are input from any newspaper containing this information.
6. Daily overall market, "volume" and "closing Dow" are also provided from a newspaper.
7. Volume and price changes of an issue, as they compare to volume and price changes of the overall market, are the basis of this system's analysis of the given issue.
8. Comparisons of the issue against itself are also done. This may allow the user to spot "unusual" activity on this issue.
9. Clear indications are given as to whether the issue is "out performing", "under performing" or "performing" with the market.
10. Complete video and printed output is provided.
11. This program is intended to be a guide to indications, and is not to be used as a sole recommendation to buy, sell or hold an issue. These decisions are the responsibility of the user and his brokerage.

**COMPUTRONICS!**  
MATHEMATICAL APPLICATIONS SERVICE

50 N. PASCACK ROAD  
SPRING VALLEY, NEW YORK 10977

24 HOUR  
ORDER  
LINE  
(914) 425-1535

ADD \$2.00 FOR SHIPPING IN UPS AREAS  
ADD \$3.00 FOR C.O.D. OR NON-UPS AREAS  
ADD \$4.00 OUTSIDE U.S.A., CANADA & MEXICO

**NEW TOLL-FREE  
ORDER LINE**

(OUTSIDE OF N.Y. STATE)  
**(800) 431-2818**

- ★ All orders processed within 24-Hours
- ★ 30-Day money back guarantee on all Software (less \$3 penalty for handling)



# COMPUTRONICS

...EVERYTHING FOR YOUR TRS-80...

TRS-80 is a trademark of the Radio Shack Division of Tandy Corporation



★ All orders processed within 24-Hours  
★ 30-Day money back guarantee on all Software (less a \$3 penalty for handling)

## BUSINESS PAC 100

### 100 Ready-To-Run Business Programs

(ON CASSETTE OR DISKETTE).....Includes 110 Page Users Manual.....5 Cassettes (Or Diskettes)

Inventory Control.....Payroll.....Bookkeeping System.....Stock Calculations.....

Checkbook Maintenance.....Accounts Receivable.....Accounts Payable.....

#### BUSINESS 100 PROGRAM LIST

1 RULE78	Interest Apportionment by Rule of the 78's
2 ANNU1	Annuity computation program
3 DATE	Time between dates
4 DAYYEAR	Day of year a particular date falls on
5 LEASEINT	Interest rate on lease
6 BREAKVEN	Breakeven analysis
7 DEPRSL	Straightline depreciation
8 DEPRSY	Sum of the digits depreciation
9 DEPRDB	Declining balance depreciation
10 DEPRDDB	Double declining balance depreciation
11 TAXDEP	Cash flow vs. depreciation tables
12 CHECK2	Prints NEBS checks along with daily register
13 CHECKBK1	Checkbook maintenance program
14 MORTGAGE/A	Mortgage amortization table
15 MULTMON	Computes time needed for money to double, triple, etc.
16 SALVAGE	Determines salvage value of an investment
17 RRVARIN	Rate of return on investment with variable inflows
18 RRCONST	Rate of return on investment with constant inflows
19 EFFECT	Effective interest rate of a loan
20 FVAL	Future value of an investment (compound interest)
21 PVAL	Present value of a future amount
22 LOANPAY	Amount of payment on a loan
23 REGWITH	Equal withdrawals from investment to leave 0 over
24 SIMPDISK	Simple discount analysis
25 DATEVAL	Equivalent & nonequivalent dated values for oblig.
26 ANNUDEF	Present value of deferred annuities
27 MARKUP	% Markup analysis for items
28 SINKFUND	Sinking fund amortization program
29 BONDOVAL	Value of a bond
30 DEPLETE	Depletion analysis
31 BLACKSH	Black Scholes options analysis
32 STOCVAL1	Expected return on stock via discounts dividends
33 WARVAL	Value of a warrant
34 BONDOVAL2	Value of a bond
35 EPSEST	Estimate of future earnings per share for company
36 BETAALPH	Computes alpha and beta variables for stock
37 SHARPE1	Portfolio selection model-i.e. what stocks to hold
38 OPTWRITE	Option writing computations
39 RTVAL	Value of a right
40 EXPVAL	Expected value analysis
41 BAYES	Bayesian decisions
42 VALPRINF	Value of perfect information
43 VALADINF	Value of additional information
44 UTILITY	Derives utility function
45 SIMPLEX	Linear programming solution by simplex method
46 TRANS	Transportation method for linear programming
47 EOQ	Economic order quantity inventory model
48 QUEUE1	Single server queueing (waiting line) model
49 CVP	Cost-volume-profit analysis
50 CONDPFOT	Conditional profit tables
51 OPTLOSS	Opportunity loss tables
52 FQJQOQ	Fixed quantity economic order quantity model

59 WACC	Weighted average cost of capital
60 COMBAL	True rate on loan with compensating bal. required
61 DISCBAL	True rate on discounted loan
62 MERGANA1	Merger analysis computations
63 FINRAT	Financial ratios for a firm
64 NPV	Net present value of project
65 PRINDLAS	Laspeyres price index
66 PRINDPA	Paasche price index
67 SEASIND	Constructs seasonal quantity indices for company
68 TIMETR	Time series analysis linear trend
69 TIMEMOV	Time series analysis moving average trend
70 FUPRINF	Future price estimation with inflation
71 MAILPAC	Mailing list system
72 LETWRT	Letter writing system links with MAILPAC
73 SORT3	Sorts list of names
74 LABEL1	Shipping label maker
75 LABEL2	Name label maker
76 BUSBJD	DOME business bookkeeping system
77 TIMECLK	Computes weeks total hours from timeclock info.
78 ACCTPAY	In memory accounts payable system-storage permitted
79 INVOICE	Generate invoice on screen and print on printer
80 INVENT2	In memory inventory control system
81 TELDIR	Computerized telephone directory
82 TIMUSAN	Time use analysis
83 ASSIGN	Use of assignment algorithm for optimal job assign.
84 ACCTREC	In memory accounts receivable system-storage ok
85 TERMSPAY	Compares 3 methods of repayment of loans
86 PAYNET	Computes gross pay required for given net
87 SELLPR	Computes selling price for given after tax amount
88 ARBCOMP	Arbitrage computations
89 DEPRSF	Sinking fund depreciation
90 UPSZONE	Finds UPS zones from zip code
91 ENVELOPE	Types envelope including return address
92 AUTOEXP	Automobile expense analysis
93 INSFILE	Insurance policy file
94 PAYROLL2	In memory payroll system
95 DILANAL	Dilution analysis
96 LOANAFD	Loan amount a borrower can afford
97 RENTPRCH	Purchase price for rental property
98 SALELEAS	Sale-leaseback analysis
99 RRCONVBD	Investor's rate of return on convertible bond
100 PORTVAL9	Stock market portfolio storage-valuation program

- ☐ CASSETTE VERSION \$ 99.95
- ☐ DISKETTE VERSION \$ 99.95
- ☐ MODEL II VERSION \$149.95

ADD \$2.00 FOR SHIPPING IN UPS AREAS  
ADD \$3.00 FOR C.O.D. OR NON-UPS AREAS  
ADD \$4.00 OUTSIDE U.S.A., CANADA & MEXICO

COMPUTRONICS  
MATHEMATICAL APPLICATIONS SERVICE

50 N. PASCACK ROAD  
SPRING VALLEY, NEW YORK 10977

NEW TOLL-FREE  
ORDER LINE  
(OUTSIDE OF N.Y. STATE)  
(800) 431-2818

24 HOUR  
ORDER LINE  
(914) 425-1535



NAME	DESCRIPTION
53 FQEOUSH	As above but with shortages permitted
54 FQEOQPB	As above but with quantity price breaks
55 QUEUECB	Cost-benefit waiting line analysis
56 NCFANAL	Net cash-flow analysis for simple investment
57 PROFIND	Profitability index of a project
58 CAP1	Cap. Asset Pr. Model analysis of project

- Review of the latest Software for the TRS-80™ Model II Microcomputer
- Tips for running your Model II
- Latest announcements and updates

**The Newsletter For Owners Of The  
TRS-80™ MODEL II MICROCOMPUTER****SPECIAL CHARTER SUBSCRIPTION RATE \$12.00 □ (For 12 issues)****MOD-II PROGRAMS CURRENTLY AVAILABLE**

- (1) **ELECTRIC PENCIL** (Michael Shrayder Software).....Complete word processor with extensive editing and printer formatting features.....\$275 (STANDARD CP/M VERSION).....\$300 (DIABLO, NEC OR QUME CP/M VERSION).....\$325 (STANDARD TRSDOS VERSION).....\$350 (DIABLO, NEC OR QUME TRSDOS VERSION).
- (2) **GENERAL LEDGER, ACCOUNTS RECEIVABLE, ACCOUNTS PAYABLE, INVENTORY CONTROL AND PAYROLL** (Small Business Systems Group).....works under TRSDOS.....can be used one module at a time or as a coordinated system.....\$225 per module.....\$995 for the complete system.
- (3) **GENERAL LEDGER, ACCOUNTS RECEIVABLE, ACCOUNTS PAYABLE, INVENTORY CONTROL AND PAYROLL** (Peachtree Software).... requires CP/M and MICROSOFT BASIC.....professional business systems.....turn key operation.....discounts available.....\$1000 per module .....\$5000 for the complete system.
- (4) **SELECTOR III** (Micro-Ap).....complete data management system.....user defined fields and codes.....manages any list defined by the user..... includes additional modules for simplified inventory control, accounts receivable and accounts payable.....requires CBASIC-2 and CP/M .....\$295.
- (5) **GLECTOR** (Micro-Ap).....add on package to the SELECTOR III.....general ledger that allows the user to define a customized chart of accounts.....\$250.
- (6) **GSF** (Racet Computers).....Generalized Subroutine Facility.....a series of super fast machine language utilities that can be called from a BASIC program (no machine language knowledge required).....sorts 1000 items in under 5 seconds.....allows PEEK and POKE statements..... move data blocks.....compress and uncompress data.....works under TRSDOS.....\$50.
- (7) **DSM** (Racet Computes).....Disk Sort Merge.....sorts and merges large multiple diskette files on a 1 to 4 drive system.....NOT AN IN MEMORY SORT.....can actually alphabetize (or any other type or sort) 4 disk drives worth of data.....sorts one complete disk of information in 10 minutes.....information is provided to use DSM with the RS MAILING PROGRAM.....works under TRSDOS.....\$150.
- (8) **RSM** (Small Systems Software).....a machine language monitor and disassembler.....can be used to see and modify memory or disk sectors..... contains all the commands found on the Model-I version plus some additional commands for the MOD-II..... works under TRSDOS.....\$39.95.
- (9) **CP/M** (Lifeboat Associates).....an alternative operating system to TRSDOS that allows users to use hundreds of programs currently available to CP/M owners..... This is the only version of CP/M for the MOD-II that comes with an elementary CP/M guide written especially for MOD-II owners.....\$170.
- (10) **MICROSOFT BASIC** (Microsoft).....an enhanced version of the MICROSOFT BASIC found on TRSDOS.....works under CP/M.....adds commands such as chaining (allows the user to LOAD and RUN a new program without losing the variables currently in memory).....long variable length file records, WHILE/WEND and others.....can be used with the BASIC COMPILER to speed up programs (3-10 times faster execution).....\$350.
- (11) **CBASIC-2**.....a non-interactive BASIC used for many programs that run under CP/M.....requires CP/M.....allows user to make more efficient use of disk files.....eliminates the use of the most line number references.....required for programs such as SELECTOR and GLECTOR.....\$120.
- (12) **MAILING ADDRESS** (Peachtree Software).....requires CP/M.....keeps track of name and address information and allows the selective printing of the information in the form of mailing lists or address labels.....unique key structure and formatting structure allows for a multitude of retrieval alternatives.....\$790.
- (13) **PROPERTY MANAGEMENT** (Peachtree Software).....requires CP/M.....keeps track of all financial records related to property management .....\$1500.
- (14) **FORTRAN-80** (Microsoft).....ANSI 66 (except for COMPLEX) plus many extensions.....requires CP/M.....\$425.
- (15) **H & E COMPUTRONICS, INC. SHARE-A-PROGRAM DISKETTE #1**.....works under TRSDOS.....a collection of programs written by MOD-II owners.....programs include data base management.....a word processor.....mail system.....mortgage calculations.....checkbook register..... and many others.....\$8 (add \$3 postage outside of the United States, Canada and Mexico).....FREE if you send us a diskette containing a program that can be added to the SHARE-A-PROGRAM DISKETTE.
- (16) **MEMOREX OR WABASH CERTIFIED DISKETTES**.....\$49.95 (per box of 10).
- (17) **FLEXI-MATIC DISKETTE STORAGE TRAY**.....Stores 110 diskettes.....comes complete with index-dividers, dust cover, tilt plates and adjustable spacing.....\$55.00.
- (18) **WORD-STAR**.....The ultimate word processor.....a menu driven word processing system that can be used with any printer. All standard word processing commands are included.....plus many unique commands only found on WORD STAR.....requires CP/M.....\$495.
- (19) **MAIL LIST MERGE**.....An add on package that allows the user to send form letters (created on WORD-STAR) to any compiled mailing list (using any CP/M based MAIL program such as the PEACHTREE MAIL PROGRAM).....requires CP/M, WORD STAR and any CP/M based mail program.....\$150.
- (20) **EDITOR ASSEMBLER** from Galactic Software Ltd. is the first user oriented Editor Assembler for the MODEL II and was designed to utilize all the features of the MODEL II. It includes innovative features for ease of coding and debugging and complete documentation (over 120 pages) .....works under TRSDOS.....\$229.
- (21) **MAIL/FILE SYSTEM** from Galactic Software Ltd. stores 2,500 names per disk. No sorting time is required since the file is automatically sorted by first and last name plus Zip Code on input. Retrieve by any combination of 19 user codes. Supports an 11 digit alphanumeric Zip. Supports a message line. Comes complete with user-oriented documentation (100-page manual). Allows for company name and individual of a company and complete phone number (and extensions).....works under TRSDOS.....\$199.

TRS-80™ IS A TRADEMARK OF TANDY CORPORATION

**COMPUTRONICS**  
MATHEMATICAL APPLICATIONS SERVICE50 N. PASCACK ROAD  
SPRING VALLEY, NEW YORK 10977**24 HOUR  
ORDER  
LINE****(914) 425-1535****NEW TOLL-FREE  
ORDER LINE**

(OUTSIDE OF N.Y. STATE)

**(800) 431-2818**

*This nifty program screen displays  
your active variable and runs as a USR function to boot!*

# Variable Scroll

William L. Colsher  
4328 Nutmeg Lane, Apt. 111  
Lisle, IL 60532

If you have ever tried to develop a long BASIC program on a TRS-80, you have probably wondered at some point exactly what variable names you have already used. Even if you are fortunate enough to have a printer, it is often hard to be sure that a new variable is really new.

There are at least two ways around this problem. The simplest is to keep a list of the variables as you use them. Unfortunately, that requires more foresight than most of us use. Besides, that piece of paper can get lost all too easily.

The other solution is a program that displays the currently active variables on the screen any time. That program is the topic of this article.

## Variable Locations

To begin, you need to know where (Table 1) and how (Table

2) BASIC stores its variables.

I decided to make this program a USR function.

Using it is quite simple. If you take a look at the *BASIC Reference Manual*, you'll find that in order to use the USR function, you have to POKE a couple of bytes in one of the reserved areas with the address of the USR routine.

This is ordinarily the case, but an assembler is a wonderful thing, especially one with an ORG statement. The first ORG in the program uses the address of the place we would have had to POKE. The next statement, a DEFW that contains the starting address of the program, is assembled at that location. (If you want to assemble this program at a different location, remember to change both the DEFW and the second ORG.)

Since the POKE is taken care of, all you have to do is protect an area of memory for the program by entering 32500 in response to "MEMORY SIZE?", loading the program with the SYSTEM command and returning to BASIC. Table 3 shows you

how.

You can test the program now by DIMensioning a couple of variables in the immediate mode and assigning values to a couple of scalars. Invoke the DISP routine by typing PRINT USR(0) or X = USR(0). (X is only an exam-

ple, any variable name can be used.)

The screen should clear and you will get a display of your scalars on one line or more: there are sixteen variables per line. Below that are the arrays.

A couple of improvements

All variables are stored in essentially the same manner. The first three bytes always store the same information:

Type	2nd byte of name	1st byte of name

(Type may be one of the following: 2—Integer, 3—String, 4—Single Precision, 8—Double Precision.)

If a variable has a single character name, a zero is placed in the other location. After these three bytes, scalars have the following form:

LSB of value	MSB of value						
LSB of value	Next MSB of value	MSB of value	Exponent of value				
LSB of value	Next MSB of value	etc.	etc.	etc.	etc.	MSB of value	Exponent of value
Length of string	LSB of start address	MSB of start address					

(Variables are top to bottom: Integer, Single Precision, Double Precision, String.) Following is the format of the array storage area. The first three bytes are the same as for scalars. This is followed by:

LSB of array size	MSB of array size	Number of dimensions

This is followed by pairs of bytes containing the dimension sizes. This is in turn followed by the actual values.

Table 2: Structure of BASIC Variable Storage.

Location	Contents
16633	The address of the start of the scalar area
16635	The address of the start of the array area
16637	The address of the start of free memory

Table 1: Part of the BASIC Reserved Area. All the areas are contiguous. Thus, the start of the second is also the end of the first, etc.



**PROFESSIONAL**

**HALF A MILLION TAX RETURNS CAN'T BE WRONG!  
(OR THEY HAD BETTER NOT BE)**



# **INCOME TAX SYSTEM FOR TRS-80\* MODEL I OR II**

**Our system, which prepared 500,000 1979 returns, features the following:**

1. Full interactive user control, **in tax-form language only**, line-by-line.
2. Screen display of full 1040 and all schedules, prior to printout.
3. Change of a single amount item automatically changes and re-computes entire return.
4. All printout formats IRS and state approved.
5. Stores Preparer's Identification for automatic printing at bottom of page 2.
6. Built-in Validation Check tests entire system, hardware and software.
7. Special Printer Adjustment routines, Line Length, etc.
8. Selection of closed or open output formats—for standard Form 1040 or open name-box types.
9. **Software control of text position on page.** Makes forms-alignment simple. Permits use with non-adjustable printers.
10. Fills in pre-printed Forms or you can use overlays. Your choice.
11. Automatically computes: Tax - SDI Overpayment - Wages Total from W-2's - Earned Income Credit - Income Averaging - Maximum/Minimum Tax - Least Tax Method - All Percentage of Income Limitations - All Fixed Limitations - many, many more.
12. Full support through the tax season — no charge.
13. Inexpensive yearly updates in accordance with tax-law changes.
14. Modular construction — lets you order only the type and size system you need.

**PRICING STARTS AT \$189.95 (1040 & SCHEDULE A)**

**25-PAGE DESCRIPTIVE MANUAL \$7.50 (Refunded on Order)**

**MINIMUM SYSTEM REQUIRED: MODEL I, 32K, 1 DISK DRIVE**

\*TRS-80 IS A TRADEMARK OF TANDY CORP.

## **CONTRACT SERVICES ASSOCIATES**

**706 SOUTH EUCLID**

**ANAHEIM, CA 92802**

**TELEPHONE (714) 635-4055**

**★ ★ ★ 20 YEARS OF SERVICE ★ ★ ★**

come to mind after using this program for a little while. The variables are displayed in the order they were used. Scalars come before arrays, but that's built into the program.

It might be wise to sort the variables, so that when working with a large program it is easier to check a new variable name. A second but more difficult enhancement might add a cross-reference generator. This would display not only the variables, but also the line numbers in which each is used. ■

MEMORY SIZE? 32500 (carriage return)  
RADIO SHACK LEVEL II BASIC  
READY  
>SYSTEM (carriage return)  
  
\*?DISP (carriage return)  
The asterisks will flash briefly.  
\*? (carriage return)  
This returns to BASIC.  
?SN ERROR

READY  
>\_

Table 3. Loading and Using DISP

```
00000 ;THIS PROGRAM PROVIDES AN EASY WAY TO OBTAIN
00001 ;A LIST OF CURRENTLY ACTIVE VARIABLES IN A
00002 ;LEVEL II BASIC PROGRAM.
00003 ;
00004 ;CALLING METHOD: POKE16527,126:POKE16526,244:PRINT USR(0)
00005 ;
00006 ;THE FOLLOWING ORG AND DEFW TAKE CARE OF THE POKE
00007 ;THAT WOULD ORDINARILY HAVE TO BE DONE TO TELL
00008 ;BASIC WHERE THE USR ROUTINE IS.
00009 ORG 16526
00010 DEFW 32500
00011 ;
00012 ;CLEAR SCREEN
00013 ORG 32500
00014 LD HL,SCREEN
00015 LD DE,SCREEN+1
00016 LD BC,1023
00017 LD A,' '
00018 LD (HL),A
00019 LDIR
00020 ;DISPLAY SCALARS
00021 ;
00022 ;THERE ARE 2 GENERAL TYPES OF VARIABLES IN LEVEL II
00023 ;BASIC: SCALARS AND ARRAYS. POINTERS TO THE AREAS
00024 ;BASIC USES TO STORE VARIABLES ARE TO BE FOUND IN
00025 ;ONE OF THE RESERVED AREAS OF RAM. SPECIFICALLY,
00026 ;THE CONTENTS OF THESE LOCATIONS ARE THE POINTERS:
00027 16633 -> START OF SCALAR AREA
00028 16635 -> START OF ARRAY AREA (END OF SCALARS)
00029 16637 -> START OF FREE MEMORY (END OF ARRAYS)
00030 ;
00031 ;THE FORMAT OF THE SCALAR AREA IS AS FOLLOWS:
00032 ;BYTE CONTENTS
00033 ;0 SCALAR TYPE - 2=INTEGER,3=STRING
00034 ;4= SINGLE,8=DOUBLE
00035 ;1 2ND CHAR OF NAME
00036 ;2 1ST CHAR OF NAME
00037 ;3 IF STRING, LENGTH, ELSE LSB OF VALUE
00038 ;4-5 IF STRING -> START OF STRING, ELSE MORE VALUE
00039 ;6-10 VALUE
00040 ;
00041 ;FOR MORE INFORMATION SEE PAGES 8/8 AND 8/9 OF THE
00042 ;LEVEL II BASIC REF. MAN.
00043 LD HL,(16633) ;-> SCALAR AREA
00044 LD DE,SCREEN ;-> TOP OF SCREEN
00045 ;THIS CODE TAKES CARE OF THE CASE WHEN THERE ARE
00046 ;NO SCALARS ACTIVE IN THE BASIC PROGRAM
00047 PUSH DE
00048 PUSH HL
00049 LD DE,(16635)
00050 SBC HL,DE
00051 JP Z,ARRAYS
00052 POP HL
00053 POP DE
00054 ;FOLLOWING CODE GETS THE SCALAR NAME
00055 ;A CALL TO 'STRCHK' PUTS IN A $ IF NECESSARY
00056 ;
00057 ;HL -> VARIOUS PLACES IN THE SCALAR AREA
00058 ;DE -> CURRENT SPOT ON THE SCREEN WHERE WE'LL
00059 ; BE PUTTING SOMETHING.
00060 ;
00061 ;*NOTE* STRINGS WHICH HAVE NOT BEEN GIVEN A VALUE
00062 ;WILL *NOT* APPEAR* ON THE LIST.
00063 SHOWSC CALL SHOWIT
00064 ;
00065 ;PUSH DE
00066 LD D,0
00067 LD E,(HL)
00068 ADD HL,DE
00069 INC HL
00070 INC HL
00071 INC HL
00072 INC HL
00073 PUSH HL
00074 LD DE,(16635)
00075 SBC HL,DE
00076 JR Z,ARRAYS
00077 POP HL
00078 POP DE
00079 JR SHOWSC
00080 ;FOLLOWING CODE DISPLAYS THE ARRAY NAMES.
00081 ;THE ARRAY AREA HAS THE FOLLOWING FORMAT:
00082 ;BYTE CONTENTS
00083 ;0-2 SAME AS FOR SCALARS
00084 ;3-4 SIZE OF ARRAY
```

```
00910 ; 5 NUMBER OF DIMENSIONS
00920 ; 6-7 VALUES
00930 ;
00940 ARRAYS LD DE,(16637) ;END OF ARRAYS POINTER
00950 LD HL,(16635) ;START OF ARRAYS POINTER
00960 SBC HL,DE ;COMPARE WITH CURRENT LOC
00970 JP Z,DONE ;IF NO ARRAYS QUIT
00980 POP HL ;ELSE CLEAN UP STACK
00990 POP DE ;
01000 CALL LINES ;START A NEW LINE
01010 SHOWAR CALL SHOWIT
01020 PUSH DE
01030 INC HL
01040 INC HL
01050 INC HL
01060 LD E,(HL)
01070 INC HL
01080 LD D,(HL)
01090 INC HL
01100 ADD HL,DE
01110 PUSH HL
01120 LD DE,(16637)
01130 SBC HL,DE
01140 JP Z,DONE
01150 POP HL
01160 POP DE
01170 JP SHOWAR
01180 ;AND NOW WE CLEAN UP AND RETURN TO BASIC
01190 DONE POP HL
01200 POP DE
01210 CALL LINES ;POINT TO NEXT LINE
01220 LD (16416),DE ;AND FIX R.S. CURSOR
01230 RET
01240 SCREEN EQU 3C00H
01250 ;THIS CODE CHECKS THE TYPE FIELD AND IF IT IS
01260 ;A 3 WE KNOW THAT THE VARIABLE IS A STRING. IN
01270 ;THAT CASE WE INSERT A $ SO THE USER WILL KNOW
01280 ;TOO.
01290 ;
01300 ;REGISTER B IS USED AS A FLAG TO TELL IF WE HAD
01310 ;TO INCREMENT THE DE PAIR TO ACCOMMODATE A 2 CHARACTER
01320 ;VARIABLE NAME.
01330 ;
01340 ;AT THIS TIME HL POINTS TO BYTE ZERO OF THE CURRENT
01350 ;VARIABLE STORAGE AREA.
01360 STRCHK LD B,0
01370 CP ' '
01380 JP Z,DONT
01390 LD B,255
01400 INC DE
01410 LD A,(HL)
01420 CP ' '
01430 JP NZ,SKIPIT
01440 LD A,'$'
01450 LD (DE),A
01460 SKIPIT LD A,B
01470 CP 0
01480 RET Z
01490 DEC DE
01500 RET
01510 ;THE FOLLOWING CODE MOVES THE SCREEN POINTER TO A
01520 ;NEW LINE TO SEPERATE THE SCALARS FROM THE ARRAYS
01530 ;VISUALLY. IT IS ALSO CALLED JUST BEFORE RETURNING
01540 ;TO BASIC TO SET THE BASIC CURSOR TO SUITABLE
01550 ;LOCATION.
01560 ;
01570 ;AT THIS TIME REGISTER DE POINTS TO WHAT WOULD
01580 ;BE THE NEXT SCREEN LOCATION TO PUT A VARIABLE NAME
01590 ;IN. SINCE THE SCREEN LINES ARE ON 64 BYTE BOUNDRIES
01600 ;THE BRUTE FORCE METHOD BELOW WORKS NICELY.
01610 LINES LD A,E
01620 CP 40H
01630 JP N,DO40
01640 CP 80H
01650 JP N,DO80
01660 CP 0C0H
01670 JP N,DO0C
01680 LD E,0
01690 INC D
01700 RET
01710 DO40 LD E,40H
01720 RET
01730 DO80 LD E,80H
01740 RET
01750 DO0C LD E,0C0H
01760 RET
01770 ;FOLLOWING CODE HANDLES THE DISPLAY OF VARIABLE
01780 ;NAMES FOR BOTH SCALARS AND ARRAYS.
01790 ;BOTH TYPES OF VARIABLES HAVE THE SAME FORMAT IN
01800 ;THE FIRST THREE BYTES: TYPE, CHAR2, CHAR1.
01810 ;NOTE THAT IF A VARIABLE HAS ONLY A SINGLE
01820 ;CHARACTER NAME CHAR2 CONTAINS A *ZERO* NOT A
01830 ;
01840 SHOWIT INC HL
01850 INC HL
01860 LD A,(HL)
01870 INC DE
01880 DEC HL
01890 LD A,(HL)
01900 CP 0
01910 JR NZ,OK
01920 LD A,' '
01930 OK LD (DE),A
01940 DEC HL
01950 CALL STRCHK
01960 ;POINT DE TO NEXT SCREEN LOCATION. I WASTE AN EXTRA
01970 ;BYTE TO MAKE THE LINES COME OUT EVEN ALL THE TIME.
01980 ;I.E. ALWAYS 16 VARICBLES PER LINE.
01990 INC DE
02000 INC DE
02010 INC DE
02020 RET
02030 END
```

Program Listing

# PROGRAMMING TOOLS FOR YOUR TRS-80

## INSIDE LEVEL II

### The Programmers Guide to the TRS-80 ROMS

**INSIDE LEVEL II** is a comprehensive reference guide to the Level II ROMs which allows the machine language or Basic programmer to easily utilize the sophisticated routines they contain. Concisely explains set-ups, calling sequences, and variable passage for number conversion, arithmetic operations, and mathematical functions, as well as keyboard, tape, and video routines. Part II presents an entirely new composite program structure which loads under the SYSTEM command and executes in both Basic and machine code with the speed and efficiency of a compiler. In addition, the 18 chapters include a large body of other information useful to the programmer including tape formats, RAM usage, relocation of Basic programs, USR call expansion, creating SYSTEM tapes of your own programs, interfacing of Basic variables directly with machine code, a method of greatly increasing the speed at which data elements are stored on tape, and special precautions for disk systems. **INSIDE LEVEL II** is a clearly organized reference manual. It is fully typeset and packed with nothing but useful information. It does not contain questions and answers, ROM dumps, or cartoons. **INSIDE LEVEL II..... \$15.95**

### TELECOMMUNICATIONS PROGRAM

This program allows reliable high speed file transfers between two disk-based computers over modems or direct wire. It is menu driven and extremely simple to use. Functions include real-time terminal mode, save RAM buffer on disk, transmit disk file, receive binary files, examine and modify UART parameters, program 8 custom log-on messages, automatic 16-bit checksum verification of accurate transmission and reception, and many more user conveniences. Supports line printers and lowercase characters. With this program you will no longer need to convert machine language programs to ASCII for transmission, and you will know immediately if the transmission was accurate. **TELCOM.....\$29.95**

### PROGRAM INDEX FOR DISK BASIC

Assemble an alphabetized index of your entire program library from disk directories. Program names and free space are read automatically (need not be typed in) and may be alphabetized with a fast Shell/Metzner sort by disk or program. The list may also be searched for any disk, program, or extension; disks or programs added or deleted; and the whole list or any part sent to the printer. Finally, the list itself may be stored on disk for future access and update. "The best thing since sliced bread" (January issue of '80 Microcomputing). One drive and 32K required. **INDEX.....\$19.95**

### SINGLE STEP THROUGH RAM OR ROM

**STEP80** allows you to step through any Basic or machine language program one instruction at a time, and see the address, hexadecimal value, Zilog mnemonic, register contents, and step count for each instruction. The top 14 lines of the video screen are left unaltered so that the "target program" may perform its display functions unobstructed. **STEP80** will follow program flow right into the ROMs, and is an invaluable aid in learning how the ROM routines function. Commands include step (trace), disassemble, run in step mode at variable step rate, display or alter memory or CPU registers, jump to memory location, execute a CALL, set breakpoints in RAM or ROM, and relocate to any page in RAM. The display may also be routed to your line printer through the device control block so custom print drivers are automatically supported. **STEP80.....\$16.95**

## 4 SPEED OPTIONS FOR YOUR TRS-80!

The SK-2 is the most versatile clock modification available for the TRS-80. Speeds may be switched between normal, an increase of 50%, or a 50% reduction; selectable at any time without interrupting execution or crashing the program. Instructions are also given for a 100% increase to 3.54 MHz, though the TRS-80 is not reliable at this speed. The SK-2 may be configured by the user to change speed with a toggle switch or on software command. It will automatically return to normal speed any time a disk is active, requires no change to the operating system, and has provisions for adding an LED to indicate when the computer is not at normal speed. It mounts inside the keyboard unit with only 4 necessary connections for the switch option (switch not included), and is easily removed if the computer ever needs service. The SK-2 comes fully assembled with socketed IC's and illustrated instructions. **SK-2.....\$24.95**

### RAM SPOOLER AND PRINT FORMATTER

This program is a full feature print formatting package featuring user defineable line and page length (with line feeds inserted between words or after punctuation), screen dump, and printer pause control. The serial version allows baud rate selection from the keyboard. In addition, printing is done from a 4K expandable buffer area so that the LPRINT or LLIST command returns control to the user while printing is being done. Ideal for Selectric or other slow printers. Allows printing and processing to run concurrently. Please specify PARALLEL or SERIAL (RS-232 interface) version. **SPOOLER.....\$16.95**

### DUPLICATE SYSTEM TAPES WITH CLONE

Make duplicate copies of ANY tape written for Level II. They may be SYSTEM tapes (continuous or not) or data lists. The file name, load address, entry point, and every byte (in ASCII format) are displayed on the video screen. **CLONE.....\$16.95**

### MACHINE CODE FAST FOURIER TRANSFORM

This complete package includes 3 versions of the machine language FFTASM routine assembled for 16, 32, and 48K machines, a short sample Basic program to access them, a 10K Basic program which includes sophisticated interactive graphing and data manipulation, and a manual of instructions and examples. The machine language subroutines use variables defined by a supporting Basic program to make data entry and retrieval extremely fast and easy for custom implementation. They perform 20 to 40 times faster than their Basic equivalent (256 points in 12.5 seconds), and require less than 1550 bytes of memory. **FFTASM.....\$49.95**

## FOR THE MODEL II

### LYNC

#### from Midnight Software

High level data communication for the Model II with CP/M. LYNC will send and receive any file with automatic error checking and retries. Either end may initiate file transfers, and multiple files may be sent with wildcard filenames. Remote or local directories may be called from within the program. Allows full protocol, non-protocol, and real-time conversation modes. May be used over phone lines at 300 baud or direct to another computer at up to 9600 baud. Also available for other CP/M computers. **LYNC.....\$95.00**

**MUMFORD  
MICRO  
SYSTEMS**

**ORDERING:** Complete satisfaction is guaranteed or a full refund will be made. All Model I programs are shipped on cassette unless \$5 is included for a formatted (no system) disk. Include \$1 postage and handling. California residents add 6% sales tax. Visa, MasterCard and COD orders accepted.

Box 435-E Summerland, California 93067 (805) 969-4557



*Frustrated by the limitations of INPUT command? Read this.*

# Input with Insight

Jack Decker  
1804 West 18th Street, Lot 155  
Sault Ste. Marie, MI 49783

**M**ost TRS-80 users have been frustrated by the limitations of the INPUT command in BASIC.

The command won't accept commas in the input string unless quotation marks are also used, and it won't select an appropriate prompt character in place of the question mark. (How many times have you seen PRESS ENTER TO CONTINUE? in a program?) It also has difficulty formatting the input on the screen, since hitting the enter key always advances the cursor to the beginning of the next line.

## Construct a String

The solution is to construct a string using the INKEY\$ function. The subroutine in Listing 1 does just this. It's the shortest subroutine I've found that will overcome the limitations, and yet behave like an INPUT command in regard to the use of the backspace and shifted backspace keys.

No automatic line feed is needed after the enter key is pressed, but if you want one you can insert a PRINT: statement just before the RETURN. In the

interest of conserving memory line 60010 is heavily packed.

To use the subroutine in place of an INPUT statement, simply GOSUB 60000. On return, string variable B\$ will contain the input. You use variable A\$ within the subroutine to hold individual keyboard strokes as they are entered. No other variables are used in this routine.

For those who may wish to customize this routine for their own applications, here is a brief explanation of what is happening in the subroutine:

In line 60000, B\$ is set to the null string (a string variable with no characters in it). PRINT CHR\$(14); turns on the cursor.

Lines 60010 and 60020 form a loop. When the program falls through from line 60010, line 60020 catches it and sends it right back where it came from.

Line 60010 first tests to see that a character has been input. If one has (A\$>""), it then tests to see if that character was the enter key. If so, it turns off the cursor (PRINT CHR\$(15);) and returns.

If the character was not the enter key, it is tested to see that it is not a control character (IF A\$>CHR\$(31)). This is to keep anyone from lousing up the whole screen display by accidentally hitting the wrong key.

Assuming the character passes this test, you test the string

variable to make sure it would not contain over 255 characters if this character were added to it (LEN(B\$)<255); this causes an LS ERROR.

Here is your opportunity to limit the length of the input. If, for example, you want to prevent any input over 40 characters long, change the 255 to 40. You could even change the 255 to a numeric variable, such as X, and

then use a statement of the form: X = 40:GOSUB 60000.

Varying the value of X allows a different maximum line length each time the subroutine is called.

## Character Input

Going back to the character that was input, assume that it has an ASCII value greater than 31 and will not cause B\$ to ex-

```
60000 B$="":PRINTCHR$(14);
60010 A$=INKEY$:IF A$>"":IF A$=CHR$(13) THEN PRINTCHR$(15);:
RETURN ELSE IF A$=CHR$(31) AND LEN(B$)<255 THEN PRINT A$;:B$=B$
+A$ ELSE IF B$>"":IF A$=CHR$(8) THEN PRINT A$;:B$=LEFT$(B$,LEN(
B$)-1) ELSE IF A$=CHR$(24) THEN PRINTSTRING$(LEN(B$),8);:B$=
""
60020 GOTO 60010
```

*Program Listing 1.*

```
60000 B$="":Z=0
60010 Z=NOT Z:PRINTCHR$(15+Z);:FOR X=1 TO 12:A$=INKEY$:IF A$
>"":IF A$=CHR$(13) THEN PRINTCHR$(15);:RETURN ELSE IF A$=CHR$(
31) AND LEN(B$)<255 THEN PRINT A$;:B$=B$+A$ ELSE IF B$>"":IF A$=C
HR$(8) THEN PRINT A$;:B$=LEFT$(B$,LEN(B$)-1) ELSE IF A$=CHR$(
24) THEN PRINTSTRING$(LEN(B$),8);:B$=""
60020 NEXT Z:GOTO 60010
```

*Program Listing 2.*

```
5 CLEAR 500
10 PRINT "NAME:";TAB(12);:Y=32:GOSUB 60000:PRINT:MS=B$
20 PRINT "ADDRESS:";TAB(12);:Y=32:GOSUB 60000:PRINT:MS=B$
30 PRINT "CITY:";TAB(12);:Y=22:GOSUB 60000:CS=B$
40 PRINTTAB(37)"STATE:";:Y=2:GOSUB 60000:SS=B$
50 PRINTTAB(49)"ZIP:";:Y=5
60 GOSUB 60000:IF LEN(B$)<5 THEN PRINTSTRING$(LEN(B$),8);:G
OTO 60
70 PRINT:Z$=B$
100 PRINT:PRINTMS:PRINTMS:PRINTCS", "SS" "Z$:PRINT:GOT
O 10
```

*Program Listing 3.*

ceed maximum length if added to it. The character is then added to B\$ and printed on the screen.

Suppose it fails these tests? You still want to check for a valid backspace or shifted backspace code. But first you must test string variable B\$ to make sure that it has one or more characters in it.

If B\$ does indeed contain one or more characters, the routine tests to see if A\$ is a backspace: (IF A\$ = CHR\$(8)). If so, it prints it on the screen and deletes one character from B\$: (B\$ = LEFT\$(B\$, LEN(B\$)-1).

If A\$ is a shifted backspace: (IF A\$ = CHR\$(24)), then as

many backspace characters are printed as there are characters in B\$, and B\$ is set to the null string. Should the input character fail all tests, it is ignored.

If you prefer a blinking cursor, you can have that and still have only three lines in your subroutine. Listing 2 shows how. Line 60010 is very packed, but you save much space.

Variables X and Z are used in this subroutine, along with A\$ and B\$. X controls the rate of blink. Z will always equal either zero or -1, since NOT 0 = -1 and NOT -1 = 0. This means that CHR\$(15+Z) is always either CHR\$(14), which turns on the cursor, or CHR\$(15), which

turns it off.

### Using the Subroutine

Listing 3 shows one way to use this subroutine. Try typing this along with the subroutine of your choice. Experiment with it awhile, and then try replacing the 255 in line 60010 with variable Y. Note that you cannot enter more characters than the proper amount.

Entries for city, state and zip code are all on the same line of the video display. One type of error handling is shown in line 60; if the zip code entered is less than five characters, the program deletes the errant entry and forces you to reenter. Of

course, you would want a more sophisticated error-checking routine in any serious program, but this demonstration program does show the capabilities of this subroutine.

One thing must be said about this subroutine—it violates all rules of stylish BASIC. If you like nice neat listings, then this subroutine is not for you.

For this I make no apologies, since I don't know of any way to make this routine list neatly without using a lot more memory. Part of its virtue is that it's short, making heavy use of the IF... THEN... ELSE syntax, and any attempt to make it more stylish destroys that virtue. ■

64 CHAR. PER LINE. RECDEFHJIKLMNOPQRSTUWXYZ1234567890abcdefghijklmnopqrstuvwxyz

**BASE II for TRS-80**  
(The Graphic Line Printer)

64, 72, 80, 96, 120, and 132 Characters per line.  
TRACTOR FEED - AUXILIARY CHARACTER FONT - 2X BUFFER

Item	Expansion Interface With	Without
Model 808 PET	\$699.00	\$699.00
Printer/Interface Cable	\$40.00	
Modified 8080 808X Line Printer II Interface Cable		\$99.00
<b>TOTAL</b>	<b>\$739.00</b>	<b>\$799.00</b>
<b>OUR PRICE</b>	<b>\$710.00</b>	<b>\$730.00</b>

NOTE: THIS ENTIRE AD HAS BEEN CREATED ON THE BASE II LINE PRINTER.

**AUS AUDIO/VIDEO SYSTEMS** ✓ 146  
2485 Autumnvale Dr.  
San Jose, CA 95132  
PH: 408-946-1265

80 CHAR. PER LINE. RECDEFHJIKLMNOPQRSTUWXYZ1234567890abcdefghijklmnopqrstuvwxyz

**Test your mind—not your reflexes—with SQUADRON LEADER Games**

Command a Fighter Squadron in any of six of the decisive campaigns of World War II:

- BAF: The Battle of Britain
- Mide and Messerschmidt
- Jagdstar
- Winged Samurai
- Mato Strike
- Chennault's Flying Tigers

Squadron Leader games are not just shoot 'em up arcade games, but detailed historical simulations. Each of these games gives you a choice of dozens of combinations of friendly aircraft (controlled by you) and enemy aircraft (controlled by the computer). Each is carefully researched and simulated for factors of speed, maneuverability, firepower, and rate of climb. Success or failure depends on your ability to learn and exploit the advantages and weaknesses of every aircraft.

Each game includes an audiotape cassette for 16K TRS80 Level II, Apple II (16K or larger), and the new 16K PET, loading instructions, a tactics reference card, and player's manual, in an attractive bookshelf box. Price is \$19.95.

Discovery Games • 936 W. Hwy 36 • St. Paul, MN 55113 ✓ 412

**ABACUS®**  
SOFTWARE ✓ 311

**MAILLIST..... 29.95**  
**TAPECOPY..... 19.80**  
**TEXT EDITOR..... 69.95**  
**INVENTORY..... 29.95**  
**FILE SORTER..... 24.95**  
**PROGRAM EDITOR.... 19.80**  
**LOWER CASE KIT.... 24.95**

**P.O. BOX 77**  
**E. Greenbush, NY 12061**  
**(518) 477-8222**

**BATTLE OF THE** \$14.95  
**!!! ANTS !!!**

Fun packed game for all ages  
simulating two ant colonies at war!

- ACTION SOUNDS AND GRAPHICS • FASCINATING
- THREE GAME VARIATIONS • SIX SPEED LEVELS
- EASY TO PLAY, CHALLENGING TO MASTER
- PLAY AGAINST ANOTHER PERSON OR THE COMPUTER AT FOUR DIFFICULTY LEVELS

TRS 80 L2 16K FOR CASSETTE & INSTRUCTIONS  
SEND CHECK OR MONEY ORDER TO:

**Synergistic Solar Inc** PO BOX 560595  
MIAMI FL 33156

For more information send us a postcard.

**FIGHT INFLATION**  
(USING COLLECTIBLES)

- BULLION—COMPUTES MELT VALUE FOR ALL U.S. COINS (LEVEL II-16K).... \$12.00**
- COINS-CATALOGS COIN COLLECTION- (1 DISK)..... \$20.00**
- STAMPS-CATALOGS STAMP COLLECTION (1 DISK)..... \$20.00**

**STAR S-80**  
✓ 455 P.O. BOX 2163  
E. PEORIA, ILLINOIS 61611

**SOFTWARE FOR TRS-80**

**AUTO-DIALER I & II**—alphabetized, indexed directory up to 200 entries. Cassette: 1000 disk, delay, manual, auto dial, delay, repeat, one-key redial, running display call cost calculator & timer, read & record call file. Many convenience features, advanced graphics. Auto-Dialer I, personal, cassette, 16K LVII—\$19.95. Auto-Dialer II, business, 48K disk, assembled dialer interface, time zone & many enhancements—\$79.95. Assembled 1 dialer interface with ac supply & phone extension cord—\$39.95.

**PHOTOGRAPHER'S PROGRAMS - DARKROOM**—12 darkroom related programs under one menu—exposure change for enlarger, column reference No. (or distance) change, column ref. No. for given print size, color filter & paper batch conversions, B&W paper brand & contrast conversions, temp, weight, liquid, linear measurement conversions, magnification distance formulas, adjustable step microprocessor timer. Cassette, LVII 16K, \$25.95. **LINE PRINTER PHOTO PROGRAMS**—use your printer to make your own individualized sales slips, work orders, print making records. All the hard work has been done. All three on one cassette, 16K LVII, \$7.95.

**LABEL PRINTER**—simple, inexpensive, but versatile label (mailing list) printer. Print 1 to 32,000 of one label (standard 1 x 3 1/2), all labels, one category (uses select code), selected labels, 1 to 5 lines, test prints, indexed directory. For home or office, 16K LVII, cassette, \$9.95.

**ELECTRIC DICTIONARY**—1 to 3 first characters access to hundreds of commonly misspelled words, 16K LVII, cassette, check for availability.

**TIME ZONE**—inexpensive, fascinating, & useful program tells time in any of more than 100 places around the world; tells it yesterday, today or tomorrow (1), ac, counts for 15, 30 minute & 1 hr increments. Included with Auto-Dialer II 16K LVII, cassette, \$7.95.

**HEATING FUEL**—inexpensive program gives amount of heating fuel in cylindrical fuel tank, to 110th gallon. Use this winter to log how much fuel you use in an hour or a day. With graphics, 16K LVII, cassette, \$7.95.

**VIDEO TITLER**—you may not have realized it, but you can use your personal computer & VCR to add titles to any video tape. With instructions & titler program for generating graphics, 16K LVII, cassette, \$7.95.

All programs written in Basic, can be used on disk. All make use of graphics, convenience & error handling features. Detailed documentation, schematics (where required). All prices postpaid, subject to change without notice.

**D-SOFT**

319 Clarendon Ave., Southport, N.C. 28461  
CALL 24 hour phone (919) 457-8157  
DEALER INQUIRIES INVITED

*All you need to read/write on both sides of a minifloppy is a paper punch and guts.*

# Punch Out Your Disks

Richard Taylor  
100 Manhattan Ave. 1809  
Union City, NJ 07087

**F**or the price of a standard paper punch you can double your present disk storage. Just follow the simple steps detailed in this article and you can be reading and writing on both sides of your disks. I have punched-out over 100 disks and only two of them have had defective second sides.

To get started you will need a pencil, a paper punch that catches its own punches, a tracing of a disk and a smooth piece of paper. The tracing of the disk (which we shall call the 'templet') can be made by Xeroxing a disk, cutting apart an unusable disk, or by making a tracing.

Try to use a stiff piece of

paper or glue the copy to a piece of cardboard. Cut out the center hole, the oblong area below it, the write protect notch on the upper right edge and the small hole near the center hole. The smooth piece of paper can be the backing from a peel-away label or something similar. The templet shown in the photographs was made from a Xerox. It happens to have two holes punched. This is just a convenience and is not needed to do the job.

## The Second Hole

The only thing that prevents a Radio Shack disk drive from writing to the second side of your disks is that it needs a second small hole near the center so that it can find the sectors correctly. If you rotate your disk in its sleeve and watch the small hole, you will see an even smaller hole right in the disk. Soft

sector disks have only one of these and the disk drive uses a light to "see" when this tiny hole passes by.

Our job is to punch a second hole in the sleeve so that when the disk is flipped over it will have a hole that allows the drive to see the tiny hole in the disk. The placement of the second hole does not have to be perfect. As long as the tiny hole can be seen through the new holes in the sleeve, everything will run correctly.

**STEP 1:** With the label of the disk in the upper left hand corner, place the templet on the disk so that the small hole is positioned by the lower left side of the center hole. Line up all reference points. Using a pencil, trace the new small hole on the disk. Also trace the notch on the upper left edge (Photo 2).

**STEP 2:** Take the strip of smooth paper and insert it be-

tween the sleeve and the disk (Photo 3).

**STEP 3:** Using your thumb, make room for the punch by lifting the sleeve near the center hole (Photo 4).

**STEP 4:** Insert the punch and line it up with the traced hole. Punch the hole (Photo 5).

**STEP 5:** Insert your finger where the punch was and check to see if the linear has been completely removed. In most cases it will not be. With your finger, push it up through the hole and tear it off (Photo 6).

**STEP 6:** Repeat steps 1 through 5 on the second side of the disk.

**STEP 7:** Punch the new notch near the bottom of the label. (Photo 7).

That's all there is to it. Photo 8 shows you what your new disk should look like. Labels can be placed in the upper left corner with no problems. Any problems

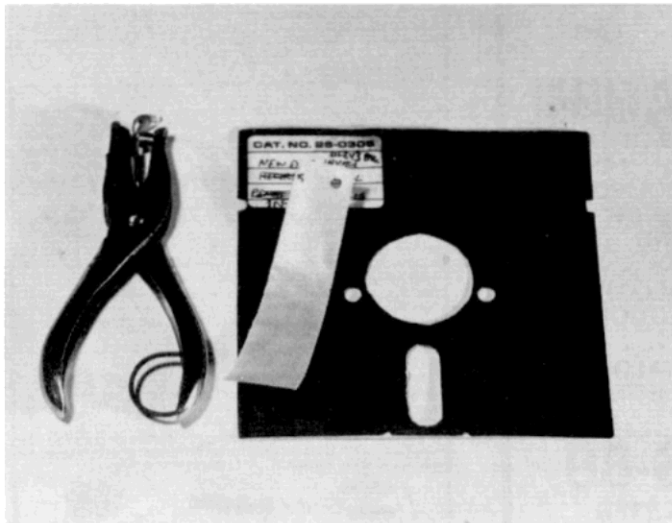


Photo 1.




Photo 2.



# SNAPP, INC.

## Number 1 in software for the Model II

### MODEL II EXTENDED BASIC

A family of enhancements to the Model II BASIC interpreter. Part of the package originated with the best of APPARAT, INC.'s thoughts in implementing NEWDOS BASIC. The system is written entirely in machine language for SUPER FAST execution. The extensions are fully integrated into Model II BASIC, and require NO user memory, and NO user disk space. The package is made up of the following five modules, each of which may be purchased separately:

**XBASIC** - Six single keystroke commands to list the first, last, previous, next, or current program line, or to edit the current line. Ten single character abbreviations for frequently used commands: AUTO, CLS, DELETE, EDIT, KILL, LIST, MERGE, NEW, LLIST, and SYSTEM. \$25

**XREF** - A powerful cross-reference facility with output to display and/or printer. Trace a variable through the code. Determine easily if a variable is in use. \$40

**XDUMP** - Permits the programmer to display and/or print the value of any or all program variables. Identifies the variable type for all variables. Each element of any array is listed separately. \$40

**XRENUM** - An enhanced program line renumbering facility which allows specification of an upper limit of the block of lines to be renumbered, supports relocation of renumbered blocks of code, and supports duplication of blocks of code. \$40

**XFIND** - Permits quick and easy location of specified strings or keywords within the program text. \$30

**SAVE** - on the purchase of the entire package. \$140

### SKRUNCH

A SUPER FAST TRSDOS UTILITY. Compresses your BASIC programs to an absolute minimum. Typically saves 30-40% space, even for programs without REM statements! Also results in 7-10% improvement in execution speed. \$35

### VERBATIM DISKETTES

#4443 (MD525-01) - Suitable for Model I, or Model III, including double density drives.

Quantity (Boxes)	Price Per Box	Quantity (Boxes)	Price Per Box
1	\$27.00	6	\$25.75
2	26.75	7	25.50
3	26.50	8	25.25
4	26.25	9	25.00
5	26.00	10	24.50
		20+	24.00

#4495 (FD34-8000) - This is the preferred diskette for the Model II. Double density certified.

Quantity (Boxes)	Price Per Box	Quantity (Boxes)	Price Per Box
1	\$37.50	6	\$36.25
2	37.25	7	36.00
3	37.00	8	35.75
4	36.75	9	35.50
5	36.50	10	35.00
		20+	34.50

#3718 (FD34-1000) - This single density diskette will work on the Model II, but is NOT RECOMMENDED for critical applications.

Quantity (Boxes)	Price Per Box	Quantity (Boxes)	Price Per Box
1	\$29.00	6	\$27.75
2	28.75	7	27.50
3	28.50	8	27.25
4	28.25	9	27.00
5	28.00	10	26.50
		20+	26.00

We can supply any VERBATIM items at similar savings. Call or write with your requirements.

\$5 shipping charge on MEDIA orders, regardless of size of order. This charge waived IF software is purchased on the same order.

### FRIEND

#### FOUR NEW TRSDOS COMMANDS!

**SHOW** - A much better multi-disk directory display. Let's you see only those files you want, and includes date of last update.

**MOVE** - A much better file copying command. Copy/Move whole groups of files, renaming them at the same time, if desired, with just 1 command!

**ERASE** - Better than KILL, better than PURGE.

**PRINT** - Print BASIC programs from disk, whether saved in ASCII or compressed.

All 4 DOS commands allow fast processing of one, or complete groups of files, based on generic naming and wild card specifications. Enhanced functions too numerous to fully describe here.

#### EXAMPLES:

**SHOW PAY\*/BAS.\***

Directory display of all 'BAS' files on all diskettes which begin with 'PAY.'

**MOVE PAY\*/BAS:1 TO =/OLD:3**

Save current versions of payroll programs to drive 3, changing extension to 'OLD.'

**MOVE OLD/\* TO NEW=/:1**

Copy all files on drive 0 which begin with 'OLD,' regardless of extension, to drive 1, changing the first 3 letters of the filename to 'NEW,' but retaining the same file extension.

Save time!

Reduce frustration!

Eliminate ERROR 33! \$75

### SPOOLER - Model I and Model II

Our workhorse! This package, available for Model I, in the TRSDOS/NEWDOS or NEWDOS 80 versions, or for the Model II, greatly enhances system performance when running typical business applications. Many applications have been benchmarked to run nearly TWICE AS FAST with the SPOOLER installed. Installs in minutes, and no changes are required to your programs. Preferred Model II versions require NO user memory. Optional features for the Model II version only: Serial printer support, and DISK SPOOLING support. The DISK SPOOLING support is particularly recommended for word processing applications. \$100

SERIAL PRINTER OPTION \$50

DISK SPOOLING OPTION \$50

### ITOOI

A helping hand when converting BASIC programs from the Model I to the Model II. Automatically adjusts PRINT @, and PRINT USING to compensate for differences in the language. Advises you where adjustments are necessary for PEEK, POKE, etc. \$25

### BUGZAP

A powerful utility oriented toward the machine language programmer. Display/Modify/Print/Memory/Disk sectors. Use this to help you learn more about the internals of the Model II. \$50

## CALL TOLL FREE NOW

1 - 800 - 543-4628

Ohio residents call collect

(513) 891-4496

Snapp, Inc. 232

8160 Corporate Park Dr.  
Cincinnati, Ohio 45242

Most products will soon be available for the Model I. CALL FOR DETAILS!



### HOSTII / TERMII

Allows 'remote control' of a Model II from another Model II, or any ASCII terminal. If terminal is a Model II, accurate screen positioning (PRINT @) is fully supported! Requires NO user memory! This system is designed to provide software support to our customer locations without ever leaving the office. \$50

### MASTER / SLAVE

This software package was designed to support the transferring of files from one Model II to another, via direct connection or modem/phone line connection. ALL kinds of files, and baud rates up to 9600 are fully supported. Transfer files in either direction, even with the SLAVE Model II UNATTENDED! \$150

### ECHO

Causes all information going to the video display to also be routed to the printer. Instant hard copy. Can be turned on and off at will from within your program. Requires NO user memory. \$35

### ROUTE

Causes LPRINT data to be sent to the video screen! A great help in writing and debugging programs when no printer is available, you have a slow printer, or you are just in a hurry. Can be turned on and off from within your BASIC program. Requires NO user memory. \$25

### SCREEN

Supports the copying of the full video screen to the printer. Can be invoked by the operator with a keystroke, or from your program with a USR call. Requires NO user memory \$25

### SAVE

Retrieve the resident BASIC program following an accidental re-boot, an accidental SYSTEM, or a system crash. DON'T BE WITHOUT THIS ONE, YOU NEVER KNOW WHEN YOU WILL NEED IT! \$35

### SBASIC - Model I and Model II

Program in a high-level, full structured BASIC! The BEST of the BASIC pre-processors. PERFORM named subroutines. CONDITIONAL case structures. WHILE loops. UNTIL loops. And much more. Forget about line numbers. Model II version is compiled, and SUPER FAST. From Ultimate Computer Systems.

Model I \$50  
Model II \$75

### DOSFIX

A collection of patches to TRSDOS and BASIC to enhance their usability and function. Includes our well-known BREAK7E patches to keep the break key from being used accidentally. FREE WITH ANY MODEL II SOFTWARE PURCHASE.

### TERMS OF SALE:

Credit card customers, add 3%. C.O.D. customers add \$4. Ohio residents add 4% sales tax. Shipments normally made the same day we receive your order.

### OUR GUARANTEE:

If your diskette arrives damaged, we will replace it without charge. If you ever accidentally damage it, we will replace it for a \$10 handling charge. For a period of one year, we will provide you with any enhancements or updates for a \$10 handling charge. For a period of one year, if errors are discovered in the programs, they will be corrected without charge. In the event we cannot correct an error, you may return the program material for a refund.

### THE FINE PRINT

TRS-80 is a trademark of the Radio Shack division of Tandy Corporation. NEWDOS and NEWDOS/80 are trademarks of Apparat, Inc.

with the new side will show up immediately just as they would with a new disk. There is no need to treat this new style any differ-

ently. All of my disks are double-sided and while I was unsure at first, I now have no fear of using the second side for the most im-

portant programs and data. In the early days there were problems involving bulk erasing. Now we have 2.2, 2.3, 3.0 and

NEWDOS. All of these operating systems will backup over a disk that contains data without requiring bulk erasing. ■




Photo 3.



Photo 6.




Photo 4.




Photo 7.

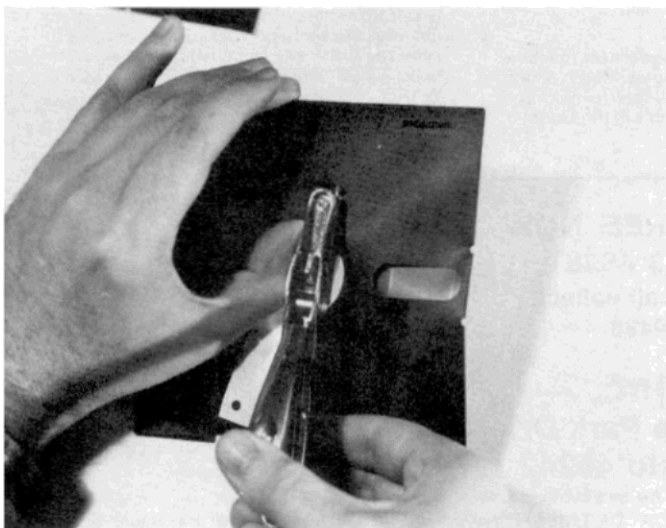


Photo 5.




Photo 8.

# I'M A BELIEVER !!

"I Love it !! . . . It's really a incredible O/S. It' just great!  
Now I see why people who have seen it say they are now  
believers. I know I am."

LANCE MICKLUS

- 1) Large (8") drive support.
- 2) Double Sided drive support.
- 3) Double Density drive support.
- 4) 80 Track drive support.

\*NOTE all above drives may be mixed on any one system and can be configured at Sysgen time or during any Backup!

5) Winchester technology fixed drive support.

6) Supports any combination of the above drives up to a max. of 8 drives.

7) Supports double-speed processor clock modifications. (Archbold for example)

8) FASTER! — Improved overlay structure using ISAM accessing techniques improves loading times by up to 1400%.

9) General purpose output spoolers of a true, symbiont design provide simultaneous output and program execution without any user intervention.

10) Keyboard Type-Ahead feature permits you to enter keystrokes before your programs need them.

11) User definable keys, all 26 letters.

12) Built in Graphic string packer lets you enter graphic symbols into a BASIC program from the keyboard through the use of the (Clear) key. The (Clear) key is simply held down (just like the (Shift) keys) during other keystrokes and viola...graphics!

13) Dated files. — All files are accompanied by the date of their last modification (creation or write).

14) Marked files. — All files are accompanied by a 'mark' if they have been modified since they were last backed up. This permits the BACKUP utility to copy only those files which have actually been updated since a previous backup.

15) File transfer by class. Allows transferring of all files of a similar directory classification such as /CMD, /BAS, /PCL, etc.

## VTOS 4.0

### VTOS 4.0

Operating System  
Diskette with  
Operator's Guide

\$99.95

### VTOS 4.0

Master  
Reference Manual

\$29.95

### VTOS 4.0

Combination -  
4.0 disk,  
Operator's Guide,  
and Master  
Reference Manual

\$125.00

16) Built-in SYSTEM command contains lower case display driver, screen print, break key disable, blinking cursor, disk drive stepping rate and motor-on delay modifications, and more.

17) User may SYSGEN a custom VTOS system configuration containing special I/O drivers, device LINKING and ROUTING, SPOOLING and DEBUG tasks, etc. which will be automatically loaded during the BOOT process without requiring a more lengthy AUTO and CHAIN procedure.

18) Non-BREAKable AUTO and CHAIN commands.

19) Wild-card DIRectory. Permits you to locate all files of a certain classification such as '/BAS'. Uniformly indicates file size in K (1024 bytes) regardless of drive type. "DIR D" would give you all your files that start with "D".

20) Dynamic file name defaults in APPEND, COPY, and RENAME commands allow you to specify only minimal information about file names.

21) COPY and APPEND commands execute up to 300% faster.

22) ALLOCate command for pre-allocation and non-releasability of file space. File space will never shrink if this option used.

23) MEMORY command for directly setting upper memory limit.

24) Variable Length file support is incorporated which automatically blocks short user data records both within a sector and across sector boundaries thereby taking maximum advantage of disk file space.

25) No security disk needed to make backups or to run the system!

26) Though many O/S bear his design and code VTOS 4.0 is the only Fully Approved Operating System by Randy Cook! And it is FANTASTIC!

27) Endorsed by Scott Adams and Lance Micklus!

VTOS and VTOS 4.0 are registered trademarks of VIRTUAL TECHNOLOGY, INC. - Dallas, Texas 75234

**Available from the following distributors or  
your local computer store. DEALER INQUIRIES INVITED.**

5% Discount Just For Mentioning This Ad. (Valid month of this publication ONLY)



**QUALITY  
SOFTWARE  
DISTRIBUTORS**

11234 Park Central Pl Suite C  
Dallas Texas 75230  
(214) 692-1055  
Micronet - 70130,203  
SOURCE - TCC293



**ADVENTURE INTERNATIONAL**  
Box 3435, Longwood, Fla. 32750  
(305) 862-6917 - Voice  
after 8:00 - same number  
as FORUM 80. (SOURCE - TCC957)



**SMALL BUSINESS  
SYSTEMS  
GROUP**

6 Carlisle Rd.  
Westford, Mass 01886  
(617) 692-3800 - Voice  
(617) 692-3973 - FORUM 80  
Micronet - 70310,236



*All relationships have their ups and downs, this one is no exception.*

---

# Interfacing the NEC Spinwriter

James D. Kunzman  
2221B Pennsylvania Avenue  
Homestead AFB, FL 33039

**H**ave you ever purchased a major peripheral for your TRS-80 microcomputer only to find that no interface information was provided?

This happened to me when I purchased my NEC Spinwriter.

After a fruitless call to the distributor, I was referred to an NEC Field Engineer who provided wiring instructions for running at 300 baud. He also suggested that I buy a \$3.00 Product Description Manual explaining the wiring requirements. This manual clearly states the interface requirements for the RS-232-C port. If I had received it with the printer, I could have saved hours of grief.

While trying to connect this printer, I have discovered a simple technique to operate it at 1200 baud.

## Hardware Problems

Using the NEC field engineer's instructions and the soft-

ware driver published in Radio Shack's RS-232-C manual, the printer soon came to life—at least for a while.

I wired the Spinwriter according to the diagram in Fig. 1, minus the connection from pin 6

solve the problem.

After a week, however, it failed again, so I returned it to Radio Shack. Finally, after failing a *third* time, I took the board to the repair center myself to confront the repairman. We de-

---

*"After failing a third time I took the board . . . to confront the repairman."*

---

to pin 19, which is not required at 300 baud.

Suddenly the printer started printing garbage and made sporadic carriage movements. Eventually, it stopped printing completely.

Convinced that the printer was not at fault, I sent the expansion interface and RS-232-C to the Radio Shack repair center. The repair center merely reseated the RS-232-C board in the interface. This appeared to

terminate that the RS-232-C board was warping from heat, which caused it to fail.

Since my board was slightly warped, the repair center cheerfully replaced the defective RS-232-C board with a new one. The baud rate generator runs rather warmly, so to keep this replacement board from warping I drilled 3/8-inch holes in the RS-232-C compartment door for ventilation. To further reduce heat problems I also removed

the power packs from the expansion interface, cut off their cases and mounted them with appropriate fuses and switches in a small aluminum minibox.

Everything worked fine until the repair warranty period expired, then the same problems started again.

I was about to break the inviolate Radio Shack seal, when I noticed that the expansion interface printed circuit (PC) board was badly warped. This was pulling the center of the RS-232-C connector down and causing the board to lose contact. *Voila!*

I tried a little "brogan maintenance." I pried the RS-232-C edge card connector with a screwdriver to get it seated against the board. This seemed to do the trick, and although the problem recurs every month or two, it reseats easily.

## Software Problems

Hardware problems were not my only obstacles in getting the Spinwriter to run. I also had numerous software problems, especially when I tried to step up beyond 300 baud.

I was about to write a software driver patch for both the

# At Last! Orchestra-80

## A TRS-80™ MUSIC SYNTHESIS SYSTEM

WRITTEN BY JON BOKELMAN

### Turns Any 16K Level II TRS-80 Into A High Quality Musical Instrument

#### **The Software**

A five part machine language program consisting of:

**1 Digital synthesizer**—produces up to four simultaneous voices in a six-octave range. For example, you could have a trumpet, oboe, clarinet, and organ playing in four-part harmony or alter any of the voices to imitate other instruments.

**2 Music language compiler**—a simple and easy to use language allows you to enter your favorite written music in any key or time signature. Plays all note values from whole notes to sixty-fourth notes which may be single, double, or triple-dotted and/or played as triplets. Supports single and double accidentals, staccato, pizzicato, two forms of articulation, repeats, second endings (with or without retard), and modulation.

**3 Full screen editor**—a full function text editor with blinking cursor is provided for easy entering and modifying of music programs. Functions include insert/delete characters, insert/delete line and global character string search, and automatic error detection/display.

**4 File manager**—provides the orderly storing and retrieval of named program files on tape or disk. You can even sequence several songs for automatic loading and playing.

**5 Initialization**—this set-up routine allows you to alter the voices, select the standard four-voice synthesizer or a special high resolution, three-voice version and choose the standard (1.77 MHz) or the enhanced (2.66 MHz) clock rate.

#### **The Hardware**

A single 1½" by 2" PC board plugs into the expansion connector on the TRS-80 keyboard or the screen printer connector on the expansion interface. This board contains the electronics required to convert the computer output into a high fidelity audio signal. Just plug in the board and connect to the aux/tape/tuner input of any audio amplifier. No external power supply is required.

#### **Includes:**

- Tape and disk versions on cassette
- Completely assembled and tested PC board
- Detailed and complete instruction manual
- Sample music programs

## Orchestra-80

### \$79.95

PLUS \$2.00 POSTAGE AND HANDLING  
CALIFORNIA RESIDENTS ADD 6% SALES TAX

SEND CHECK OR MONEY ORDER TO:

## Software Affair

473 SAPENA COURT SUITE 1 SANTA CLARA, CALIFORNIA 95051

### SPECIAL DEMO LINE! HEAR ORCHESTRA-80 ON (408)727-8194

™TRS-80 IS A TRADEMARK OF TANDY CORPORATION

Electric Pencil and the KVP software driver I had purchased, when I decided to take a look at the Radio Shack RS-232-C driver software.

When I read the description of the driver routine in Radio Shack's manual, it mentioned that the software tests the DATA SET READY (DSR) for a low and loops each time if not. This is definitely not true, as you can see if you examine the listing of the driver on pages 27-28. The driver does test the UART status. It must in order to avoid losing characters.

While trying to find a way to patch all three of my printer driver routines—KVP, Electric Pencil and Radio Shack's—I realized that I could test both the

UART and the printer status line at the same time. In other words, if either line is active, then the driver routine does not transmit.

After disassembling the driver routines for all three software drivers, I found that each routine tests the UART status in exactly the same way.

#### Success at 1200 Baud

At this point, I abandoned my attempts to patch each piece of software and started to concentrate on modifying my RS-232-C board to tie a printer status line with the UART status line. The modifications I made are shown in Figs. 1 and 2.

I connected the printer status line (Spinwriter pin 19) to the DSR line (pin 6) from the RS-232-C board. The printer status line is inverted and changed from RS-232-C levels to TTL levels by U3. The Spinwriter printer Reverse Channel line (line 19) was used as the printer status line. This line can be set to go either high or low when any of the following occur:

1. Buffer 7/8 Full
2. Paper Out

3. Ribbon End
4. Check Condition
5. Cover Open
6. Parity/Framing Error

With the Reverse Channel line set to go high when any of the above occur, pin 11 of U3 can be tied directly to the UART status line (pin 22 of U6 or pin 4 of U5). Although a piece of wire can be used for this connection, I used a small switching diode, a 1N914, which cost all of 11 cents. The anode should be connected to U3 pin 11. I used a small piece of wire wrap to connect the cathode to U5 pin 4.

With this simple modification, the printer driver routines

test data line 6 for a logic 1, and if either the UART is busy or the printer status line is high, the printer driver stays in a loop. Essentially, both lines are ORed together.

I now run my NEC Spinwriter at 1200 baud. The print speed is more than double the 300 baud speed, because the internal logic of the NEC can process multiple spaces extremely fast. When multiple spaces are encountered, the print head moves directly to the next printable character, as soon as it is received from the serial line. Overall throughput is dramatically increased. ■

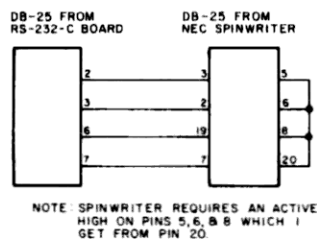


Figure 1.

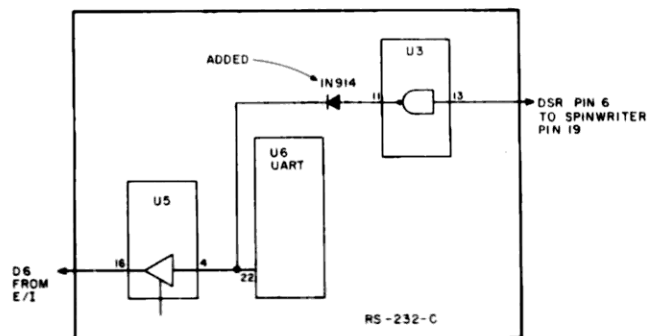


Figure 2.

## BRIZZERK

**PACKAGE #1 \$9.95**  
**BOXING**

IT'S YOU AGAINST BRUISER IN THE FIGHT OF THE CENTURY! YOU CONTROL ONE BOXER ON THE SCREEN AND YOUR TRS-80\* CONTROLS BRUISER. BUT WATCH OUT! BRUISER GETS BETTER AS THE FIGHT PROGRESSES AND YOU MAY GET KNOCKED OUT! WITH SOUND EFFECTS.

### RUSSIAN ROULETTE

AN ANIMATED CARTOON PROGRAM WITH INCREDIBLE GRAPHICS. YOU'LL LOVE IT!

**PLUS — A BONUS PROGRAM**

**PACKAGE #3 \$18.95**  
**(BOTH PACKAGES #1 AND #2)**

USE THE HANDY COUPON OR CALL (24 HOURS)  
**(415) 538-3784**

**BRIZZERK** ✓ 427  
**P. O. Box 373**  
**SAN LORENZO, CA 94580**

\*TM OF TANDY CORP.



## PRESENTS

**PACKAGE #2 \$9.95**  
**THE BATHROOM KEY**

A TOUGH BATTLE OF QUICK THINKING! YOU AND YOUR OPPONENT TEST YOUR KNOWLEDGE AND INTELLIGENCE IN THIS GAME OF DUELING QUESTIONS. THE GOAL? TO GET THE COVETED BATHROOM KEY. WHY? YOU'LL FIND OUT! TRICKS, TRIVIA, GENERAL KNOWLEDGE, T.V. — JUST ABOUT EVERY SUBJECT IMAGINABLE!

AN INTERACTIVE QUIZ PROGRAM FOR TWO PERSONS.

16K LEVEL II OR 32K DISK REQUIRED

**BRIZZERK** P.O. Box 373, SAN LORENZO, CA 94580

**QUICK! SEND ME THE FOLLOWING**

- ☐ PKG. #1 AT \$9.95 (\$10.60 FOR CA RES.)
- ☐ PKG. #2 AT \$9.95 (\$10.60 FOR CA RES.)
- ☐ PKG. #3 AT \$18.95 (\$20.18 FOR CA RES.)
- ☐ ENCLOSED IS MY CHECK OR MONEY ORDER.
- ☐ CHARGE MY ☐ VISA ☐ MASTERCARD

NAME \_\_\_\_\_

ADDRESS \_\_\_\_\_

CITY \_\_\_\_\_ STATE \_\_\_\_\_ ZIP \_\_\_\_\_

Card Number \_\_\_\_\_

PLEASE INCLUDE CREDIT CARD EXPIRATION DATE.



## FROM THE LEADER IN UTILITY SOFTWARE FOR THE TRS\* COMPUTERS

### ★ ★ NEW ★ ★ HARD/SOFT DISK SYSTEM (MOD II) \$400

*The Hard Disk Software Implementation You Have Been Waiting For!!* MOD II TRSDOS compatible — using Cameo controller interface to popular large hard disk fixed/removable combinations (Ampex, CDC, Diablo, Pertec, Wanco, etc.). Compatible with your existing programs — change only 'filename'. All disk BASIC statements identical. Improved dynamic file allocation. A single file can be as large as one disk — 20 megabytes or larger. Alternate mode allows 24-million byte record range. Directory expandable to handle thousands of files! Includes special XCOPY, DCS, and SZAP utilities for use with hard or soft disks. Parameterized FORMAT utility includes options for specifying the number of sectors/track, platters/disk, sectors/granule, sectors/directory, etc.

### ★ ★ NEW ★ ★ BASIC LINK FACILITY 'BLINK' (Mod I Min 32K 1-disk) \$25 Mod I, \$50 Mod II

Link from one BASIC program to another saving all variables! The new program can be smaller or larger than the original program in memory. The chained program may either replace the original program, or can be merged by statement number. The statement number where the chained program execution is to begin may be specified!

### INFINITE BASIC \$49.95 (Mod I Tape or Disk)

Extends Level II BASIC with complete MATRIX functions and 50 more string functions. Includes RACET machine language sorts! Sort 1000 elements in 9 seconds!! Select only functions you want to optimize memory usage.

### INFINITE BUSINESS \$29.95 (Requires Infinite BASIC)

Complete printer pagination controls — auto headers, footers, page numbers. Packed decimal arithmetic — 127 digit accuracy +, -, \*, /. Binary search of sorted and unsorted arrays. Hash codes.

### COMPROC \$19.95 (Mod I — Disk only)

Command Processor. Auto your disk to perform any sequence of instructions that you can give from the keyboard. DIR, FREE, pause, wait for user input, BASIC, No. of FILES and MEM SIZE, RUN program, respond to input statements, BREAK, return to DOS, etc. Includes lowercase driver software, debounce and screenprint!

### GSF \$24.95 Mod I, \$50.00 Mod II (Mod I Tape or Disk — Specify Memory Size)

Generalized Subroutine Facilities. The STANDARD against which all other sorts are compared! Machine language — fast and powerful! Multi-key multi-variable and multi-key character string. Zero and move arrays. Mod II includes USR PEEKS and POKES. Includes sample programs.

### DSM \$75.00 Mod I, \$150.00 Mod II. (Mod I Min 32K 2-drive system. Mod II 64K 1-drive)

Disk Sort/Merge for RANDOM files. All machine language stand-alone package for sorting speed. Establish sort specification in simple BASIC command File. Execute from DOS. Only operator action to sort is to change diskettes when requested! Handles multiple diskette files! Super fast sort times — improved disk I/O times make this the fastest Disk Sort/Merge available on Mod I or Mod II.

### UTILITY PACKAGE \$150.00 (Mod II 64K)

Important enhancements to the Mod II. The file recovery capabilities alone will pay for the package in even one application! Fully documented in 124 page manual! XHIT, XGAT, XCOPY and SUPERZAP are used to reconstruct or recover data from bad diskettes! XCOPY provides multi-file copies, 'wild-card' mask select, absolute sector mode and other features. SUPERZAP allows examine/change any sector on diskette including track-0, and absolute disk backup/copy with I/O recovery. DCS builds consolidated directories from multiple diskettes into a single display or listing sorted by disk name or file name plus more. Change Disk ID with DISKID. XCREATE preallocates files and sets 'LOF' to end to speed disk accesses. DEBUGII adds single step, trace, subroutine calling, program looping, dynamic disassembly and more!!

### BASIC CROSS REFERENCE UTILITY \$50.00 (Mod II 64K)

SEEK and FIND functions for Variables, Line Numbers, Strings, Keywords. 'All' options available for line numbers and variables. Load from BASIC — Call with 'CTRL'R. Output to screen or printer!

### DEVELOPMENT PACKAGE \$125.00 (Mod II 64K)

Includes RACET machine language SUPERZAP, Apparatus Disassembler, and Model II interface to the Microsoft 'Editor Assembler Plus' software package including uploading services and patches for Disk I/O. Purchase price includes complete copy of Editor Assembler+ and documentation for Mod I. Assemble directly into memory, MACRO facility, save all or portions of source to disk, dynamic debug facility (ZBUG), extended editor commands.

Circle reader request for free 24-page catalog

CHECK, VISA, M/C, C.O.D., PURCHASE ORDER  
Telephone Orders Accepted (714) 637-5016

\*TRS-80 is a registered trademark of  
Tandy Corporation

41  RACET COMPUTES  
702 Palmdale, Orange CA 92665  
DEALER INQUIRIES INVITED

## A pioneering simulation of the trek to Fort Stinkendosert.

# Westward Ho!

Raymond J. Herold  
8363 Shady Grove Circle  
Manassas, VA 22110

**W**estward, Ho! simulates the westward trek by the earliest, and possibly the bravest, of the pioneers. The program does not reflect any particular journey or trail, but rather a composite of all the varied dangers and situations the pioneers faced.

To give the program a competitive flavor, up to four pioneers can play at one time. They engage in a race to see who can reach their destination first, assuming anyone survives! A single player attempts to make the journey in the fewest number of days. The journey is not easy, and many decisions you make early on affect your success.

When the game begins, you are asked to enter the number of players and the name of each.

### Choosing your Supplies

Each player picks the supplies he wants to take on the journey. You face the same dilemma as the pioneers: What do you take into the unknown? You want to be prepared for any situation, yet each additional item adds weight to the wagon. The

more weight the horses must pull, the less distance you go each day.

The longer you are in the wilderness, the greater the odds of meeting a tragic end. Since you only have the opportunity to select supplies once, choose carefully! Keep in mind that the total weight you carry decreases as you consume food and water. Each player starts with a team of four horses.

At the beginning of each player's turn, a map is drawn detailing the area he must cover to reach his destination. Different graphics characters are used to symbolize deserts, forests and mountains. The remaining areas are prairies. Your starting point (in the East) and destination (in the West) are shown, along with an indicator showing your current location.

When the map is drawn, approximately 6-7 seconds elapse before locations are printed. The computer uses this time to figure out where you are, so be patient.

Use the map as an aid in selecting the route you wish to follow. There are advantages and disadvantages to any direction you may choose. You use more water in the desert, but it is a more direct route. If you go through the forests, food and water aren't as critical, but you must cover more ground. When you reach the mountains, you must find a pass in order to trav-

el across them. If you are lucky, you may stumble across a water hole or stream, or even a lone settler who may help, but don't count on it! And, of course, there is danger everywhere.

After you have examined your map, you get a status report. This tells you where you are, how far you have traveled, how much water and food you have and your condition and that of the horses. Your condition and the condition of the horses falls into two categories.

First of all, if you or the horses are hungry, thirsty, wounded or sick, this will obviously affect how far you can travel. Secondly, if you are seriously sick or wounded, say, mauled by a bear, you certainly wouldn't be able to travel at all. In this instance you may lose several days of travel while you recuperate.

### Scouting the Area

You have the option of scouting the area and finding out what is to the north, south, east

PP	Location <<print position
SS(s)	Name of each type of supply
G(s)	Initially, weight of each type of supply;
	Resumed as switches for condition of players
S(s,s)	Weight of each type of supply carried by each player
T(s)	Total weight carried by each player
M(s)	Contains codes for locations; dynamically generated for each players turn
X(s)	X coordinate for each player: value 1 to 40
Y(s)	Y coordinate for each player: value 1 to 24
N	Player number subscript
E,WY,EH,WH	Percent allocation for food and water
WT	Factor for overall food and water allocated
NF(s),NW(s),HW(s)	Keep track of number of days without food, water
SF(s)	Factor for players' overall condition
HH(s)	Factor for horses' overall condition
ML,MP,PL,FL,DL	Special location settings: mountains, Prairie, forest, desert
D(s)	Number of days of travel time lost
C	Miles traveled each day
M(s)	Total miles traveled by each player
NH(s)	Number of horses for each player
D\$	Direction traveled
L(s)	Names of locations
M\$(s)	Messages to player
C\$	Condition names (sick, hungry, etc.)

In addition to the above, the following transient variables are used:  
YY,WX,XW,YW,U,V,W,Z,I,TC,B,S0-S9,SW\$,SS\$,SN\$,SE\$,TW\$,TS\$,TN\$,TES

Table 1. Program variables.

# SOFTWARE → TRS-80 ← SOFTWARE




**PACKAGE ONE INCLUDES: GRAPHIC-TREK "2000"** — This full graphics, real time game is full of fast, exciting action! Exploding photon torpedoes and phasers fill the screen! You must actually navigate the enterprise to dock with the giant space stations as well as to avoid klingon torpedoes! Has shields, galactic memory readout, damage reports, long range sensors, etc! Has 3 levels for beginning, average, or expert players! • **INVASION WORD** — Time: 3099, Place: Earth's Solar System Mission: As general of Earth's forces, your job is to stop the Worg Invasion and destroy their outposts on Mars, Venus, Saturn, Neptune, etc! Earth's Forces: Androids — Space Fighters — Laser Cannon — Neutrino Blasters! Worg Forces: Robots — Saucers — Disintegrators! Photon Destroyers! Multi level game lets you advance to a more complicated game as you get better! • **STAR WARS** — Maneuver your space fighter deep into the nucleus of the Death Star! Drop your bomb, then escape via the only exit. This graphics game is really fun! May the Force be with you! • **SPACE TARGET** — Shoot at enemy ships with your missiles. If they eject in a parachute, capture them or if you're cruel, destroy them! Full graphics, real time game! • **SAUCERS** — This fast action graphics game has a time limit! Can you be the commander to win the distinguished cross! Requires split second timing to win! Watch out!

ONLY 14.95




**PACKAGE TWO INCLUDES: CHECKERS 2.1** — Finally! A checkers program that will challenge everyone! Expert as well as amateur! Uses 3-ply tree search to find best possible move. Picks randomly between equal moves to assure you of never having identical games. • **POKER FACE** — The computer uses psychology as well as logic to try and beat you at poker. Cards are displayed using TRS-80's full graphics. Computer raises, calls, and sometimes even folds! Great practice for your Saturday night poker match! (Plays 5 card draw). • **PSYCHIC** — Tell the computer a little about yourself and he'll predict things about you, you won't believe! A real mind bender! Great amusement for parties. • **TANGLE MANIA** — Try and force your opponent into an immobile position. But watch out, they're doing the same to you! This graphics game is for 2 people and has been used to end stupid arguments. (And occasionally starts them!) • **WORD SCRAMBLE** — This game is for two or more people. One person inputs a word to the computer while the others look away. The computer scrambles the word, then keeps track of wrong guesses.

ONLY 14.95




**PACKAGE THREE INCLUDES: POETRY** — This program lets you choose the subject as well as the mood of the poem you want. You give TRS-80 certain nouns or names, then the mood, and it does the rest! It has a 1000-word + vocabulary of nouns, verbs, adjectives and adverbs! • **ELECTRIC ARTIST** — Manual: draw, erase, move as well as, Auto: draw, erase and move. Uses graphics bits not bytes. Saves drawing on tape or disk! • **GALACTIC BATTLE** — The Swineus enemy have long range phasers but cannot travel at warp speed! You can, but only have short range phasers! Can you blitzkrieg the enemy without getting destroyed! Full graphics — real time! • **WORD MANIA** — Can you guess the computer's words using your human intuitive and logical abilities? You'll need to, to beat the computer! • **AIR COMMAND** — Battle the Kamikaze pilots. Requires split second timing. This is a FAST action arcade game.

ONLY 14.95



**PACKAGE FOUR INCLUDES: LIFE** — This 2-80 machine language program uses full graphics! Over 100 generations per minute make it truly animated! You make your starting pattern, the computer does the rest! Program can be stopped and changes made! Watch it grow! • **SPACE LANDER** — This full graphics simulator lets you pick what planet, asteroid or moon you wish to land on! Has 3 skill levels that make it fun for everyone. • **GREED II** — Multi-level game is fun and challenging! Beat the computer at this dice game using your knowledge of odds and luck! Computer keeps track of his winnings and yours. Quick fast action. This game is not easy! • **THE PHAROAH** — Rule the ancient city of Alexandria! Buy or sell land. Keep your people from revolting! Stop the rampaging rats. Requires a true political personality to become good! • **ROBOT HUNTER** — A group of renegade robots have escaped and are spotted in an old ghost town on Mars! Your job as "Robot Hunter" is to destroy the pirate machines before they kill any more settlers! Exciting! Challenging! Full graphics!

ONLY 14.95



**PACKAGE FIVE INCLUDES: SUPER HORSE RACE** — Make your bets just like at the real racetrack! 8 horses race in this spectacular graphic display! Up to 9 people can play! Uses real odds but has that element of chance you see in real life! Keeps track of everyone's winnings and losses. This is one of the few computer simulations that can actually get a room of people cheering! • **MAZE MOUSE** — The mouse with a mind! The computer generates random mazes of whatever size you specify, then searches for a way out! The second time, he'll always go fastest route! A true display of artificial intelligence! Full graphics, mazes & mouse! • **AMOEBA KILLER** — You command a one man submarine that has been shrunk to the size of bacteria in this exciting graphic adventure! Injected into the president's bloodstream, your mission is to destroy the deadly amoeba infection ravaging his body! • **LOGIC** — This popular game is based on Mastermind but utilizes tactics that make it more exciting and challenging — has 2 levels of play to make it fun for everyone. • **SUBMARINER** — Shoot torpedoes at the enemy ships to get points. Fast action graphics, arcade type game is exciting and fun for everybody!

ONLY 14.95

## HARDWARE → TRS-80 ← HARDWARE

### MICRO SPEED

Upgrade your "slow" TRS-80 to a SUPER FAST MACHINE!! (2.66 MHZ) over 50% FASTER! Some of the features:

Auto turn-off during cassette or disk access. (This means NO lost programs EVER!) (Turns back on automatically too!) MANUAL control. (Unit may be turned on or off at any time. Yes even during program execution!) Keyboard indicator light "blinks" when micro-speed is on. Stops blinking when off! Don't wait for SARGON II or any other program!! Comes with easy to follow instructions. (Some soldering required.) OR take to your local computer store or TV-Appliance Center for quick installation. (5-10 minutes!!) Works with any model, TRS-80.

ONLY 29.95 complete

### MICRO BEEP

Simple hook up: Just plug cassette remote jack into unit.


EASILY CONTROLLED FROM BASIC:

OUT 255,4 = on  
OUT 255,0 = off

MICRO-BEEP make games more fun as well as provide useful sound output for professional applications!

Works with Any Model I TRS-80

ONLY 15.95 complete



**PACKAGE SEVEN INCLUDES: BACKGAMMON 5.0** — 2 different skill levels make this game a challenge to average or advanced players. FAST (15 second avg) Looks for best possible move to beat you! FANTASTIC GRAPHICS. Plays doubles and uses international rules. • **SPEED READING** — Increases your reading speed. Also checks for comprehension of material. Great for teenagers and adults to improve reading skills. • PT 109 — Drop depth charges on moving subs. Lower depths get higher points in this fast action graphics game. • **YAHTZEE** — Play Yahtzee with the computer. This popular game is even more fun and challenging against a TRS-80! • **WALL STREET** — Can you turn your \$50,000 into a million dollars? That's the object of this great game! Simulates an actual stock market!

ONLY 14.95

**PACKAGE SIX INCLUDES: 20 HOME FINANCIAL PROGRAMS** — Figures amortization, annuities, depreciation rates, interest tables, earned interest on savings and much, much more. These programs will get used again and again. A must for the conscientious, inflation minded person.

ONLY 14.95

# SIMUTEK

~19

Exceptional Products through Research & Imagination

Send Check, Money Order or Bank Card No. orders to:

SIMUTEK  
P.O. Box 13687  
Tucson, AZ 85732

FREE Postage and Handling

Master  
Charge

Call Toll Free  
(800) 528-1149  
(C.O.D. \$3 extra)

Visa

Same Day Shipment on Bank Cards,  
Money Orders & C.O.D.

All Tape Programs Require a Minimum of 16K Level 2  
Packages Available on Diskette (32K System) \$4.25 Extra  
3 or More Packages Get 10% Discount

Dealer Inquiries Invited

TRS-80 IS A REGISTERED TRADEMARK OF TANDY CORP.



and west. If you are lucky, you may even spot a stream or a house. You must find a pass to get through those mountains.

At this point, you must decide how much food and water you will consume, as well as how much water and oats you will provide for the horses. This is done by entering a number from 0 to 100, which represents a percent of the daily allocation. That is, 100 percent would be the amount you normally eat in one day; 50 percent would be half of that. While the wilderness is certainly no place to be gluttonous, the extent to which you ration affects your ability and the horses' ability to travel. Cutting the ration below certain levels for a prolonged period of time could result in tragedy.

You are also asked to select the direction in which you wish to travel. In the mountains, you may be unable to travel in a certain direction. Also, you would be well advised to heed "No Trespassing" signs.

Every now and then you encounter dangers or opportunities along the way. In some instances, you have a choice in what happens. In other cases, your fate is sealed by how wisely you chose your supplies before the journey began.

#### Program Execution

Table 1 shows the variables and their functions. Variables with an (s) refer to a subscripted item.

When the program begins execution, the names of the supplies are loaded into the S\$(s) variables. The respective weights are loaded into G(s). As each player picks his supplies,

the weights are stored in the appropriate S(s,s) location. After all players have picked their supplies, the G(s) variables are cleared, to be used later as indicators for player and horses conditions. The ML, MP, PL, FL, and DL variables are loaded at the start of the program with special location addresses. These are actual video memory addresses and point to such items as water holes, streams, and mountain passes.

Miles traveled by each player each day is determined by multiplying a percentage of the total weight carried by factors for water and food consumed by you and the horses, your aggregate condition and the horses' aggregate condition and the number of horses. The following equation is used:

$$C = (((143 - T(N))/4 + 10) * WT) * NH(N) * ((SF(N) + HH(N))/2)$$

The most critical aspect of the program is the ability to keep track of each player's location on the map. To accomplish this, a 40x24 virtual matrix is used. The term virtual is used to point out the fact that no actual memory is allocated to the matrix. Only the actual coordinates of each player's location are stored in the X and Y variables.

To see how this works, visualize a 40x24 matrix. Each element in the matrix represents 10 miles. A player's current location might be X = 30, Y = 20. If he travels west 30 miles, then the formula  $X = X - (30/10)$  gives his new location of 27,20. Traveling east, the distance would be added to X; south the distance would be added to Y; north the

distance would be subtracted from Y. The area taken by the map is 60 characters across and 12 lines down. Using the following formula correlates our imaginary matrix coordinates to the 1024 print positions on the video monitor.

$$PP = INT(((INT((Y(N)/2) + .5) * 64) + (X(N) * 1.5) + 64) \\ PRINT @ PP, ""$$

We now know where to print the << indicator. But how do we know what lies in each direction from the current location? By adding the value of PP to the beginning of video memory (15360), we have the player's location as an actual video memory address. Using Z as the cur-

rent video memory location we PEEK(Z) for 146 (desert), 170 (forest) or 188 (mountains). Depending on the location, a one-digit code (0,1,2,3) is loaded into M(0), which is the variable for the current location. We do the same for the six matrix locations (60 miles) in each direction in the following manner:

```

West      M(1) thru M(6)  -
          Z-1,Z-2,Z-3,Z-4,Z-5,Z-6
East      M(7) thru M(12) -
          Z+1,Z+2,Z+3,Z+4,Z+5,Z+6
North     M(13) thru M(18) -
          Z-64,Z-128,Z-192,Z-256,Z-320,Z-384
South     M(19) thru M(24) -
          Z+64,Z+128,Z+192,Z+256,Z+320,Z+384

```

The values of M(s) can then be examined to determine what is in any given direction. ■

#### Program Listing.

```

1 ' WESTWARD, HO!
2 ' COPYRIGHT (C) 1979 RAY HEROLD
3 '
50 CLEAR130: DIM SS(20), G(20): GOSUB6000: FORX=1 TO 20: READS
  S(X): NEXTX: FORX=1 TO 20: READG(X): NEXTX
100 RANDOM: DIM S(20,4), M(24)
150 CLS: PRINT#64, "NUMBER OF PLAYERS 1 - 4": INPUTP: IFP<
  1 OR P>4 THEN 150
200 FORX=1 TO P: PRINT "NAME OF PLAYER NUMBER"; X: INPUTN$
  (X): X(X)=40: Y(X)=14: NH(X)=1: NEXTX
300 FORN=1 TO P: GOSUB1000: NEXTN
400 FORX=1 TO 20: G(X)=0: NEXTX
500 FORN=1 TO P: S1=0: IF SF(N)=9 THEN NEXTN: GOTO500: ELSE GOSUB
  5000: GOSUB2000: GOSUB3000: NEXTN: ND=ND+1: GOTO500
1000 CLS: PRINTTAB(15) N$(N): " - SELECT YOUR SUPPLIES": PRINTAB
  (10) "NUMBER AFTER ITEM INDICATES WEIGHT": PRINT: FORX=1 TO 20:
  G(X)=S(X,N): NEXTX
1010 FORX=1 TO 10: PRINTX: " - "; S(X): G(X): PRINTTAB(30) X+1
  0: " - "; S(X+10): G(X+10): NEXTX
1020 PRINT#896, "ENTER ITEM YOU WISH TO TAKE. 0 IF FINISHED":
  INPUTI: IF I<0 OR I>20 THEN 1020
1030 IF I=0 RETURN
1035 IFS(I,N)<>0: PRINT#896, "YOU ALREADY HAVE "; S(I): STRING$(45,
  " "); FORX=1 TO 8000: NEXTX: GOTO1020
1040 IF I<18S(I,N)=G(I): T(N)=T(N)+G(I): GOTO1000
1050 L=63-(LEN(S(I))+23): PRINT#896, "HOW MANY DAYS WORTH OF ";
  S(I): STRING$(L, " "); PRINT " (5 TO 25 DAYS) "; D=99: INPUTD:
  IF D>4 AND D<26S(I,N)=D: T(N)=T(N)+D: GOTO1000: ELSE GOTO1050
2000 ' STATUS
2005 GOSUB2200: GOSUB2400: GOSUB2600
2006 FORZ=18 TO 20: IFS(Z,N)<0S(Z,N)=0: NEXTZ: ELSE NEXTZ
2007 CLS: PRINT: PRINTTAB(15) N$(N): "S CURRENT STATUS": PRINT
  INT
2010 PRINT "YOUR LOCATION: "; L$: PRINT "YOU HAVE TRAVELED"

```

Program continues

### Surplus TRS-80\* RAM Memory Chips

DUE TO CHANGES IN PRODUCT STRUCTURE AMERICAN BUSINESS COMPUTERS IS OFFERING SEVERAL THOUSAND 200 NANOSECOND RAM MEMORY CHIPS AT CLOSE-OUT PRICES.

**\$45**  
(per 16K set)

AMERICAN BUSINESS COMPUTERS GUARANTEES ALL MEMORY CHIPS TO BE BRAND NEW AND FREE FROM DEFECTS FOR 180 DAYS. PRICE (\$45) INCLUDES 8 CHIPS. QUANTITY DISCOUNTS AVAILABLE.

AMERICAN BUSINESS COMPUTERS 397

\*TM TANDY CORP.

118 S. MILL ST. - PRYOR, OK 74361 - 918-825-4844

Subscribe to

**80** microcomputing™

fill out the  
reply card  
on page 227

```

D";MI(N);"MILES IN";ND;"DAYS.":PRINT"YOUR FOOD SUP
PLY IS";S(18,N);"DAYS.":PRINT"YOU HAVE";S(19,N);"D
AYS OF OATS FOR THE HORSES."
2020 PRINT"YOU HAVE A WATER SUPPLY OF";S(20,N);"DAYS.":
PRINT"YOU ARE CARRYING";T(N);"POUNDS OF SUPPLIES."
:PRINT"YOU ARE:";CD$(1);CD$(2);CD$(3);CD$(4)
2030 PRINT"THE HORSES ARE:";HDS(1);HDS(2):PRINTSTRIN
GS(64,"-"):IFS9=1RETURN
2050 PRINT@896,"SCOUT THE AREA - Y OR N","";INPUTAS:I
FAS="Y"GOSUB2700
2060 GOSUB2300:W1=E/100:W2=(WY*.2)/100:W3=(WH*.8)/100:W
4=EH/100:WT=W1+W2+W3+W4:TH=WT:WT=WT/3:IFD(N)>0THEN
2099
2070 PRINT"WHICH DIRECTION WILL YOU GO - N, S, E, W";
:INPUTDS:IFDS<>"N"ANDDS<>"S"ANDDS<>"W"ANDDS<>"E"TH
EN2070
2074 C=((((143-T(N))/4)+10)*WT)*NH(N)*((SF(N)+HH(N))/2)
2079 IF((DS="N"ANDS3=1)OR(DS="S"ANDS4=1)OR(DS="E"ANDS5=
1)OR(DS="W"ANDS6=1))ANDC>10GOSUB2100:GOTO2099
2080 IFD$="S"GOSUB2900
2081 IFD$="N"GOSUB2920
2082 IFD$="W"GOSUB2940
2083 IFD$="E"GOSUB2960
2085 MI(N)=MI(N)+C
2099 T(N)=T(N)-TH:S(18,N)=S(18,N)-W1:S(19,N)=S(19,N)-W4
:S(20,N)=S(20,N)-(W3+W2):RETURN
2100 ' LOCATION STOP
2110 IFD$="S"Y(N)=Y(N)+2
2120 IFD$="N"Y(N)=Y(N)-2
2130 IFD$="W"X(N)=X(N)-.666
2140 IFD$="E"X(N)=X(N)+.666
2150 MI(N)=MI(N)+10:RETURN
2200 ' LOCATION
2205 IFX(N)<-1ORX(N)>41ORY(N)<0ORY(N)>26CLS:PRINT@64,"T
HERE'S A SIGNPOST UP AHEAD:
YOU HAVE JUST ENTERED
THE TWILIGHT ZONE!":X(N)=40:Y(N)=14:INPUT"PRESS EN
TER";AS:GOSUB5000:RETURN
2210 IFX(N)<-1ORX(N)>40ORY(N)<0ORY(N)>24THENL$="YOU ARE
LOST!!":RETURN
2215 IFM(0)=23L$=M$(5):RETURN
2220 IFM(0)>4L$=M$(M(0)-10)ELSEL$=L$(M(0))
2299 RETURN
2300 ' SUPPLIES
2310 CLS:PRINT@64,"IT'S TIME TO DIVVY UP THE GRUB, PARD
NER!":PRINT:PRINT"HOW MUCH OF THE DAILY RATION WILL
YOU CONSUME (0 - 100%):PRINT:Z=((N-1)*5)+1
2315 IFS(18,N)>0INPUT"FOOD FOR YOU";E:NF(N)=NF(N)-1:ELS
EINPUT"YOU ARE OUT OF FOOD!!!";AS:E=0
2320 IFE<0ORE>100THEN2315
2325 IFS(20,N)>0PRINT:INPUT"WATER FOR YOU";WY:HW(N)=HW(
N)-1:NW(N)=NW(N)-1:ELSEPRINT:INPUT"YOU ARE OUT OF
WATER!!!";AS:WY=0:WH=0:GOTO2340
2330 IFWY<0ORWY>100THEN2325
2335 PRINT:INPUT"WATER FOR THE HORSES";WH:IFWH<0ORWH>10
0THEN2335
2340 IFS(19,N)>0PRINT:INPUT"OATS FOR THE HORSES";EH:HF(
N)=HF(N)-1:ELSEPRINT:INPUT"YOU ARE OUT OF OATS!!!";
AS:EH=0
2345 IFEH<0OREH>100THEN2340
2346 IFE<00NF(N)=NF(N)+1:G(Z)=1
2347 IFWY<30NW(N)=NW(N)+1:G(Z+1)=1
2348 IFEH<40HF(N)=HF(N)+1:HC(U)=1
2349 IFWH<30HW(N)=HW(N)+1:HC(U+1)=1
2350 IFLS<0ORLS>762THEN2360
2354 IFM(0)=1ORM(0)=11WY-WY*1.3:WH=WH*1.5:EH=EH*1.2
2356 IFM(0)=3ORM(0)=13EH=EH*.6
2358 IFM(0)=2ORM(0)=12EH=EH*.4
2360 IFNF(N)<0NF(N)=0ELSEE=E*(1+(NF(N)/10))
2362 IFNW(N)<0NW(N)=0ELSEWY=WY*(1+(NW(N)/10))
2364 IFHW(N)<0HW(N)=0ELSEWH=WH*(1+(HW(N)/10))
2366 IFHF(N)<0HF(N)=0ELSEEH=EH*(1+(HF(N)/10))
2399 CLS:RETURN
2400 ' CONDITION
2410 FORX=1TO4:CD$(X)="":NEXTX:Z=((N-1)*5)+1:TT=0:TC=0
2430 FORX=ZTOZ+3:TC=TC+G(X):NEXTX:IFTC=0CD$(1)="O.K.":G
OTO2499
2440 FORX=ZTOZ+3:B=(X-Z)+1:IFG(X)>0G(X)=G(X)-1:CD$(B)=C
$(B):TT=TT+1:NEXTX:ELSENEXTX
2499 SF(N)=1-(TT/4):RETURN
2500 W=INT((Z/2)+.5):RETURN
2510 W=INT(J*1.5):RETURN
2550 CLS:PRINT@64,"YOU MUST FIND ";M$(3);" TO TRAVEL
IN
    THAT DIRECTION":PRINT:INPUT"PRESS ENTER";AS:RETUR
N
2600 ' HORSE'S COND.
2610 HDS(1)="":HDS(2)="":U=((N-1)*2)+1:TT=0
2620 IFHC(U)+HC(U+1)=0HDS(1)="O.K.":GOTO2640
2630 FORX=UTOU+1:B=(X-U)+1:IFHC(X)>0HC(X)=HC(X)-1:HDS(B
)=C$(B):TT=TT+1:NEXTX:ELSENEXTX
2640 HH(N)=1-(TT/4):RETURN
2700 ' SCOUT AREA
2703 CLS:TW$="":TS$="":TNS$="":TES$="":SW$="":SS$="":SN$=
"":SE$="":IFS(16,N)=0THENPRINT:PRINT"YOU AREN'T GO
NNA DO MUCH SCOUTING AROUND WITHOUT
FIELD GLASSES,
TINHORN. NOT TOO SMART!!":INPUTAS:RETURN
2705 S3=0:S4=0:S5=0:S6=0

```

Program continues

# The Original "Photo point"™ Light Pen

ONLY \$19.95

Why pay \$30.00, \$35.00, \$62.00 for the same results??

Don't be misled by more expensive imitations!

This is the original Photo point light pen preferred and supported by some of the leading software sources like, "Quality Software"—"Instant Software"—"Level IV" products and so on. Just imagine...

In playing backgammon, (included) when you want to move a man, you just point at where you want to move from, then point at where you want to move to, and your man moves!!! No more fumbling with keyboards—YEA!

Your Photo Point package comes complete;

- 1 Photo point light pen (of course)
- Info sheets on how to connect the pen and how to write your own programs ALL IN BASIC
- Two apertures
- AND two sensitivity settings
- A cassette tape with 4 informative programs and games
- Ready to connect to your TRS-80 System. (DOS too!)
- Does not void any Radio Shack warranties

Requirements:

- Level II basic
- And a little imagination!!

For fast real time programming it is your lowest cost peripheral at \$19.95

Announcing

NEW PEN BASIC by Steve Bjork

Steve is one of the Best Assembly Lang. programmers around, and he has come up with PEN BASIC. This low memory routine will add 10 more commands to Level II such as PENGET which searches the entire screen for the pen and returns a number between 0-1024 in about 1 sec. Plus 9 other commands. Perfect for you lightware authors and NEW light pen owners too! ..... only \$14.95

(COUPON)

Micro Matrix 68

P.O. Box 938 • Pacifica, CA 94044

Send for yours NOW: (415) 355-4635

Name \_\_\_\_\_ Photopoint

☐ \$19.95

Address \_\_\_\_\_

City \_\_\_\_\_ St. \_\_\_\_\_ Pen Basic

☐ \$14.95

Zip \_\_\_\_\_

Card # \_\_\_\_\_ Money

Ex. \_\_\_\_\_ CK. Order Visa MC

Date \_\_\_\_\_ ☐ ☐ ☐ ☐

# PET<sup>®</sup> THE SANYO<sup>®</sup> TRS 80<sup>®</sup> LEEDEX<sup>®</sup> ✓401 **GREEN SCREEN**

- IMPROVE IMAGE CONTRAST
- REDUCE EYE FATIGUE
- ENHANCE SCREEN LEGIBILITY
- PROVIDE A MORE PLEASING DISPLAY
- GIVE A DISTINCTIVE PROFESSIONAL LOOK TO YOUR SYSTEM

The **GREEN SCREEN** is custom molded to fit nicely over the picture tube. It ingeniously mounts in seconds without any tools.

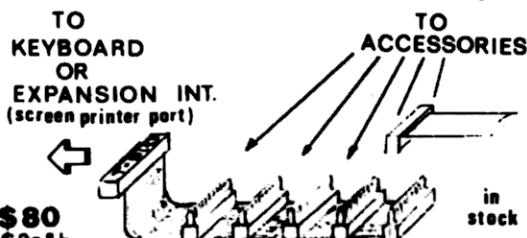
CALL: (212) 296-5916

or send \$12.50 + \$2 S&H



## NEW T=BUSS

**BUS EXTENDER FOR TRS 80<sup>®</sup>  
LIKE HAVING 5 EDGE connectors**



\$80  
+\$2s&h

ALL GOLD PLATED CONTACTS

## • INTERFACER 2 \$90

16 channel I/O module, 8 inputs, 8 outputs, 2 relays, 2 opto-isolated inputs. Very easy to use with BASIC. Extensive user's manual included. Sold worldwide for over a year.

## • ANALOG 80 \$140

8 channel ANALOG TO DIGITAL converter. Anything that can be electrically measured can be interfaced to your TRS-80 - voltage, current, temperature, pressure, light level, .... No assembly language needed.

(212) 296-5916  
**ALPHA product co.**

85-71, 79th St., Woodhaven, N.Y. 11421

```

2706 IFM(13)=23A=3:SS$=M$(5):GOTO2715
2707 IFM(13)>4ANDM(13)<>14SS$=M$(13)-10):S4=1
2710 IFY(N)>23TS$=WM$:GOTO2716
2711 IFM(14)=23A=3:GOTO2715
2712 IFM(14)>4A=M(14)-10ELSEA=M(14)
2715 TS$=L$(A)
2716 IFM(1)=23A=3:SN$=M$(5):GOTO2725
2718 IFM(1)>4ANDM(1)<>14SN$=M$(1)-10):S6=1
2720 IFX(N)<2TW$=WM$:GOTO2726
2721 IFM(2)=23A=3:GOTO2725
2722 IFM(2)>4A=M(2)-10ELSEA=M(2)
2725 TW$=L$(A)
2726 IFM(19)=23A=3:SN$=M$(5):GOTO2735
2728 IFM(19)>4ANDM(19)<>14SN$=M$(19)-10):S3=1
2730 IFY(N)<2TN$=WM$:GOTO2736
2731 IFM(20)=23A=3:GOTO2735
2732 IFM(20)>4A=M(20)-10ELSEA=M(20)
2735 TN$=L$(A)
2736 IFM(7)=23A=3:SE$=M$(5):GOTO2745
2738 IFM(7)>4ANDM(7)<>14SE$=M$(7)-10):S5=1
2740 IFX(N)>39TE$=WM$:GOTO2780
2741 IFM(8)=23A=3:GOTO2745
2742 IFM(8)>4A=M(8)-10ELSEA=M(8)
2745 TE$=L$(A)
2780 PRINT:PRINT"TO THE NORTH: ";TN$:PRINT" ";SN$:PRI
NT"TO THE EAST: ";TE$:PRINT" ";SE$:PRINT"TO THE
SOUTH: ";TS$:PRINT" ";SS$:PRINT"TO THE WEST: ";
TW$:PRINT" ";SW$:INPUT"ENTER";AS:RETURN
2900 Z=Y(N):YW=Z:YY=0:GOSUB2500:WA=W:Z=(Z+(C/10)):K=Z:G
OSUB2500:WB=W
2902 FORZ=WA+1TOWB=W:(Z-WA)+12
2910 IFM(W)=23GOSUB2550:GOSUB2980:Y(N)=Y(N)+YY:RETURN
:ELSEYY=YY+2
2915 GOSUB4000:NEXTZ:Y(N)=K
2916 IFYW<24ANDK<24Y(N)=24
2919 RETURN
2920 Z=Y(N):YW=Z:YY=0:GOSUB2500:WA=W:Z=(Z-(C/10)):K=Z:G
OSUB2500:WB=W
2922 FORZ=WA-1TOWBSTEP-1:W=(WA-Z)+18
2930 IFM(W)=23GOSUB2550:GOSUB2980:Y(N)=Y(N)-YY:RETURN
:ELSEYY=YY+2
2935 GOSUB4000:NEXTZ:Y(N)=K
2936 IFYW>1ANDK<1Y(N)=1
2939 RETURN
2940 J=X(N):XW=J:WX=0:GOSUB2510:WA=W:J=(J-(C/10)):K=J:G
OSUB2510:WB=W
2942 FORJ=WA-1TOWBSTEP-1:W=WA-J
2950 IFM(W)=23GOSUB2550:GOSUB2990:X(N)=X(N)-WX:RETURN
:ELSEWX=WX+.666
2955 GOSUB4000:NEXTJ:X(N)=K
2956 IFXW<1ANDK<1X(N)=1
2959 RETURN
2960 J=X(N):XW=J:WX=0:GOSUB2510:WA=W:J=(J+(C/10)):K=J:G
OSUB2510:WB=W
2962 FORJ=WA+1TOWB=W:(J-WA)+6
2970 IFM(W)=23GOSUB2550:GOSUB2990:X(N)=X(N)+WX:RETURN
:ELSEWX=WX+.666
2975 GOSUB4000:NEXTJ:X(N)=K
2976 IFXW<40ANDK<40X(N)=40
2979 RETURN
2980 C=YY*10:RETURN
2990 C=WX*15:RETURN
2999 RETURN
3000 ' SITUATIONS
3005 CLS:PRINT
3007 IFNP(N)>50RNV(N)>50RHF(N)>50RHW(N)>5PRINTN$(N); " D
IED ON THE JOURNEY.
R.I.P. ":PRINT:INPUT"ENTER";AS:
PC=PC+1:SF(N)=9:IFPC=PTHENPRINT"THE GAME IS OVER."
:STOPELSERETURN
3010 IFNP(N)>3PRINT"YOU ARE STARVING":S0=1
3012 IFNP(N)>3PRINT"YOU ARE DYING OF THIRST":S0=1
3014 IFHW(N)>3PRINT"THE HORSES ARE DYING OF THIRST":S0=
1
3016 IFHP(N)>3PRINT"THE HORSES ARE STARVING":S0=1
3020 IFS0=1INPUT"ENTER";AS:S0=0:CLS
3021 IFD(N)>0THEND(N)=D(N)-1:RETURN
3022 IFM(0)=11ORM(0)=12PRINT:PRINT"THERE IS WATER HERE.

DO YOU WANT TO FILL THE CONTAINERS? Y OR N";:INP
UT$:IFF$="Y"Y(T(N)=T(N)+(25-S(20,N)):S(20,N)=25
3025 IFM(0)=10ANDS(15,N)>0PRINT:PRINT"THE SETTLER'S HER
E WILL GIVE YOU 5 DAYS WORTH
OF OATS FOR YOUR GOLD
DUST. DO YOU ACCEPT Y - N";:INPUT$:IFF$="Y"S(1
9,N)=S(19,N)+5:S(15,N)=0:T(N)=T(N)+5
3030 IFT(N)<65ANDND=2PRINT"ONE OF YOUR HORSES STUMBED
AND BROKE HIS LEG.
YOU HAD TO DESTROY HIM.":PRINT:
INPUT"ENTER";AS:NH(N)=NH(N)-.3:RETURN
3040 IFRD(15)=7ANDM(0)<4ANDM(0)<>1PRINTN$(M(0)):PRINTQ
$:ELSEGOTO3100
3045 AS$="":INPUTA$:IFAS$="N"RETURN
3046 IFS(9,N)<1INPUT"YOU DON'T HAVE ANY AMMO.
ENTER";AS$
:RETURN
3050 V=0:IFS(7,N)<>0V=8ELSEIFS(8,N)<>0V=14
3055 IFV=0INPUT"YOU DIDN'T BRING A RIFLE OR GUN.
ENTER"

```

Program continues



```

;AS:RETURN
3060 IFRND(V)>6INPUT"YOU MISSED HIM!
ENTER";AS:RETURN:E
LSEINPUT"YOU GOT HIM!!
ENTER";AS:S(18,N)=S(18,N)+4
:T(N)=T(N)+4:RETURN
3100 IF(T(N)<80)V=3ELSEV=5
3110 IFRND(V)<>3RETURN
3120 IFM(0)>3THEN3199
3130 V=(4*M(0))+RND(4):ONVGSUB3200,3300,3350,3500,3270
,3300,3370,3400,3200,3300,3350,3450,3200,3250,3200
,3400
3199 RETURN
3200 PRINT"IT GETS COLD OUT HERE AT NIGHT." :IFS(3,N)>0A
NDS(4,N)>0PRINTM$(7);S$(3);" AND ";S$(4):INPUT"ENT
ER";AS:RETURN
3210 IFS(3,N)<1PRINTM$(6);S$(3)
3212 IFS(4,N)<1PRINTM$(6);S$(4)
3215 PRINT"YOU CAUGHT A BAD COLD":INPUT"ENTER";AS:G(((N
-1)*5)+3):RETURN
3250 PRINT"IT'S VERY ROCKY HERE." :IFS(1,N)>0PRINTM$(7);
S$(1):INPUT"ENTER";AS:RETURN
3260 PRINTM$(6);S$(1):PRINT"YOU TWISTED YOUR ANKLE":INP
UT"ENTER";AS:G(((N-1)*5)+4):RETURN
3270 PRINT"YOUR WAGON HIT A GOPHER HOLE":IFS(17,N)>0PRI
NTM$(7);S$(17):PRINT"IT TAKES 1 DAY TO REPAIR":D(N
)=1:INPUT"ENTER";AS:RETURN:ELSEPRINTM$(6);S$(17):P
RINT"IT TAKES 3 DAYS TO REPAIR":D(N)=3:INPUT"ENTER
";AS:RETURN
3280 PRINT"YOU ARE APPROACHED BY A BEAR":IFS(6,N)>0PRI
NT"HE TAKES YOUR ";S$(6);" AND LEAVES":S(6,N)=0:T(
N)=T(N)-3:INPUT"ENTER";AS:RETURN
3285 IFRND(2)=1ANDS(18,N)>6PRINT"HE TAKES HALF YOUR FOO
D AND LEAVES":V=S(18,N)/2:T(N)=T(N)-V:S(18,N)=S(18
,N)-V:INPUT"ENTER";AS:RETURN:ELSEPRINT"HE MAULS YO
U. YOU TAKE 3 DAYS TO RECOVER":D(N)=3:G(((N-1)*5)
+4):RETURN
3286 INPUT"ENTER";AS:RETURN
3300 IFM(0)=1V=1ELSEV=2
3310 PRINT"WATCH OUT!
YOU ARE BITTEN BY ";B$(V):IFS(10,
N)>0PRINTM$(7);S$(10):PRINT"YOU TAKE 2 DAYS TO REC
OVER":G(((N-1)*5)+3):D(N)=2:INPUT"ENTER";AS:RETU
RN
3315 PRINTM$(6);S$(10):IFS(11,N)>0PRINT"THE WHISKEY HEL
PS SOME.
YOU TAKE 3 DAYS TO RECOVER":G(((N-1)*5)+
3):D(N)=3:ELSEPRINT"YOU TAKE 4 DAYS TO RECOVER":
D(N)=4
3316 G(((N-1)*5)+3):INPUT"ENTER";AS:RETURN
3350 PRINT"INDIANS!!!":IFS(14,N)>0PRINT"YOU OFFER THEM
";S$(14):IFRND(4)<>2PRINT"THEY ACCEPT":INPUT;AS:S(
14,N)=0:T(N)=T(N)-4:INPUTAS:RETURN:ELSEPRINT"THEY
DONT LIKE TRINKETS.
THEY TAKE ONE OF THE HORSES":N
H(N)=NH(N)-2:INPUTAS:RETURN
3360 IFS(9,N)>0PRINT"THEY TAKE YOUR AMMO":S(9,N)=0:T(N)
=T(N)-3:INPUTAS:RETURN:ELSEPRINT"YOU FIGHT THEM OF
F BUT ARE WOUNDED":G(((N-1)*5)+4):INPUTAS:RETURN
3370 PRINT"YOU ARE ATTACKED BY A COYOTE." :IFS(5,N)>0PRI
NT"YOU USE YOUR KNIFE TO FIGHT HIM OFF.
YOU ARE SL
IGHTLY WOUNDED":G(((N-1)*5)+4):INPUTAS:RETURN
3375 PRINT"YOU MAKE IT BACK TO THE WAGON BUT YOU'RE
SER
IOUSLY WOUNDED.
YOU TAKE 3 DAYS TO RECOVER":D(N)=3
:G(((N-1)*5)+4):INPUTAS:RETURN
3400 PRINT"YOU ARE BESET BY BANDITS":IFS(15,N)>0PRINT"T
HEY TAKE YOUR GOLD DUST":S(15,N)=0:T(N)=T(N)-5:INP
UTAS:RETURN
3410 IFS(11,N)>0PRINT"THEY TAKE YOUR WHISKEY":S(11,N)=0
:T(N)=T(N)-5:INPUTAS:ELSEPRINT"YOU FIGHT THEM OFF
BUT ARE WOUNDED":G(((N-1)*5)+4):INPUTAS:RETURN
3420 IFRND(3)=2ANDS(20,N)>6PRINT"THEY GET DRUNK AND SHO
OT UP THE WATER TANKS.
YOU LOSE HALF OF IT":V=S(2
0,N)/2:T(N)=T(N)-V:S(20,N)=S(20,N)-V:INPUTAS
3425 RETURN
3450 PRINT"YOUR WAGON GETS STUCK IN THE MUD":IFS(12,N)>
0PRINTM$(7);S$(12):PRINT"YOU LOSE 1 DAY":D(N)=1:IN
PUTAS:RETURN:ELSEPRINTM$(6);S$(12)
3455 IFS(13,N)>0PRINT"YOU HAVE TO CUT DOWN A TREE WITH
YOUR AXE
TO MAKE LEVERS.
IT TAKES 2 DAYS TO GET OU
T":D(N)=2:ELSEPRINT"IT TAKES 4 DAYS TO GET OUT":D
(N)=4
3460 INPUTAS:RETURN
3500 PRINT"A DUST STORM HITS":IFS(2,N)>0PRINTM$(7);S$(2
):PRINT"YOU STOP FOR 1 DAY TO LET IT PASS":D(N)=1:
INPUTAS:RETURN:ELSEPRINT"THE SAND INJURES YOUR EYE
S
YOU TAKE 3 DAYS TO RECOVER YOUR SIGHT":G(((N-1)*
5)+4):D(N)=3:INPUTAS:RETURN
3999 RETURN
4000 IFM(W)=14S9=1:L$=M$(4):GOSUB2007:PRINTTAB(20)"-- T
HE WINNER --":STOP:ELSERETURN
5000 ' DRAW MAP

```

Program continues

## **KEYPLUS** UTILITY PACKAGE

"Very powerful, underpriced, a must buy!"  
Marcia Kalish, OCTUG Newsletter, May, 1980

"Keyplus is terrific...an incredible program."  
James Joachim, North Hollywood, CA.

"Thank you for your fantastic utility program."  
Mark C. Wehmhoefer, Chicago, IL.

"Makes the TRS-80 that much more versatile."  
Carl Pawl, Santa Monica, CA.

Keyplus is a powerful collection of utilities for the TRS-80. Routines can be enabled whenever the TRS-80 accesses the keyboard. A partial list of utilities includes:

**AUTO REPEAT**—Allows you to repeat a key simply by holding the key down. This is a must when editing BASIC programs.

**LOWERCASE VIDEO**—If your TRS-80 has a hardware modification installed for lowercase video, Keyplus will add the software needed to make it work.

**BASIC SHORTHAND**—Keyplus generates BASIC key words (GOSUB, INPUT, STEP, etc.) in a single key stroke. You have the option of having Keyplus print trailing blanks when practical, adding to the appearance of the listing.

**RESTORE LOST BASIC PROGRAM**—Ever NEW a program only to realize you did not record it? Two key strokes and you've got it back!

**LOWERCASE WITHOUT SHIFT**—Keyplus lets you generate lowercase from the keyboard without depressing the SHIFT key.

**DIRECT KEYBOARD ENTRY OF GRAPHICS**—Type graphic strings directly from the keyboard. This is the easy way to create BASIC programs with super fast graphics.

**USER DEFINABLE STRINGS**—Two user definable strings up to 32 characters long can be generated in a single key stroke. With this feature redundant input does not have to be retyped.

**KEYBOARD DEBOUNCE**—(LV. II, 16K version only) Keyplus cures debounce problems completely.

**AUTO INPUT**—(Disk version only) Allows you to define a string, save the string onto disk, and then recall the string, fooling the computer into thinking the string is being typed from keyboard. This is extremely powerful. For example, you can enter BASIC, set memory size, reserve file buffers, turn off interrupts, run a program, respond to questions asked by the program, etc., automatically from power up or from the DOS READY prompt.

**SAVE KEYPLUS**—(Disk version only) You can use this routine to allow Keyplus to be initialized with any combination of routines enabled or disabled. In addition, your user definable strings can be saved to disk!

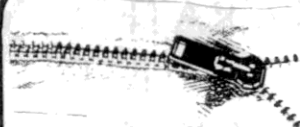
Disk Keyplus comes on cassette with both the 32K and 48K versions recorded twice. The documentation gives detailed information on loading Keyplus to diskette.

TRS-80 is a registered trade mark of Tandy Corp.

**SJW, Inc.**, PO Box 438, Huntingdon Valley, Pa. 19006  
To order phone (215) 947-2057.

Circle one: Lv.2 16K \$14.95 Disk 32-48K \$19.95  
Circle one: VISA MASTER CARD Check Money Order  
Pa. residents add 6% sales tax.

NAME \_\_\_\_\_  
SIGNATURE \_\_\_\_\_  
ADDRESS \_\_\_\_\_  
CITY, STATE, ZIP \_\_\_\_\_  
CARD # \_\_\_\_\_ EXP DATE \_\_\_\_\_




## ZIP UP TO 7 SPEEDS!

NOW YOU CAN RUN YOUR TRS-80 RELIABLY 100% TO 125% FASTER (4 MHZ)! Our NEW speedup board enables programs to run 50% slower than normal, normal, and 50%, 70%, 90%, 100%, or 125% faster. A 50% minimum increase is guaranteed (90% to 100% typical); however, DETAILED INSTRUCTIONS SHOW CHANGES REQUIRED TO THE TRS-80 THAT WILL INSURE RELIABLE OPERATION AT THE 100% OR 125% INCREASE! Software speed control with switch override option allows speed changes AT ANY TIME without program interruption. Our board also compensates for slow memory! Automatic slow down possible during cassette or disk operation (not required for TRSDOS, NEWDOS, and VTOS 4.0!). Power LED changes color (red - yellow - green) to indicate normal, slow, and high speed operation.

ASSEMBLED AND TESTED \$37.50

VIDEO I. Provides black characters and graphics on an all white screen for a much crisper and easier to read presentation - gives none of the glare associated with plastic screen add-ons. Includes a unit to improve monitor performance.

ASSEMBLED \$23.95



OKIDATA Microline 80 printer.  
\$559 (list \$800)

Calif. residents add 6% tax. Foreign orders add 10%. Printers shipped freight collect.

## ARCHBOLD ELECTRONICS

10708 Segovia Way Rancho Cordova, CA 95670  
(916) 635-5408  
Dealer inquiries invited



# What is...? BEYOND A SCOTT ADAMS' ADVENTURE?

## ADAMS' ODYSSEY

- \* ITEMS NOW HAVE 3-D-ability (Insides, Outsides, etc)
- \* MULTI-PLAYER - up to 12 and they can be friend or foe
- \* UNRESTRICTED COMMANDS up to full paragraphs!

**COMING SOON...**  
**Bug Your Dealer!**

*Adventure*  
INTERNATIONAL

Box 3435 • Longwood Fla 32750  
(305) 862 6917

```
5010 IFS2=0GOSUB5800:S2=1
5020 CLS:PRINTTAB(25)"MAP FOR ";NS(N):PRINTSTRINGS(63,C
HR$(143));:FORX=127TO896STEP64:PRINT@X,CHR$(191);:
NEXTX
5030 FORX=64TO832STEP64:PRINT@X,CHR$(191);:NEXTX:PRINT:
PRINTSTRINGS(64,CHR$(143));
5040 Y=0:Z=0:B=6:FORX=494TO886STEP64:Y=Y+1:IFY=3THENZ=1
5050 IFY=4ORY=5Z=5:B=11
5055 IFY=6ORY=7Z=6:B=8
5060 IFY>7Y=4
5065 PRINT@X-Z,STRINGS(B,CHR$(146));
5070 NEXTX:FORX=648TO840STEP64:Z=0:B=8:PRINT@X,STRINGS(
8,CHR$(146));:NEXTX
5080 Y=0:Z=0:B=7:FORX=170TO618STEP64:Y=Y+1:IFY=2THENZ=2
5090 IFY=3Z=3:B=10
5095 IFY=4Z=5:B=12
5097 IFY=5Z=6:B=6
5098 IFY=6Z=5:B=4
5100 PRINT@X-Z,STRINGS(B,CHR$(170));
5105 NEXTX:Z=5:FORX=194TO514STEP64:PRINT@X,STRINGS(Z,CH
R$(170));:Z=Z+1:NEXTX:FORX=578TO660STEP64:B=3:Z=0:
PRINT@X,STRINGS(3,CHR$(170));:NEXTX
5110 Y=0:Z=0:B=7:FORX=145TO860STEP64:Y=Y+1
5115 IFY>3Z=Z+1:IFY>8THENB=13ELSEB=9
5120 PRINT@X+Z,STRINGS(B,CHR$(188));
5130 NEXTX:
5160 PRINT@567,"START **":PRINT@769,"** END";
5200 PP=INT((INT((Y(N)/2)+.5)*64)+(X(N)*1.5)+64):GOSUB5
500
5210 PRINT@747,"DESERT";:PRINT@296,"FOREST";:PRINT@665,
"MOUNTAINS";:PRINT@985,"PRESS ANY KEY";:IFPP>0PRIN
T@PP,"<<";
5299 IFINKEYS=""THEN5299ELSERETURN
5500 FORW=0TO24:M(W)=0:NEXTW
5510 FORW=0TO6:Z=(15360+PP)-W
5512 IFPEEK(Z)=146M(W)=1
5514 IFPEEK(Z)=170M(W)=2
5516 IFPEEK(Z)=188M(W)=3
5518 WZ=0:GOSUB5700:NEXTW
5520 FORW=1TO6:Z=(15360+PP)+W
5522 IFPEEK(Z)=146M(W+6)=1
5524 IFPEEK(Z)=170M(W+6)=2
5526 IFPEEK(Z)=188M(W+6)=3
5528 WZ=6:GOSUB5700:NEXTW
5530 FORW=1TO6:Z=(15360+PP)+(W*64)
5532 IFPEEK(Z)=146M(W+12)=1
5534 IFPEEK(Z)=170M(W+12)=2
5536 IFPEEK(Z)=188M(W+12)=3
5538 WZ=12:GOSUB5700:NEXTW
5540 FORW=1TO6:Z=(15360+PP)-(W*64)
5542 IFPEEK(Z)=146M(W+18)=1
5544 IFPEEK(Z)=170M(W+18)=2
5546 IFPEEK(Z)=188M(W+18)=3
5548 WZ=18:GOSUB5700:NEXTW:RETURN
5700 FORWW=0TO10
5710 IFZ=MP(WW)M(W+WZ)=13
5715 IFZ=ML(WW)M(W+WZ)=23
5720 NEXTWW
5725 FORWW=1TO4
5730 IFZ=PL(WW)M(W+WZ)=10
5735 IFZ=DL(WW)M(W+WZ)=11
5740 IFZ=FL(WW)M(W+WZ)=12
5742 IFZ=STTHENM(W+WZ)=14
5745 NEXTWW:RETURN
5800 ML(1)=15509:ML(2)=15573:ML(3)=15637:ML(4)=15703:ML
(5)=15768:ML(6)=15833:ML(7)=15898:ML(8)=15963:ML(9
)=16032:ML(10)=16097:ML(11)=16162:MP(1)=16227:MP(2)
=15701:MP(3)=15702:MP(4)=16028:MP(5)=16029:MP(6)=1
6030:MP(7)=16031
5805 MP(8)=15638+(RND(5)*65):ST=16129
5810 PL(1)=15565+(RND(4)*65):PL(2)=15566+(RND(4)*65):PL
(3)=15580+(RND(4)*65):PL(4)=15583+(RND(4)*65)
5820 DL(1)=15728+(RND(4)*64):DL(2)=15917+(RND(4)*64):DL
(3)=15944+(RND(4)*65):DL(4)=15945+(RND(4)*64)
5830 FL(1)=15466+(RND(5)*65):FL(2)=15466+(RND(5)*63):FL
(3)=15559+(RND(5)*65):FL(4)=15560+(RND(5)*65)
5890 RETURN
6000 ' INITIALIZE
6060 L$(0)="PRAIRIE":L$(1)="DESERT":L$(2)="FOREST":L$(3
)="MOUNTAINS":M$(0)="A LITTLE HOUSE ON THE PRAIRIE
":M$(1)="A WATER HOLE":M$(2)="A STREAM":M$(3)="A M
OUNTAIN PASS"
6065 M$(5)="AN IMPASSABLE CLIFF":C$(1)="HUNGRY":C$(2)="
THIRSTY":C$(3)="SICK":C$(4)="WOUNDED,"
6070 WMS="A SIGN. IT SAYS:
** NO TRESSPASSING! **":M$(4
)="A SMALL TOWN":L$(4)=M$(4)
6080 RS(0)="THERE'S A PRAIRIE DOG UP AHEAD.":RS(2)="THE
RE'S A SQUIRRELL UP IN A TREE.":RS(3)="THERE'S A R
ABBIT IN THE BUSHES.":Q$="DO YOU WANT TO SHOOT IT
FOR FOOD Y - N?":M$(6)="YOU SHOULD HAVE BROUGHT "
:M$(7)="GOOD THING YOU BROUGHT "
6090 BS(1)="A SCORPION":BS(2)="A RATTLESNAKE"
6999 RETURN
7000 DATA "BOOTS","A BANDANA","BLANKETS","LONG JOHNS","A
KNIFE","ROCK CANDY","A RIFLE","A REVOLVER","AMMUN
ITION","MEDICAL SUPPLIES","WHISKEY","ROPE","AN AXE
","A BOX OF TRINKETS","GOLD DUST","FIELD GLASSES",
"SPARE WAGON PARTS"
7050 DATA "FOOD FOR YOU","OATS FOR THE HORSES","WATER",4
,1,3,1,3,3,7,5,3,5,5,2,4,4,5,4,15,0,0,0
```

# INFLATION FIGHTER—ROUND #2

## KO Inflation With Our Knock-Out Prices

### MPI 88T Impact Matrix Printer

Quality, Full-Page Printout

For Your TRS 80 Computer!

Unrivalled champion of the small business, educational, personal computing and professional user. Quality construction and continuous duty print head allow heavy usage. Attractive styling complements the most elegant of systems without sacrificing compact size.

SAVE \$150!

**\$599**

Reg. List \$749

● Type of Printing: **Impact bidirectional 7x7 dot matrix** ● Print Rate: **100 characters per second** (maximum) ● Thruput: **80 characters per second** (maximum) ● Character Set: **Full upper and lower case 96 character ASCII set**, software selectable single or double wide character fonts ● Character Height: **0.10 in. (0.25 cm)** ● Print Format: **8.0 in. (20.3 cm) line length**, **80 characters per line** at 10 CPI, **96 characters per line** at 12 CPI, **120 characters per line** at 15 CPI, **132 characters per line** at 16.5 CPI ● Paper Feed: **10 lines per second**, stepper motor controlled. User selectable pressure roller or tractor feed ● Line Spacing: **6 or 8 lines per inch**, user selectable ● Media: **Roll paper**: 8.5 in. (21.6 cm) wide by 5 in. (12.7 cm) diameter single ply or pressure sensitive multiple copy paper, 0.012 in. (3 mm) maximum thickness. **Fan Fold paper**: 1 in. (10.1 cm) to 9.5 in. (24.1 cm) sprocket (including sprocket margins), 0.012 in. (3 mm) maximum thickness. **Cut Sheet paper**: Maximum width, 9.5 in. (24.1 cm) ● Ribbon: Continuous loop cartridge, 20 yds. 0.5 in. (1.27 cm) wide black ribbon, 5 million character line ● Input Power: **115/230 VAC**, ± 10%, 50/60 HZ ● Data Input: **Parallel**: Centronics compatible 7-bit ASCII, TTL levels with strobe, acknowledgement returned to indicate data was received. **Serial**: RS232C or 20 ma Current Loop with BUSY (RS232C only) handshake, 10 or 11 bits; 100, 150, 300, 600, 1200 baud ● **Data Buffer**: **1K (2K optional)** ● **Forms Control**: Top of Form (eight selectable forms lengths) Skip over perforation ● Physical Dimensions: 16.25 in. (41.3 cm) wide x 10.75 in. (27.3 cm) deep x 6.25 in. (15.9 cm) high. Dimensions exclude paper and paper holder. Weight: less than 15 lbs. (6.75 Kg)



## Other Contenders . . .

PRINTERS	
NEC 5510 RO w/tractor List \$2950	\$2595
NEC 5520 KSR w/tractor List \$3270	\$2950
Diablo 1650 RO w/tractor List \$3425	\$2890
Diablo 1650 KSR w/tractor List \$3895	\$3285
TI 810 Basic Serial List \$1895	\$1645
TI 810 Basic Parallel List \$1940	\$1695
TI 743 KSR w/c ASCII List \$1395	\$895
Anadex DP9500 200 cps List \$1650	\$1449
Centronics 702 RO 120 cps List \$2440	\$1995
Centronics 703 RO 120 cps List \$3140	\$2395
Centronics 704 RO 180 cps List \$2350	\$1885
Sanders Media 12/7 50-200 cps List \$4100	\$3265

### \$\$\$ SUPER VALUES \$\$\$

(Equivalent or better performance than Radio Shack TRS80 Line Printer III)

**ANACOM 150** List \$1395 NOW \$1195  
 \* 150 cps. bidirectional Logic Seeking \* 80, 132 or 136 columns \* 6 or 8 lines per inch \* 5 ips slow speed \* 9x9 Matrix upper and lower case with decoders \* 10 char./inch \* 5" to 14 7/8" fan fold paper, tractor feed \* original plus 5 copies \* 6 million character life snap-in ribbon cartridge \* 120/240 VAC 50/60HZ power \* Size 23" x 14" x 8" (58.4 cm x 35.6 cm x 20.3 cm metric) weight 30 lbs. (38 lbs. shipping)

**DATA ROYAL 5000**  
 80 Column List \$1295 ..... \$1150  
 136 Column List \$1395 ..... \$1250  
 \* 96 ASCII Characters \* 125 cps \* 6 lines per inch \* 9x9 Matrix \* Selectable expanded characters \* True upper and lower case plus underlining \* Short line capability \* Dynamic Platen with adjustable character density \* Prints original plus 5 copies \* Front or bottom paper feed \* Tractor feed \* 5 IPS paper slew (independent of head motion) \* Top of form \* Ribbon cartridge \* Parallel or Serial (110 to 9600 Baud) \* Quietized cabinet

**COMPUTERS**  
**NEWT From Personal MicroComputers Inc.**  
**PMC-80 Computer** ..... \$579  
 Functionally equivalent to TRS80 Model I Computer with Level II Basic and 16K Memory. Has built in cassette recorder, TV modulator, TV monitor output plus additional features.  
**PMC-80 FastLoad Cassette System** ..... \$289  
 Loads standard Level II Basic or System Cassette tapes 16 times faster at 8000 Baud. Includes modified cassette and I/O adapter.  
**TRS-80 ADD-ONS**  
**FCI-80 FastLoad Cassette Interface** ..... \$149  
 Unlike other high speed cassette decks, our FCI loads in standard format cassettes at 16 times the normal speed. Yes, you can load "Blackjack" in less than 4 seconds. Plugs into the back of your keyboard or expansion interface and operates on ROM based program under TRS-80 control, called from Basic, System or Disk Basic. The built-in ROM also provides keyboard debounce, auto repeat and key-keep. A modified CTR-41 cassette tape recorder is used allowing play and fast forward buttons to latch down during read of tape. It can still be used for CSAVE at normal speed. Comes with instruction booklet for modification of CTR-41. Powerpack and TRS-80 interconnect cable extra.

**REX-80 ROM EXTENDER** ..... \$39  
 Enables use of the 2014 empty address locations between the end of Basic ROM and the TRS-80 RAM. It fully decodes them so there is no interference when a 2048 Byte ROM is used. Allows interchangeable ROMs with commonly used routines and programs to be accessed by System or User command. Internal jumpers allow use of most industry standard 24-pin plus 5 volts ROMs. A connector cable attaches REX-80 to 40-pin bus connector at back of keyboard or expansion box. All signals routed through REX-80 are buffered (except data) to allow expansion for other

devices off its output connector. Power pack and TRS-80 interconnect cable extra.

CAB-40 Flat Cable/40 PIN	\$25
PWR-80 Power Pack (9V at 500 ma.)	\$8
NEW	
MT 32—Printer/Memory Expansion Module. Drive any centronics compatible printer and add 16K or 32K of RAM.	
Basic Unit	\$99
With 16K	\$159
With 32K	\$199
NEW	
MPC Microconnection List \$300	\$275
An integrated RS232 adapter and direct connect modem for any model TRS-80. Connects directly to computer bus eliminating a need for Radio Shack Expansion Box, RS232 Adapter and Acoustic interface. Complete with bus connector and intelligent terminal software program.	

### CYBERNETICS TRS-80 — CP/M BUSINESS SOFTWARE

The fastest Mod-II CP/M with the most features!!!  
**MOD-II CP/M** ..... \$249  
 \* Over 610,000 bytes/disk \* Downloading package included \* 1,000 baud operation of serial printer without data loss \* Single drive backup.  
**MOD-I CP/M** ..... \$149  
 \* Mixed single/double density on any of 4 drives (even a 1-drive system) \* Ultra fast disk operation \* Emulation of cursor addressing for any of several "dumb" CRTs.  
**CBASIC-2 (Mod I or II)** ..... \$109  
 \* Auto L-F printer support & ASCII top of form software (LPHIII) \* Supplemental document describing our implementation \* User-settable function keys  
 The following software for Mod-II CP/M only unless otherwise stated (requires CBASIC-2):  
**RM/COBOL** Only COBOL for CP/M with alternate keys

(multikey ISAM), CRT screen handling, interactive debug, Z80 code, and the most useful Level 2 features Compatible with Tandy's Cobol—but runs faster!

PMS (Property Management System) Interactive, menu-driven system includes full G/L, budgeting, cash journal, delinquency list, tenant activity/rent roll, complete audit trail and reports on vacancies, lost rent, and vendors	\$495
Demo disk and manual	\$75
APH (Automated Patient History) General purpose question-asking, answer-printing system furnished as self-administered review of systems general patient history (Mod-I also)	\$175
Magic Wand full feature word processing, free proportional spacing, file merging, and use of full-screen editor for source programs or data	\$399
RPA (Residential Property Analysis) Analyzes income and expense, financing, taxes, inflation and depreciation on home, condo, or apartments over a user-selectable time. Shows payoff in terms of ROI, Cap rate, cash-on-cash. Amortization schedules and worksheet	\$299
RBC (Rent/Buy Comparison) Sales or investment tool to compare renting and savings account investment vs. purchasing a particular property	\$249

Osborne CBASIC source programs (Mod-I also):  
 Payroll w/cost accounting ..... \$249  
 Accts. Payable/Accts. Receivable ..... \$249  
 General Ledger w/cash journal ..... \$249  
 O&A (CBASIC Books (ea.) ..... \$20.

### GAMES

Adventure	\$14
Bridge Challenger	\$14
Star Trek III	\$14
Cribbage	\$10
Sargon Chess	\$19
Sargon II (Cassette)	\$29
(Disk)	\$33
Hunt	\$19

**TERMS** Cash, check or money order, bank wire transfer, C.O.D. or credit cards. \$10.00 minimum. Charge orders must include expiration date. Purchase orders also accepted from recognized institutions. Include telephone number with all orders. Advertised prices are for prepaid orders, F.O.B. shipping point. Charge and credit orders add 2%. CODs required 25% deposit. California residents add 6% sales tax. For shipping in U.S. add (\$2.50 min.) 2% West U.S. 3% East of Mississippi, otherwise freight collect (air service where applicable). Foreign orders must be accompanied by payment in U.S. funds and include 10% for shipping. Quantities may be limited. Retail prices vary from mail order. All prices subject to change and all offers subject to withdrawal without notice. All equipment is new with manufacturers warranty unless otherwise indicated.

# PALOMAR COMPUTER PRODUCTS

Call or Write For Free Catalog  
 (714) 744-7314/744-9595

910 W. San Marcos Blvd. # 105, San Marcos, California 92069



*An exciting laboratory application for the people's computer.*

# DVM Interface for the 80

Karl J. Casper  
Harry R. Freedman  
Department of Physics  
Cleveland State University  
Cleveland, OH 44115

For recording scientific measurements, the TRS-80 is little better than a hand-held calculator if all of the data is entered through the keyboard. The 80 becomes a scientific instrument only when data can be read from a port. But in some cases, this data moves so swiftly that it cannot be read by a BASIC program.

An example of this is the information recorded by a digital voltmeter. The settling time—the time for the voltmeter to stabilize at a particular reading—is usually in the range of 0.3 to 1.0 seconds, which can conceivably be read in BASIC. But the digits in digital voltmeters are often strobed at rates of 500 Hz or greater—the appearance of a continuous display is only a consequence of the persistence of human vision.

No BASIC program can read information into the computer at this rate. Rather, a machine language program is required,

preferably one that can be easily linked to a BASIC program. When this linking is possible, the experimenter can write flexible programs in a high level language to analyze and display the data recorded through the machine language program.

In the past few years, single-chip peripheral interface adapters have been developed, such as the 8255, which we have used to interface a Keithley Model 179 digital voltmeter to the TRS-80. The circuit attached to the TRS-80 requires only two additional chips and a third chip is mounted inside the Keithley DVM. All the connections are made by cable to the edge card connector on the rear of the 80's keyboard.

This same circuit can be used to interface any other relay-driven devices to the TRS-80 with suitable programming instructions. You can use it to monitor an air conditioner or in a security system to shut off and turn on lights, automatically.

## The Interface

Digital voltmeters not only come in all shapes and sizes; the digital information is displayed with different numbers of digits and by different decoding schemes. In liquid crystal displays, for example, all segments

of a seven-segment display are continuously available from the conversion circuit. A total of 35 to 40 lines, depending on the decimal point display, may be physically connected to the display circuit. Decoding this information with a TRS-80 requires a multiplex circuit that reads each digit in succession, a straightforward task, but with more wiring than we wanted.

The Keithley Model 179 digital voltmeter, like many voltmeters using light emitting diodes, strobes each digit into the display circuit. The lighted output is not continuous: Each digit is illuminated in turn for two milliseconds, then turned off for eight milliseconds. Each digit is illuminated in turn while the other digits are off.

Multiplexing a display in this way not only saves power, but the digital information is ideal for reading directly into the TRS-80. The time period of two milliseconds is more than long enough to read the data and store it in a memory location. Moreover, the information is in BCD form; the conversion to ASCII is trivial.

Photo 1 shows the front panel of the Keithley DVM. The voltage is measured in ranges from 0.2 volts to 2000 volts, the current in ranges from 0.2 mA to 2 amps,

and the resistance from 2000 ohms to 20 megohms. The sign is automatically displayed.

This model DVM has no external connector to the TRS-80. We installed a 25-pin connector on the back of the DVM and used cables between it and the interface box. Inside we added a board with one integrated circuit to wire from the range switches to the connector. Although this is simple, it does void the Keithly warranty.

Basically, the 8255 peripheral interface adapter (PIA) has three ports—any of which may be used as inputs and outputs—and three modes of operation. In the first mode, called mode 0, each of the three eight-bit ports, A, B and C, can be programmed for either input or output by writing the appropriate control word to the PIA. There is no handshaking and any port can be switched between input and output functions by writing a different control word to the PIA.

Mode 1 permits input/output data to be transferred to or from a specific port with handshaking. For example, a device may strobe the PIA informing it that the device has data to be read. The microcomputer, which is programmed to poll Port C looking for a strobe, reads the data into the input buffer of either

**\*\*SPECIAL\*\*SPECIAL\*\***  
**TRS-80 ADD ON DRIVES**  
**IMMEDIATE DELIVERY**

**SINGLE SIDED \$225.00**  
**DOUBLE SIDED \$345.00**

**COMPLETE SYSTEMS**  
**SINGLE SIDED \$365.00**  
**DOUBLE SIDED \$485.00**

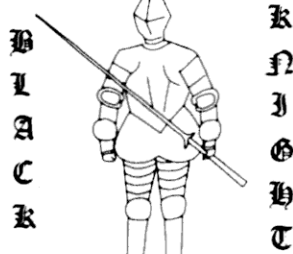
**INCLUDES:**

**MINI DISK DRIVE**  
**FUSED POWER SUPPLY**  
**VENTED CABINET**  
**CABLE**  
**90 DAY WARRANTY**  
**FACTORY ASSEMBLED**  
**FACTORY TESTED**

**THESE ARE NEW 5" FD's**

**I 2 INTERFACE, INC. ✓246**  
**20932 CANTARA ST**  
**CANOGA PARK, CA 91304**  
**(213) 341-7914**  
**VISA AND MASTER CHARGE ACCEPTED**

**CHALLENGING**  
**NEW—EXCITING**



**NEW GAMES**

\***BLACK KNIGHT**—A TRS-80 Level II 10K Basic cassette game with sound. A super dungeon game in a maze complete with traps, treasures, and monsters. You will never be bored with over a **MILLION** random dungeons. (BK-1) \$7.95

\***ACTION PACKAGE 1**—One TRS-80 Level II Basic cassette with **TWO** new games:

- 1) **BOMBER**—Taking off, dodging obstacles, bombing targets, and landing safely will require your skill in the pilot's seat.
- 2) **TORPEDO**—You'll have hours of fun trying to torpedo a fleet of assorted deadly enemy ships. Games with graphics and sound. (AP-1) \$8.95

\***ACTION PACKAGE 2**—A TRS-80 Level II Basic cassette with graphics and sound:

- 1) **INDY 500**—Test your driving skills in this arcade-like game.
- 2) **STAR FIGHTER**—Have fun chasing Death Star fighters and shooting them out of the sky. (AP-2) \$8.95

\***ACTION PACKAGE 3**—A TRS-80 Level II Basic cassette with graphics and sound:

- 1) **BOMB THE CITY**—Fly your bomber over a large metropolis and see how many tall buildings you can level.
- 2) **PINBALL**—This cassette will put the action and thrill of a pinball machine into your own home without the expense of a real machine. (AP-3) \$8.95

**FAST DELIVERY**

(PA residents—add 6% tax)

Send your check or money order now to:

**JMS Corp. Box 18083 ✓249**  
**Pittsburgh, Pa. 15236**

**PROgrammer**  
**for programmers**

Level II Basic is great, but it can be better — with PROgrammer. This utility package includes:

- Renumber
- Pack
- Append
- Move

and more! Take the drudgery out of writing programs, and give your programs the professional look without hours of extra effort — with PROgrammer.

PROgrammer is available on cassette for \$25. Specify a 16, 32, or 48 K version when ordering. California residents add 6% sales tax.

**ALSO AVAILABLE:** Merge, copy, and identify your system tapes with the **System Tape Utility**. Displays the file name, low address, high address, length, and entry point for each tape. \$12 on cassette. ✓241

**Rational Software**  
**963 East California Blvd.**  
**Pasadena, California 91106**

**A T LAST**

**TRS-80<sup>®</sup>**  
**SOFTWARE AT**

**DISCOUNT**

TRS-80 is a trademark of Tandy Corp.

**20%**

D S  
Price

Temple of Apshai	19.96
Morloc's Tower	11.96
Rescue at Rigel	15.96
Pinball	11.96
Star Trek (acorn)	7.96
Android Nim	11.96
Owl Tree	7.96
System Savers	11.96
Disk Utility (acorn)	15.96
Basic Translator	23.96

send check or MD plus \$1  
 p&h -or- 25¢ & sase for  
 complete listing to:

✓424

**Discount Software<sup>®</sup>**  
**P.O. Box 9985**  
**Washington DC 20015**

TRS-80

**Software**  
**Efficiency**

THE **VERBNOUN** SERIES

(PRICES: DISK-CASSETTE-MANUAL)

**SORTFILE** \$23.95-\$19.95-\$3.00

- \* Internal speed: 500 records/4 secs
- \* Multiple keys, of any mixture of data types and of ascend-descend directions
- \* Six output options: new data file, file with selected and/or reshuffled data fields in records, two kinds of index file, or output to screen and/or printer directly
- \* Needs just 1 disk and 16 K memory
- \* **SEEFIL** utility included free

**UTILITIES PACK** \$28.95-\$24.95-\$3.00

<b>SEEFIL</b>	<b>MERGFIL</b>
<b>CUTFIL</b>	<b>SEEREC</b>
<b>JOINFIL</b>	<b>FIXREC</b>
<b>PRINFIL</b>	<b>ADDREC</b>

**BOTH** ✓399 \$43.95-\$39.95-\$3.00

**SOFTWARE EFFICIENCY** 314-863-7187  
**7800 Stanford Avenue, St Louis, MO 63136**

**PPI-80**

**PARALLEL I/O**  
**FOR THE TRS-80**

\* See Article in Sept. Issue.

The PPI-80 is a complete parallel I/O interface designed specifically for the TRS-80, consisting of 3 complete 8 bit I/O ports including such features as:

- switch selectable address decoding
- complete on board regulated power supply
- TTL compatible I/O lines conveniently available through 16 pin sockets
- +5 volts and ground at each socket
- 3 software selectable modes of operation
- handshaking
- plugs into keyboard or expansion interface
- on board kluge area for experimenting
- provisions for interfacing Sears-BSR-RS home controller

**Possible applications include:**

- bidirectional communication between microcomputers
- parallel printer interface
- wireless home control via BSR home controller
- direct control of lights, appliances, and motors
- interfaces to many popular boards including A/D-D/A converter and an EPROM Programmer

PPI-80 is available now and can be purchased in several forms

Completely assembled and tested	\$119.95
Complete kit with all parts	89.95
Bare board drilled and etched with assembly manual	25.95
Accessories:	
8 channel A/D - 2 channel D/A by Optimal Technology	\$115.00
EPROM Programmer Model EP-2A-79 by Optimal Technology	155.00

To order, send payment plus \$2.00 shipping and handling to:

**QUANT SYSTEMS**  
**P.O. BOX 628**  
**CHARLESTON, S.C. 29402**

S.C. residents add 4% sales tax  
 Overseas orders add \$5 for shipping

✓289  
**Quant**  
**systems**

**p.o. box 628**  
**charleston sc**  
**29402**

Port A or Port B. The PIA can then output the data to another external device in a similar fashion.

Mode 2 permits bi-directional communication with a peripheral device. Port C is used to determine the direction of data flow in both Ports A and B.

Initially, we connected the interface for mode 0 operation. However, this required a separate flip-flop which latched the TRS-80 into a Wait state until the data strobes arrived. There was nothing wrong with this as long as the data strobes were physically present to bring the TRS-80 out of this Wait condition.

We worried that the memory might not be refreshed, but Radio Shack kindly informed us that the Z-80 memory refresh cycle continued even in this state. The Z-80 simply executes NOPs during Wait to activate the refresh register.

However, of the eight different TRS-80's we connected to this interface, one unit apparently did not refresh during Wait, but did perform all other functions correctly.

Since it is unlikely that most users will have checked the Wait function, and since the additional flip-flop can be eliminated in mode 1, we abandoned mode 0 operation.

Though the techniques we use do not take full advantage of handshaking, the TRS-80 is

committed to reading the DVM as quickly as possible once the subroutine is accessed and is not allowed to perform any other function. It constantly polls Port C for the strobe marking the next digit to be read. After reading and strobing this data (approximately 50 microseconds), the TRS-80 returns to polling Port C.

### The 8255 Circuit

The complete interface circuit wiring diagram is shown in Fig. 1. The 8255, designated as IC2, is used in mode 1 operation.

Ports A and B are both inputs

and Port C directs the interface. The PIA is addressed by the TRS-80 whenever the instruction OUT 240 through OUT 243 is used. This address is decoded by the eight input NAND gate, ICI, and the address lines A0 and A1.

Port A reads the digital data in BCD form. Since this information is desired in ASCII, the two high order bits PA4 and PA5 are connected directly to +5 volts. Thus, the number four is read as 34, which is decoded in ASCII as 4.

Port B reads all of the residual information about the sign of

the number and the range. As we will see, it is important to know if the DVM is measuring resistance. Pin PB1 reads this information.

It is also important to know if the DVM is connected to the interface circuit. Pin PB0 measures the DC supply voltage to determine not only if it is connected, but also if it is turned on. If neither of these conditions is fulfilled, the program returns immediately to BASIC.

Of the three ports, Port C has the most work to do. Since the data from the DVM is stored in a string, it is necessary to deter-

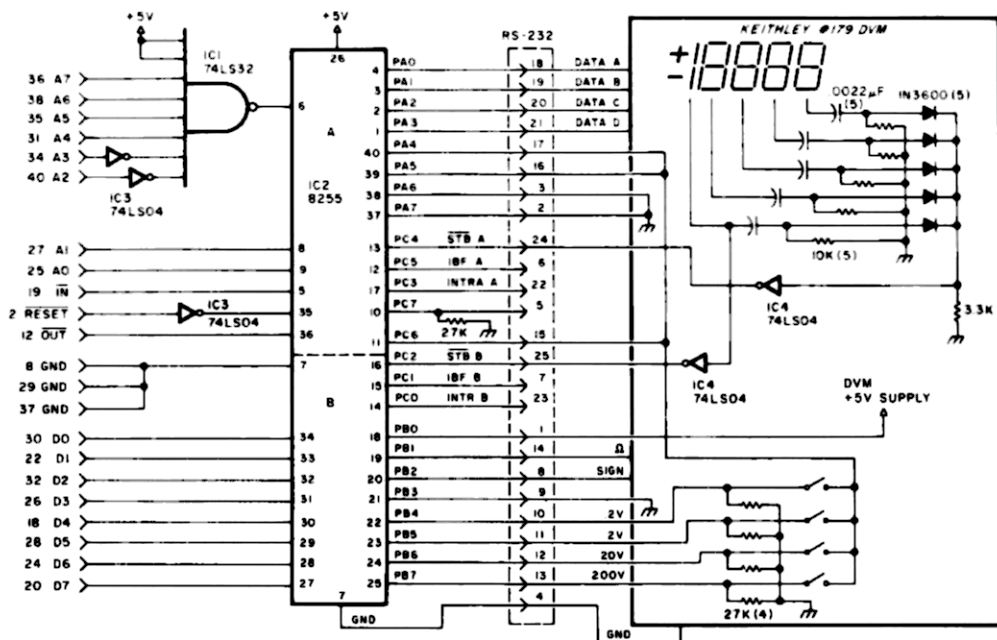


Fig. 1. Interface wiring diagram. The additional 5-volt power supply needed for the 8255 is not shown.

## DISCOUNT PRINTER RIBBONS

# 40% OFF!! OR MORE!

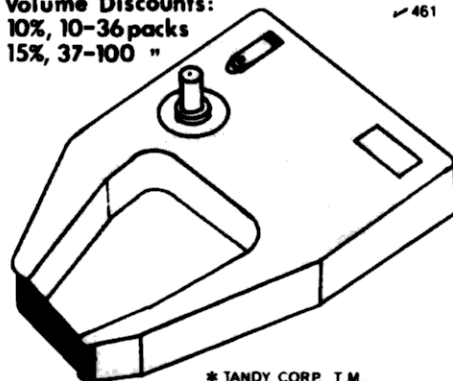
**BRAND NEW, TOP QUALITY, EXACT REPLACEMENT RIBBONS FOR ALL OF THE DOT MATRIX TRS-80\* & CENTRONICS PRINTERS:**

Your PRINTER	RETAIL LIST	Wholesale Price	ITEM NUMBER
TRS-80 LINE PRINTER II	18.95+Tax (3 PACK)	11.95 PER 3 PACK	C-700
TRS-80 LINE PRINTER III	21.95+Tax (IN CART.)	12.95 PER RIBBON	T-3
TRS-80 TRACTOR FEED	18.95+Tax (3 PACK)	11.95 PER 3 PACK	C-700
CENTRONICS MODS 700-704	18.95+Tax (3 PACK)	11.95 PER 3 PACK	C-700
CENTRONICS #730	18.95+Tax (3 PACK)	11.95 PER 3 PACK	C-700
CENTRONICS #737	18.95+Tax (3 PACK)	11.95 PER 3 PACK	C-700
CENTRONICS #779	18.95+Tax (3 PACK)	11.95 PER 3 PACK	C-700

Send order blank below & PAYMENT (Min. \$20) TO:

**ANCIE LABORATORIES**  
9202-9206 BALTIMORE BOULEVARD  
COLLEGE PARK, MD 20740  
(301) 345-6000

Volume Discounts:  
10%, 10-36 packs  
15%, 37-100 "



**MINIMUM ORDER: \$20.00** No shipping charges or taxes.  
PLEASE SEND ME: C-700, 3 RIBBON PACKS & T-3 RIBBONS.  
I WILL USE THESE RIBBONS ON A \_\_\_\_\_ PRINTER.

\$ \_\_\_\_\_ ENCLOSED ... SEND C.O.D. ( )

Name \_\_\_\_\_

Address \_\_\_\_\_

City, State, Zip \_\_\_\_\_

ANCIE LABORATORIES 9202-9206 Baltimore Blvd. College Park, MD 20740 301-345-6000

\* TANDY CORP. T.M.



# Now NRI takes you inside the world's most popular microcomputer to train you at home as the new breed of computer specialist!

**NRI teams up with Radio Shack to teach you how to use, program and service microcomputers...make you the complete technician.**

It's no longer enough to be just a programmer or a technician. With microcomputers moving into the fabric of our lives (over 200,000 of the TRS-80™ alone have been sold), interdisciplinary skills are demanded. And NRI can prepare you with the first course of its kind, covering the complete world of the microcomputer.

## **Learn At Home in Your Spare Time**

With NRI training, the programmer gains practical knowledge of hardware, enabling him to design simpler, more effective programs. And, with advanced programming skills, the technician can test and debug systems quickly and easily.

Only NRI gives you both kinds of training with the convenience of home study. No classroom pressures, no night school, no gasoline wasted. You learn at your convenience, at your own pace. Yet you're always backed by the NRI staff and



your instructor, answering questions, giving you guidance, and helping you over the tough spots.

## **Explore the TRS-80 Inside and Out**

NRI training is hands-on training, with practical experiments and demonstrations as the very foundation of your knowledge. You don't just program your computer, you introduce and correct faults...watch how circuits interact...interface with other systems...gain a real insight into its nature.

You also build test instruments and the NRI Discovery Lab, performing over 60 separate experiments in the process. You learn how your trouble-shooting tools work, and gain greater understanding of the information they give you. Both microcomputer and equipment come as part of your training for you to use and keep.

## **Send for Free Catalog... No Salesman Will Call**

Get all the details on this exciting course in NRI's free, 100-page catalog. It shows all equipment, lesson outlines, and facts on other electronics courses such as Complete Communications with CB, TV and Audio, Digital Electronics, and more. Send today, no salesman will ever bother you. Keep up with the latest technology as you learn on the world's most popular computer. If coupon has been used, write to NRI Schools, 3939 Wisconsin Ave., Washington, D.C. 20016.



**Training includes TRS-80 computer, transistorized volt-ohm meter, digital frequency counter, and the NRI Discovery Lab with hundreds of tests and experiments.**

(TRS-80 is a trademark of the Radio Shack division of Tandy Corp.)



### **NRI Schools**

McGraw-Hill Continuing Education Center  
3939 Wisconsin Avenue  
Washington, D.C. 20016

**NO SALESMAN WILL CALL**

Please check for one free catalog only.

- ☐ Computer Electronics Including Microcomputers
- ☐ TV/Audio/Video Systems Servicing
- ☐ Complete Communications Electronics with CB • FCC Licenses • Aircraft, Mobile, Marine Electronics
- ☐ CB Specialists Course

- ☐ Digital Electronics • Electronic Technology • Basic Electronics
- ☐ Small Engine Repair
- ☐ Electrical Appliance Servicing
- ☐ Automotive Mechanics
- ☐ Auto Air Conditioning
- ☐ Air Conditioning, Refrigeration, & Heating including Solar Technology

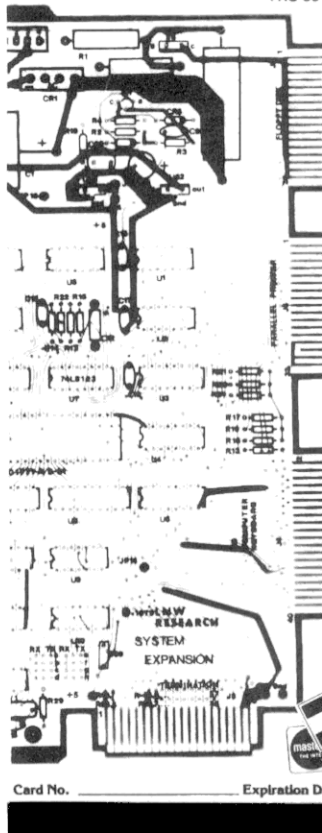


All career courses approved under GI Bill.  
☐ Check for details.

Name \_\_\_\_\_ (Please Print) Age \_\_\_\_\_  
Street \_\_\_\_\_  
City/State/Zip \_\_\_\_\_  
Accredited by the Accrediting Commission of the National Home Study Council

179-100

TRS-80 is a registered trademark of TANDY CORP.



## SYSTEM EXPANSION

FOR THE  
**TRS-80™**

AT  
**\$69.95** [PC BOARD &  
USER MANUAL]

- SERIAL RS232C/20 mA I/O
- FLOPPY CONTROLLER
- 32K BYTES MEMORY
- PARALLEL PRINTER PORT
- DUAL CASSETTE PORT
- REAL-TIME CLOCK
- SCREEN PRINTER BUS
- ONBOARD POWER SUPPLY
- SOFTWARE COMPATIBLE
- SOLDER MASK, SILK SCREEN

## LNW RESEARCH

8 Hollowglen St. Irvine CA  
714-552-8946 92714

TO ORDER  
P.O. Box 16216 Irvine CA 92713  
Add \$3 for postage and handling.  
CA residents add 6% sales tax

Card No. \_\_\_\_\_ Expiration Date \_\_\_\_\_ Signature \_\_\_\_\_

mine the arrival of the first digit. The digit strobes are differentiated by RC circuits which are physically wired inside the DVM. Each circuit is an input for a diode OR circuit which then applies a signal to STB(B) at the arrival of a digit strobe—not necessarily the first one.

The first digit strobe is also connected to STA(A). Since this strobe is differentiated, this pin returns almost immediately to a logic 1 state, and, about 0.3 microseconds later, IBF(A) will be set to logic 1. If both IBF(A) and INTE(A) are high, then INTR(A) will be set to a logic 1 state. The computer can check the level of INTR(A) to determine when the first digit strobe arrives.

The actual execution of the main program takes less than 100 microseconds, and the remaining digits can be read in turn by checking INTR(B).

The PIA IC2, the eight-input NAND gate IC1, and the inverter IC3 are mounted in a minibox with a separate power supply as shown in Photo 2. About 60 mA total current is required by these chips, and neither the TRS-80 nor the Keithley DVM have that much to spare. A separate +5 volt power supply was used.

The interface box is attached by ribbon cables to the rear of the TRS-80 and to the Keithley DVM to a 40 pin jack that we mounted on the rear of the voltmeter. In this way, the adapter can be used for interfacing other equipment to the TRS-80.

When operating the three PIA ports as input, it is advisable to return the pins to ground through a resistor as is shown for pins PB4-PB7. We chose the 27000 ohm resistors because we had so many of them in our stock, but somewhat smaller or larger resistors would work just as well.

The decimal is not read as input data by Port A. The information is obtained through each range switch input on Port B. Moreover, we assume that the user knows whether volts, amps, or ohms are being measured. The wiring and the program are simplified by that assumption.

If the voltmeter is set to ohms,

then PB1 will be set high, but that particular piece of information is determined only to place the decimal point correctly. The sign is determined by the logical value at pin PB2. If it is positive, then that point must register a logical 1.

Finally, pin PB0 determines that the digital voltmeter is turned on by checking its power supply. If the power is off, the program returns to BASIC with a reading of 0. This pin is continually polled during the execution of the program. If the five-volt power supply is off, no strobes appear and the program finds itself in an endless loop.

Using a PIA simplifies the circuit enormously. Only four integrated circuits are actually needed, and the software control subroutine is concise and easily written.

The PIA is controlled through Port 243. This is not real port, but selects the control word that defines the mode of the PIA ports (Fig. 2).

Selecting Ports A and B as input and both upper and lower halves of Port C as an output when the chip is operating in mode 1 means that the control word should be 10110110 or B6H. This mode continues until changed by writing a different control word to 243.

### Imbedding the Subroutine

The machine language subroutine can be imbedded in the BASIC program by using string packing techniques. These were described among others by Mike Schmidt and Leo Christopherson in the May/June and July/Aug., 1979 issues of *80-U.S.* and by James Garon in the July, 1979 issue of the Orange Country Users Group Newsletter.

The machine code is literally stored as bytes in a character string in a BASIC statement. The starting address of this string is then passed on to the USR subroutine. Calling USR, accesses the machine language program.

The first step in the process is the creation of a program which will store the machine code as bytes in a string. The following statement defines a string vari-



**MULLEN Computer Products**

# M-80

## CONTROL BOX

**TRS-80 accessory**

The M-80 OCTOPORT is a simple to use interface for the TRS-80 COMPUTER. You can control 8 external devices and sense 8 external conditions. Each output uses a reed relay and each input an opto-isolator to electrically isolate your TRS-80.

One or more controllers can be connected to either the interface connector or the screen printer connector.

Each OCTOPORT is shipped completely assembled, tested and INCLUDES the interconnector cable, a UL approved power pack, and a 1 year warranty.

M-80  
OCTOPORT  
\$159.

ASSEMBLED BURNED-IN & TESTED

Use your TRS-80, and our M-80 control box to program control energy savings devices at home or in your business. Send for our free application notes today.

285

MULLEN COMPUTER PRODUCTS, BOX 6214, HAYWARD, CA 94544  
OR PHONE (415) 783-2866. VISA/MASTERCARD ACCEPTED.  
INCLUDE \$1.50 FOR SHIPPING & HANDLING. CALIFORNIA RESIDENTS ADD TAX.

able which must contain as many bytes as the machine language program:

9000 A\$ = ".....1.....2....."

The line number 9000 is arbitrarily chosen, but to append this program to another, the line number should be larger than the other numbers in the BASIC program. The machine language subroutine is POKEd into the addresses corresponding to the bytes in the string. Each of the bytes represented by an asterisk or a number is replaced by one byte of the machine language program.

The input buffer, which interprets each line of a BASIC program before storing the line in memory, is only 255 bytes long. Therefore the machine language subroutine must not exceed 255 bytes, less the number of bytes needed for the line number and the characters A\$=" and the closing quotation mark.

The next step in the process picks up the beginning address of the string. The following

statements are needed:

```
9010 A1 = PEEK (VARPTR(A$) + 1)
9020 A2 = PEEK (VARPTR(A$) + )
9030 A3 = A2*256 + A1
```

These statements set A1 equal to the least significant byte of the starting address of the string, A2 equal to the most significant byte of the address of the string, and A3 equal to the starting address of the string in decimal form.

The USR function in Level II BASIC looks for the least significant byte of the starting address of the machine language subroutine at location 16526 and the most significant byte of the address at 16527. The following statement passes the beginning address of the string to these locations:

```
9040 POKE 16526,A1: POKE 16527,A2
```

Before storing these statements as a subroutine, the characters in the string must be replaced with the machine language program. After assem-

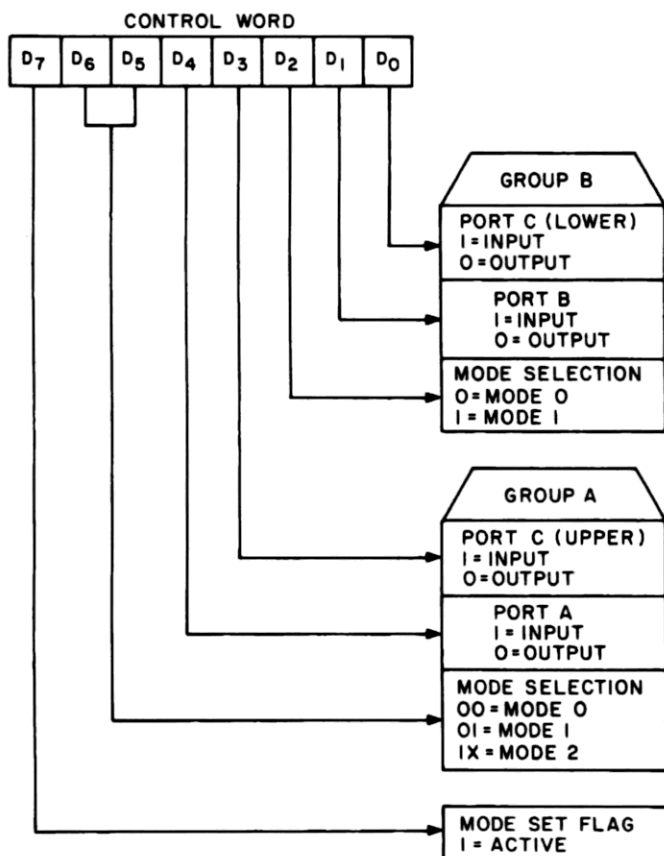


Fig. 2. Control word format for operation of 8255 peripheral interface adapter (Courtesy Intel Corp.).

# NEVER UNDER SOLD


Find the best price you can in this magazine on a box of 10, Verbatim 5 1/4 inch Floppies and subtract \$.50: THAT'S OUR PRICE— We include the shipping (please figure the competitor's shipping and handling charges in your computation).<sup>\*</sup> Compare our prices on other equipment; if we're not the least expensive, give us a call. If you don't see it, give us a call. WE HAVE LOTS OF STUFF!!

## THIS MONTH'S SPECIALS

<b>SPECIAL #1</b> If you purchase the "TRS-80 DISK AND OTHER MYSTERIES" Book for the regular price of ..... \$22.50 you can buy 10 VERBATIM DISKETTES AND a plastic library case for ..... \$22.00 <b>TOTAL \$44.50</b>	<b>SPECIAL #2</b> If you purchase APPARAT NEWDOS+ for the regular price of ..... \$99.95 you can buy 10 VERBATIM DISKETTES AND a plastic library case for ..... \$5.00 <b>TOTAL \$104.95</b>
<b>SPECIAL #3</b> If you purchase APPARAT NEWDOS/80 for the regular price of ..... \$149.00 we will give you a box of VERBATIM DISKETTES AND a plastic library case ..... FREE <b>TOTAL \$149.00</b>	<b>SPECIAL #4</b> If you purchase the MICROSOFT BASIC COMPILER for the REDUCED PRICE of ..... \$190.00 we will give you a box of VERBATIM DISKETTES AND a plastic library case ..... FREE <b>TOTAL 190.00</b>


## PRICE LIST

<b>Blank Diskettes</b> Verbatim 5 1/4 " ..... \$26.50 Verbatim 8 " ..... 30.00 Verbatim 8 " Double Density ..... 44.00 <b>Aids</b> Percom Separator ..... 27.00 Flippy Kit ..... 11.95 16K Ram Kit (200ns) ..... 49.00 Hard Hole Tool ..... 4.00 refills (50) ..... 9.95 Plastic Storage Box 8 " ..... 3.00 Plastic Storage Box 5 1/4 " ..... 2.50 Plastic Diskette Sheets (10) ..... 6.95 <b>Software</b> We have lots!! ..... CALL <b>Hardware</b> SOROC IQ120 ..... 775.00 CENTRONIX 737 ..... CALL ANADEX DP-8000 ..... 855.00	PAPER TIGER w graphics ..... 939.00 LOTS MORE PRINTERS IN STOCK ..... CALL LEDEX VIDEO 100 12" ..... 124.95 SHUGART SA 400 (35 track same as Tandy) ..... 349.00 API B-51 (40 track) ..... 359.00 PERTEC (40 track) ..... 359.00 <b>Supplies</b> 9 1/2 " x 11 " Paper ..... 20.50† 11 " x 14 " Paper ..... 32.85† Labels, Print Wheels, Ribbons ..... CALL <b>SEND FOR FREE CATALOG</b> †Add shipping for paper only. *OFFER good as supply lasts. <b>Free shipping for orders over \$20.00.</b>
--	---

**Alpha Byte Storage** ✓ 69   
**4636 Park Granada**  
**Calabasas, California**  
**91302 (213) 883-8594**  
 All drives are brand new and include chassis and power supply.



this  
publication is  
available in  
microform



Please send me additional information.

**University Microfilms  
International**  
300 North Zeeb Road  
Dept. P.R.  
Ann Arbor, MI 48106  
U.S.A.  
18 Bedford Row  
Dept. P.R.  
London, WC1R 4EJ  
England

**80** microcomputing™

**BINDERS  
order  
yours  
today**



Keep your library of 80 Microcomputing safe from loss or damage in these handsomely appointed binders with rich dark green covers and gold lettering. Each binder holds 12 issues making an EXCELLENT REFERENCE HANDBOOK. Several binders form a quality library you can be proud of.  
\$7.50 each... 3 for \$21.75  
6 for \$42.00

Send check or money order only to:  
80 MICROCOMPUTING BINDERS  
P.O. Box 5120, Phila., PA 19141

Please no C.O.D. orders. no phone orders.

Allow 6-8 weeks for delivery.

**BY THE  
TIME  
YOU  
READ  
THIS  
AD,**



dial (617) 373-1599 and order Insort-80, your TRS-80\* microcomputer would have sorted 1,200 names and addresses, 10,000 numbers, or any other Random Disk File from your Basic program... for only \$49.95!

*"Let us sort things out for you!"*

**S&M SYSTEMS, INC.**

P.O. Box 1225  
2 Washington Street  
Haverhill, Massachusetts 01830

Approximate Sort Time for Insort-80 is eight minutes.  
TRS-80 is a registered trademark of the Tandy Corporation.

bling the program using the Editor/Assembler, the machine language code is written in data statements in decimal form:

```
10010 DATA 217,221,229,245,175,40,1,1,1,1,
1,1,1,1,1,1,79,6,5,221
10020 DATA 42,142,64,221,54,7,45,62,147,
211,
243,62,128,211,242,219,242,87,
175,211
```

plus as many additional data statements as are necessary. Any number of bytes, up to approximately 250, can be entered into a single data statement, but editing a data statement containing more than 20 bytes is inconvenient and time consuming. In general, the actual number of bytes in a data statement and the format seems to vary widely according to individual preferences. The one used here is easy for us to edit and modify.

After writing N bytes into data statements, the following steps read them into the string:

```
10100 RESTORE
10110 FOR I = 0 TO N-1
10120 READ D: POKE A3 + I, D
10130 NEXT I
```

The complete program for reading the DVM subroutine into a string is shown in Program Listing 1. The first statement sets aside enough bytes for storing the string. This statement must exist in the BASIC program where this subroutine will be used.

When storing this subroutine on tape, only five steps, 9000 through 9040, will be retained. All other statements in the program in the listing may be deleted. The subroutine may form part of a general library of subroutines that are appended to a BASIC program. The symbols A1-A3 and A\$ are arbitrary and may be changed and the line numbers may be renumbered at any time. Statement 9000 contains the machine language subroutine which is called by the statement X = USR(0). Any number of subroutines may be included in a program. It is only necessary to POKE the starting address of the subroutine into locations 16526 and 16527 each time that you wish to change the subroutine called by the USR function.

Even if the subroutine de-

## MORE FROM MANHATTAN

### APPLICATIONS

**CALCULATOR PLUS** makes your TRS-80 a printing calculator, or an excellent on-screen calculator without a printer. Chain and mixed calculations, memories for answer storage or calculations with constants. On-screen or printed review of long add-and-subtract operations. Optional dollar format. MPC-1 \$9.95

**CHECKBOOK PLUS** solves the problem of monthly bank statement reconciliation, without cumbersome tape record-keeping. Just do your checkbook once a month and let Checkbook Plus handle all the details and find the errors. MCB-1 \$9.95

**CALCULATOR & CHECKBOOK PLUS** on one cassette. MC-2 \$14.95

**THE LISTMAKER** Powerful, versatile program allows entry of 400 names or items, with codes, in 16K. Lists by code on-screen or to printer. Sorts, provides editing of entry or code, dumping, loading lists. Pull any category from list in seconds. MLM-1 \$9.95

### DIVERSIONS

**GIN RUMMY 2.0** plays a strong game, good enough to challenge an expert player. Plays a full regulation game, keeps score to game and changes strategy to counter opponent's play. A program you'll enjoy playing against and trying to beat. MGR-1 \$14.95

**LABYRINTH RUN** A fast action game, racing through sharp turns, slaloms and narrowing passages. Set a record time—or hit a wall and you're out. Each labyrinth has Sprint and Full courses, with three levels of skill. A fascinating test of coordination and skill. High speed graphics. MLR-1 \$9.95

**E.S.P. LAB** Based on the famous Duke University experiments. The computer selects symbols at random to display on the screen for E.S.P. trials. Analyzes trial results for direct telepathy, precognition, postcognition. Special tests for precognition and telekinesis. Machine-language graphics. MTL-1 \$9.95

**MANHATTAN SOFTWARE, Inc.** ✓90  
P.O. Box 5200 Grand Central Station  
New York City, New York 10017




Photo 1. Front panel of Keithley digital voltmeter.

scribed here is the only one used in a program, it is desirable to access it in the following way:

```
2000 FOR N = 0 TO 99
2010 GOSUB 9000
2020 X = USR(0)
2030 NEXT N
```

The important step is line 2010. If any BASIC statement is inserted into the program at any time, the BASIC interpreter automatically reallocates memory storage of the rest of the BASIC program including the string containing the subroutine. The validity of the addresses that have been so carefully POKEd into locations 16526 and 16527 is lost. To restore that validity, the beginning address must be rePOKEd into those memory locations. Although it adds some time to the program, lines 2010 and 2020 should always be coupled in writing BASIC programs.

#### Subroutines from Disk

If the program is to be used with Disk BASIC, then, as Garon has pointed out, it is necessary to replace line 9040 with 9040 DEFUSRO = A3.

The subroutine can then be called with the statement X = USR(0). Subroutines stored in Disk BASIC are even more easily appended to BASIC programs. The greater storage capacity and speed of the disk simplify programming, and line renumbering is a utility usually available in most disk operating systems. The procedure is quite similar to that used in large computers when accessing library subroutines.

After the data statements are read and the code POKEd into the string, line 9000 now has bytes in the string that BASIC in-

terprets in several ways. For example, suppose that line 9000 originally set aside 10 bytes for a subroutine consisting of the following: 49,50,51,52,53,54,55,56,57,58. This subroutine does nothing, but after POKing the bytes into the string, line 9000 would look like this: 9000 A\$ = "123456789:". These are the ASCII equivalents of the bytes in the string.

The Level II BASIC interpreter checks each byte in a BASIC statement to determine if it is:

- A) A control code;
- B) An ASCII character;
- C) A token;

The second edition of the Level II BASIC reference manual provides more information about this procedure on pages C/2 and 3, and page E/1. When the interpreter sees a byte between 21H and 5FH, it interprets that byte as an ASCII character in the way shown in this illustration.

One byte in this group must be avoided, 22H. This is interpreted as the ASCII character and signifies the end of the string.

For bytes between 80H and FAH, and for the byte FFH, the interpreter sees that bit 7 is set and understands that the byte is a token for one of the BASIC functions. This results in less memory being needed in Level II for storing a BASIC program and gives an interesting appearance to the string.

Unfortunately, the second edition of the Level II manual overlooks the token for 80H (128D) which is END and the token for 255 which is ISA. If the data statement in the example contains the code 229,213,195,

# MARK GORDON COMPUTERS

DIVISION OF MARK GORDON ASSOCIATES, INC.

15 KENWOOD ST., CAMBRIDGE, MASSACHUSETTS 02139

(617) 491-7505

✓270

## COMPUTERS

Level-II 4K System.....	529.00
Level-II 16K System.....	659.00
Model-II 64K System.....	3499.00

## DISK DRIVES

40 Track 5 1/4 inch drive.....	319.00
77 Track 5 1/4 inch drive.....	549.00
4 Disk Drive Cable.....	39.00

## PRINTERS

Centronics 730.....	599.00
Centronics 779-2.....	799.00
Centronics 737.....	849.00
Comprint 912p.....	599.00
Integral Data 440G.....	999.00
NEC 5510 w-tractor.....	2679.00
TI 810 Basic.....	1895.00

## MISC HARDWARE

Expansion int. TRS-80(Ok).....	249.00
Novation Cat modem.....	159.00
16K Memory Kit.....	49.00
Leedex Monitor.....	109.00
Printer Cable for above.....	49.00
ISO-2 Isolator.....	54.00
AC LINE FILTER.....	24.00

## STORAGE MEDIA

Verbatim-box 10-5 1/4.....	25.00
Memorex-box 10-5 1/4.....	22.00
Plastic Storage Box.....	5.00

## OPERATING SYSTEMS

NEWDOS by APPARAT INC.....	49.00
NEWDOS+ by APPARAT INC.....	99.00
MMS FORTH DISKETTE-PRIMER.....	79.95

## DISKETTE TRS-80\*

### BUSINESS SOFTWARE BY SBSG

Free enhancements and upgrades to registered owners for the cost of media and mailing. 30 day free telephone support. User reference on request.

Fullly Interactive Accounting Package. General Ledger. Accounts Payable. Accounts Receivable and Payroll. Report Generating.	
Complete Package (requires 3 or 4 drives)	\$475.00
Individual Modules (requires 2 or 3 drives)	\$125.00
Inventory II: (requires 2 or 3 drives)	\$ 99.00
Mailing List Name & Address II (requires 2 drives)	\$129.00
Intelligent Terminal System ST-80 III:	\$150.00
The Electric Pencil from Michael Shrayner	\$150.00
File Management System:	\$ 49.00

#### FINE PRINT

TRS-80 is a Tandy Corporation trademark. Use of above operating systems may require the use of Radio Shack TRS-DOS. Radio Shack equipment subject to the will and whim of Radio Shack.

#### ORDERING INFORMATION

We accept Visa and Mastercharge. We will ship C.O.D. certified check or money orders only. Massachusetts residents add 5 percent sales tax.

The Company cannot be liable for pictorial or typographical inaccuracies.

## Client Write-Up System\*

The Client Write-Up System allows for the quick preparation of financial records (General Ledger, Balance sheet, Income Statement) for a client.

One time entry of general ledger and payroll accumulation by employee.

Calculates and accrues employer taxes for Social Security, Federal and State U/C taxes. User furnishes the taxable wages and rates and the computer sets up the liability and expense.

Allows up to ten repetitive entries for depreciation and amortization of prepaid expenses, which are entered into the Client Master File and automatically updated monthly.

General ledger account and employee names are displayed when keyed by the user.

Can consolidate individual master files into one profit and loss statement, and one balance sheet.

All constants such as tax rates, taxable wages, etc. are user furnished in the Client Master file.

### Reports

Trial Balance	Comparative I/S and B/S
General Ledger	941, W-2
Income Statement	\$1500.00
Balance Sheet	

## Time Analysis System\*

Accurate accounting of the billing of time and services rendered is the goal of the Time Analysis System (TAS).

Activity file can be custom tailored by the organization to fit individual business applications.

Employee time is categorized into different activities.

Activities are entered into the client file and reflect the activity performed, and the time spent by the employee.

Rates are assigned to each employee and are used to bill the employee's time.

Rate and activity amounts to be billed are computed and maintained as a Work-In-Progress amount.

All or part of the Work-In-Progress amount is transferred into an accounts receivable amount at the end of the month.

Statements are printed reflecting the accounts receivable amount owed by the clients.

### Reports

Activity File	Client Activity Ledger
Employee File	Statements
Employee Activity Report	\$200.00
Client File	

## Asset Depreciation System\*

The goal of the Asset Depreciation System (ADS) is to keep accurate records of a client's assets and subsequent depreciations.

Depreciation of a given asset is computed by one of five standard methods: Straight Line, Sum-of-the-Year's-Digits, Double Declining Balance, 1.50 Declining Balance, and 1.25 Declining Balance.

Dates used with the purchase of the asset are rounded to the nearest month start.

An asset, at the end of useful life, is terminated by one of four methods of disposal.

ADS houses a general ledger chart of accounts so that the accountant's own general ledger may be easily cross-referenced with the ADS.

The asset cost and accumulated depreciations are grouped by the ADS general ledger.

### Reports

Fixed Asset Ledger	COA listing
Asset Depreciation	Equipment File Listing
Schedule	\$200.00

### \*Hardware Requirements

MOD II w/ 64K RAM	or	MOD I w/ 32K RAM
132 Column Line Printer		3 5 1/4" Disk Drives

**HMCT** The Complete Computer Company

Houston Micro-Computer Technologies, Inc.  
5313 Bissonnet Bellaire, Texas 77401 713/661-2205

219,241,211,243,217,209,201,  
then the resulting string would  
appear as:

9000 A\$ = PEEK = ERRINPCDBLORLENA  
BS(KEY\$"

all of which are tokens for this  
particular machine code.

Real problems begin when  
the interpreter encounters the  
bytes FB, FC, FD and particularly  
FE. All of these have a  
destructive appearance when  
the program is listed although  
the machine code remains intact  
with FB, FC and FD. For  
most scientific programs it is  
better to work around opcodes  
using these bytes, thereby making  
it simpler to debug and  
modify the programs. For these  
bytes and the following, the effects  
can be observed by POKE-  
ing the following bytes into line  
9000:

10000 DATA 49,58,51,52,CC,53,CC,54,CC,  
55

For CC, simply substitute the  
desired bytes, and after POKE-  
ing, list line 9000.

Similar problems occur when  
the interpreter encounters bytes  
below 20H. From the Level II  
manual, these bytes are used for  
control codes for I/O functions.  
Trouble starts with byte 0. The  
BASIC interpreter, seeing this  
byte, thinks that it has reached  
the end of a line and that the

next byte is the beginning of a  
new line. Machine code contain-  
ing this byte must be avoided at  
all times.

The next byte 01 causes no  
problems, since the BASIC inter-  
preter simply ignores it in dis-  
playing the string, although the  
machine code is stored in the  
correct memory locations. For  
example, if the data statement  
contains the bytes:

10000 DATA 49,50,51,52,1,53,1,54,1,55

then after reading this into the  
string line 9000 will have the ap-  
pearance: 9000 A\$ = "1234567"

The 01 byte has been ignored  
and it appears that the string on-  
ly has seven characters. But  
when the memory locations cor-  
responding to the string are ex-  
amined, all of the bytes are  
found in the right places.

The use of bytes seen as con-  
trol codes can be summarized  
as in Table 1. All bytes are  
shown in decimal form.

## Machine Language Subroutine

In constructing the machine  
language routine with the  
TRS-80 Editor/Assembler, we  
followed several principles.  
First, the subroutine is to be im-  
bedded in the BASIC program  
which dynamically reallocates it  
to different portions of memory  
and obviates setting aside any  
specific portion of memory.




Photo 2. Minibox containing complete interface circuit. Box is larger  
than necessary for future interfaces.



**ΩMEGA**  
SALES  
CO.

**"WHOLESALE COMPUTER PRICES"  
DIRECT TO THE PUBLIC**  
12 Meeting St., Cumberland, R.I. 02864



TRS-80  
Model II - \$3,500



Apple II  
16K - \$999



INTERTEC SUPERBRAIN  
32K RAM - \$2449.00  
64K RAM - \$2649.00



Epson TX-80 - \$699



NEC 5510 Printer  
**\$2395**  
Tractor Feed Option  
\$180



Atari 800  
\$749



Soroc 120 - \$699

## PRODUCT SPECIAL OF THE MONTH!!

Products are  
NOW  
IN  
STOCK  
AT  
ΩMEGA  
Sales  
Co.

## CALL TOLL FREE FOR ΩMEGA'S PRICE!

ΩMEGA OFFERS THE BEST DELIVERY AND PRICE ON:

APPLE • ATARI • TRS-80 MODEL II • INTERTEC •  
T.I. 810 • HEWLETT-PACKARD-85 • SOROC •  
COMMODORE • NEC • QUME • CENTRONICS

ΩMEGA sells only factory fresh, top quality merchandise to our customers.  
ΩMEGA will try to match any current advertised price with similar purchase conditions.  
Before you buy anywhere else - be sure to call ΩMEGA Sales Co.

1-401-722-1027 or

**ΩMEGA TOLL FREE: 1-800-556-7586**

Overseas Inquiries Invited TELEX: 952106

ΩMEGA ships via UPS, truck, or air. COD's, VISA, Mastercharge accepted.

# ★★★ A PERCOM BULLETIN ★★★


## Adapter for TRS-80\* computer eliminates disk read errors

Garland, Texas — Harold Mauch, president of Percom Data Company, announced that the company is marketing a simple plug-in adapter for TRS-80\* computers that corrects a design deficiency in the disk controller circuit.

The problem, which causes disk read errors, has been traced to Tandy's reliance on a circuit internal to the FD1771 controller IC to perform the function of separating clock and data pulses.

As explained in the *Backgrounder*, use of the internal chip circuit for reliable data-clock separation is a design shortcut which the manufacturer of the controller IC warns against.

The Percom solution, a PC card adapter called the SEPARATOR™, eliminates the problem by substituting an explicit data separator circuit



*Percom adapter fixes TRS-80\* computer disk controller.*

— one which has been used reliably in Percom disk controllers since 1977 — for the internal IC separator circuit.

The SEPARATOR™ is installed without modifying the host system. The user merely removes the FD1771 IC from

the host controller, installs the IC in the DIP socket on the SEPARATOR™ card, and plugs the adapter into the vacated socket of the host controller.

Percom cautions that opening the Expansion Interface of the TRS-80\* computer, which is required to install the SEPARATOR™, may void the computer's limited 90-day warranty.

The SEPARATOR™, which sells for \$29.95, may be purchased from Percom dealers or ordered direct from the factory. The Percom toll-free order number is 1-800-527-1592.

Payment for mail orders may be made by certified check, cashier's check or money order, or charged to a Master Card or VISA account. Texas residents must add 5% sales tax.

## Percom Mini-Disk Drives Store More, Cost Less.



Percom mini-disk drives store more data, are more reliable, yet a 40-track Percom drive costs **\$100.00 less** than a 35-track Tandy drive.

You can store over 102 Kbytes per disk on Percom TFD-100™ 40-track drives, over 197 Kbytes per disk on TFD-200™ 77-track drives. A patch — supplied free on minidiskette — upgrades TRSDOS\* for operation with the newer 40- and 77-track drives.

Both TFD-100™ and TFD-200™ models are available in one-, two- and three-drive configurations.

Prices start at \$399 for a single-drive TFD-100™, \$675 for a single-drive TFD-200™. Drives are supplied with heavy-duty power supplies. Metal enclosure is finished in compatible silver enamel.

See your nearby Percom dealer or order direct by calling toll-free 1-800-527-1592.

## Five-Inch Disks Store More Than Eight-Inch Disks!

Garland, Texas — June 25, 1980 — Percom Data Company has begun production of a double-density disk controller adapter for TRS-80\* Model I computers.

Harold Mauch, president of Percom, made that announcement here today, saying that data storage capacity using the adapter and double-density disk operating system — which is included — can be increased to as much as 354 Kbytes per minidiskette.

By comparison, the maximum storage for larger eight-inch disk systems used with the TRS-80\*

Model I computer is about 290 Kbytes.

Mauch said the PC card adapter, which plugs into the controller chip socket of the computer Expansion Interface, works equally well for either single-density or double-density storage, and users may continue to run programs under TRSDOS\*, OS-80™ and other single-density operating systems with the adapter installed.

Price, for the plug-in adapter, the TRSDOS\*-like double-density DOS and a utility for converting files and programs from single- to double-density format is \$219.95.

## BACKGROUND

### CRC ERROR! TRACK LOCKED OUT!

*by the Technical Staff  
Percom Data Company*

This problem started while we were studying an annoying problem with the TRS-80\* computer. Disk drives sold by Percom are realigned and tested before shipment. We noticed, however, that some disk drives would pass the Percom inspection but just would not work reliably on the inner tracks with a TRS-80\* computer. These drives were within the manufacturer's specifications, and would function perfectly on other disk systems Percom manufactures — "perfectly" here meaning more than 50 million bytes read without error!

The disk read data separation arrangement in the TRS-80\* computer Expansion Interface uses an internal data separator of the FD1771 disk formatter/controller IC. Use of the FD1771 internal data separator is not recommended by Western Digital, the IC manufacturer. The following note appears on page 17 of the FD1771 data sheet:

Internal data separation may work for some applications. However, for applications requiring high data recovery reliability, WDC recommends external data separation be used.

We suspected the data separator because the problem was most severe on disk inner tracks where storage density is highest and data separation is most critical.

To prove our point, a technician breadboarded a standard Percom data separator circuit, and configured it to plug directly into the FD1771 IC socket of the TRS-80\* computer controller.

When connected to the TRS-80\* computer, a troublesome drive functioned perfectly! We ran a BACKUP utility many times and never got a track lock-out. Before we added the external data separator circuit to the computer, this same drive would always lock out tracks, and would have difficulty reading from the inner (higher number) tracks.

The Percom data separator circuit fixes the mini-disk controller of the TRS-80\* computer. The type of drives being used is irrelevant; the circuit eliminates disk read errors resulting from the inability of the Tandy controller design to reliably separate clock and data signals when reading high density inner tracks.

PRICES AND SPECIFICATIONS SUBJECT TO CHANGE WITHOUT NOTICE.

PERCOM DATA COMPANY, INC. 211 N. Kirby Street Garland, Texas 75042 (214) 272-3421

™ trademark of Percom Data Company, Inc.

\*trademark of Tandy Radio Shack Corporation which has no relationship to Percom Data Company.

**Program Listing 1.** The BASIC program listing. Lines 2000 to 2050 are a sample program in which the voltmeter reading is passed to the variable X.

The machine language subroutine is shown in Program Listing 2. The listing shows that memory location 72FIH has been chosen as the origin of the program. This selection is completely arbitrary, but some origin must be specified with the TRS-80 Editor/Assembler. This address is never used in the subroutine. If, after assembly, it or other addresses near it should appear in the code, the program contains, incorrectly, absolute jumps or loads.

Step 170 sets aside space for storing the decoded digits from the voltmeter. While only eight bytes are really needed, the control code for eight is one that is

The memory location 408EH holds the starting address of the subroutine and is loaded into the IX index register. Since a displacement may be added to the index register, it is possible

Second, as mentioned before, some machine codes were avoided. The subroutine is intended to be added to a number of different BASIC programs which need input data from a digital voltmeter. If it produces a

## 779 UPPER CASE/lower case "Conversion Kit I"

**Price \$125.00****Price \$95.00**

✓ 297

80 Microcomputing, October 1980 • 167



# IF YOUR CUSTOMER MAILING LIST HAS YOU NAILED...



behind a desk for hours at a time because of constant updates and changes, dial (617) 373-1599 and we'll explain our Customer Control Mail List System that has 670 customers per diskette; will store name and address information, reference code, plus variable selection codes for each customer; will display customer information of a video screen, print reports and mailing labels; will sort 670 names in less than 30 seconds; select, sort, and print 670 mailing labels in just over 30 minutes; has Partial Key Lookup and instantaneous display; has select/sort options by record sequence, last name, city, state, zip code or reference code; **and has a low price of only \$99.00!**

## S&M SYSTEMS, INC.

P.O. Box 1225 • 2 Washington Street  
Haverhill, Massachusetts 01830

## « MISOSYS »

**diskmod** Turn your Editor Assembler into a disk package. This patch modifies EDTASM 1.1 & 1.2 under 32K TRSDOS, NEWDOS, or VTOS! Features? Add full disk I/O, block move, global change, printer pagination with optional prompting, sorted symbol table, display memory utilization, correct DEFM expansion, protect memory, and recover after BOOT. From within the EDTASM you will have DIR, KILL, & FREE. This package is a must for assembler programmers! Priced at \$20.

**dsmlr ii** Complement your assembly language tools with this 280 disassembler which produces screen, printer, or disk file output. A 2-pass process provides SYMBOLS for 16-bit address and 8-bit relative references. EQUATES & ORG are generated. New version reads SYSTEM programs & displays load addresses. Priced at \$20 for disk systems. A 16K Tape Version (DSMLR I) is available for \$15.

**cmdfile** Now you can append 2 or more CMD files and/or SYSTEM tapes. Perform transfer to & from disk/tape of SYSTEM/CMD modules with offset capabilities. Provides PATCH, TAPEDISK, & LMOFFSET capabilities as well as adds a few of its own. Get CMDFILE today! 16K req'd. \$20.

**dutil** All-purpose utility to examine, clear, initialize, move, and modify data in memory. Load, punch, verify SYSTEM tapes. Disk sector I/O. More! \$20 (TUTIL, for the non-disk user available at \$15).

MISOSYS Department K  
5904 Edgehill Drive  
Alexandria, Va. 22303  
703-960-2998



THE BOOK must be a part of your Z-80 language tools. Volume I gives you access to all math operations in your Level II ROM including ASCII-Binary conversions. A fully-commented listing of math routines provides detailed explanation of how they work. Included is a symbol table of the entire machine noting over 500 addresses. THE BOOK will save you hours of assembler program development time. Don't start programming without THE BOOK. Order your copy for \$14.95+\$1.50 S&H

also avoided. When the data statement is written with these bytes, the code 01 is entered in each of the nine locations, as can be seen in the data statement 10000 shown in Fig. 2.

Step 180 loads the number of digits that will be read from the voltmeter into register B, while step 190 loads 00 into register C. If only four numbers were to be read, then register B would be loaded with 04.

Step 200 stores the starting address of the program into the index register IX. Whenever USR subroutine is called, the operating system immediately checks memory location 408EH for the beginning address of the subroutine. This is the only absolute memory location used in the program and it is loaded into the index register to determine the start of the buffer storage string.

Based on the number of bytes that have already been written into the program, the first byte of the storage string occurs at IX + 7. This byte must contain the sign of the voltage, initially set negative by step 210.

Steps 220-350. The peripheral interface adapter must now be initialized. Fig. 2 shows the control word that must be used to define operation in mode 1. The control word used in step 280 is 190D, bit pattern 1011 1110. This sets Port A in mode 1 input and Port B in mode 1 input. This control word also has bit 4 high, thereby setting PC6 and PC7 of Port C as input.

In mode 1, the other lines of Port C are committed to the INTR, IBF and STB functions. Therefore, it is immaterial whether bit 0 of the control word is high or low.

Steps 310-320 enable the INTE flip-flop for Port A and steps 330-340 enable the INTE flip-flop for Port B in agreement with the bit SET/RESET control word shown in Fig. 2. These interrupt-enable flip-flops remain enabled during the entire subroutine.

Step 350 is a precaution to ensure that the interrupt request line of Port B has been reset to zero. No other initialization is needed.

Steps 360-390. These steps

check to see that the voltmeter is actually turned on. Since the subroutine loops until strobes arrive from the digital voltmeter, the power must be on if the computer is not to loop forever. The initialization procedure set the PC6 line of Port C as an input, and this point is connected to the +5 volt power from the digital voltmeter. The port is read, and the bit compared in step 380. If zero, the subroutine jumps to DVG at the end of the program, restores the registers, and returns to BASIC.

Steps 400-430. The initialization procedure has set the interrupt enable flip-flop of Port B high. A differentiated negative-going pulse signaling that the voltmeter is displaying the first digit, is connected to PC2, the strobe input for Port B. Once this point sees this logical 0 pulse, data is loaded into Ports A and B and, 300 nsec later, IBF is set to a logical 1.

Since STB is differentiated, it returns to a logical 1 very quickly. When STB, IBF, and INTR are all high, then INTR of Port B is set to a logical 1.

In these steps, line PC0 on Port A which contains the logical information about INTR(B) is continually checked. After it is set to a logical 1, the program continues.

Steps 440-500. When the program has reached this point, the digits are read in proper order, but it is necessary to read the sign and to insert the decimal point at the correct place in the string. Although a different order for the subroutine could have been chosen, the 2 milli-second spacing of the digit strobes leaves more than enough time for the program to check the decimal point before reading each digit.

To understand the way in which the decimal point is read, notice the way in which the Keithley voltmeter displays its digital information for volts, amperes and ohms as shown in Table 2.

The simplest way of returning information to the BASIC program is in volts, milliamperes and kilohms. If the voltmeter is reading volts and milliamperes, the decimal point must be

• **CONTEST ENDS THIS MONTH • DON'T DELAY** • **ENTER NOW!** • **GRAND PRIZE 16K LII TRS-80™** • **EXPIRES 10/31/80**

**PRE-CHRISTMAS SALE!**  
ORDER NOW  
NOW OPEN • SHOWROOM AND REPAIR CENTER

**STARWRITER DAISY-WHEEL PRINTER**  
**\$1995.<sup>00</sup>**  
REG. \$2195.00

**77-TRACK DISK DRIVES FOR TRS-80™**  
**\$545.<sup>00</sup>**  
REG. \$599.00

PARALLEL OR SERIAL INTERFACE  
96 CHAR FONT WHEEL  
HYTYPE II SUPPLIES  
45 CPS (OPTIONAL) ADD \$600  
TRACTORS (OPTIONAL) \$250

**6.3 MEG HARD DISK WINCHESTER**  
FOR TRS-80, APPLE, S-100  
**\$2445.<sup>00</sup>**

**SUPERBRAIN™**  
BY INTERTEC  
**64K \$2995.<sup>00</sup>**

**ORDER NOW TOLL FREE 1 (800) 345-8102 • VISA-MASTER CHARGE ACCEPTED**

**ASK ABOUT OUR SPECIAL PURCHASE GAME SOFTWARE FOR X-MAS.**

SOFTWARE	MOD. I	MOD. II	DISK DRIVES • 350	MOD. I TRS-80 COMPATIBLE	15% + OFF SELECTED TRS-80'S AND PERIPHERALS
Medical/Dental Patient Accounting		\$1500	Model II Drives		
Word Processing (Magic Wand)		300	1 Drive Single Enclosure	\$ 899.00	16K LII w/o Key Pads \$652
General Ledger	\$149.95	249	1 Drive Multiple Enclosure	1069.50	16K Expansion Interface 355
Payroll	99.95	199	Additional Drives for Mult. Enc.	540.00	32K Expansion Interface 450
Data Base	149.95	299	Disk Head Cleaning Kit - Mod. I	14.95	Centronics 730 Printer 635
			Disk Head Cleaning Kit - Mod. II	24.95	Centronics 737 Printer 845
			4K LII TRS-80	575.70	Cable for above Printers 30
			16K LII	789.60	
Upper/Lower Case Modification	Tape \$19.95	Disk \$24.95	RS-232	92.10	
			OK Expansion Interface	278.10	
Comprehensive Diagnostics	34.95	34.95	Telephone Modem	179.95	<b>PRINTERS</b>
CP/M		\$175.00	Emulator CRT by Intertec	895.00	NEC 5510, 5530 w/Tractors \$2950.00
New DOS + 40 TK		100.00	CRT Stands	139.00	Printer Stands from 119.00
New DOS/80		145.00	Anti-static Mats	160.00	
Software Documentation Available • CALL FOR PRICES					

• **LAST MONTH FOR SWEEPSTAKES • OVER \$1700.<sup>00</sup> IN PRIZES**

• **V R DATA'S TRS-80™ SWEEPSTAKES •**

**Celebrating V. R. DATA's 8th Anniversary**

**SWEEPSTAKES RULES**

- 1 ALL ENTRIES MUST BE SUBMITTED ON ORIGINAL ENTRY BLANK
- 2 ONE ENTRY PER PERSON
- 3 WINNERS SELECTED BY RANDOM DRAWING. NOTIFIED BY MAIL
- 4 ENTRIES MUST BE RECEIVED BY 10 31 80
- 5 VOID WHERE PROHIBITED BY LAW. NO PURCHASE NECESSARY

• ABOVE PRICES ARE CASH DISCOUNTED •  
CALL FOR OTHER TERMS • DEALER INQUIRES INVITED

**MAIL NOW TO ENTER V. R. DATA'S SWEEPSTAKES**

NAME \_\_\_\_\_  
ADDRESS \_\_\_\_\_  
CITY \_\_\_\_\_ STATE \_\_\_\_\_ ZIP \_\_\_\_\_  
TELEPHONE \_\_\_\_\_ OCCUPATION \_\_\_\_\_  
COMPUTER EQUIPMENT OWNED \_\_\_\_\_

INTENDED USE \_\_\_\_\_

**SEND FREE CATALOG ☐**

**VRData**

777 HENDERSON BLVD.  
FOLCROFT, PA 19032

ORDER TOLL-FREE  
1-800-345-8102

LOCAL CALL  
(215) 461-5300




BACK  
TO BASIC

# THE BOOK

## ACCESSING THE TRS-80\* ROM

If you ever do Assembly language programming, or you just want to know more about your TRS-80 ROM, "THE BOOK" is for you.



Volume I will give you access to over fifty machine language subroutines in the Radio Shack Level II BASIC. It includes information on the numeric data formats and a commented listing of the ROM routines.

"THE BOOK, Volume I", encompasses all arithmetic functions and mathematical operations. There are separate routines for integers, single precision, and double precision numbers and the data format for each of these number types is explained. The routines that perform ASCII to binary and binary to ASCII conversion are identified and explained to provide you a means of data I/O.

A fully commented listing provides the details on the step-by-step execution of these ROM routines. Although a complete disassembly is not provided in order to avoid copyright infringement, you can obtain a complete disassembly using the disassembler program listed in "THE BOOK." Volume I also includes a complete, detailed memory map of the entire machine and a symbol table noting over 500 addresses.

"THE BOOK" will save you hour upon hour of assembler program development time. Don't start programming without it.

Order your copy of "THE BOOK", today!

DEALER INQUIRIES INVITED

Insiders Software Consultants, Inc.  
P.O. Box 2441, Dept. M 1  
Springfield, VA 22152

\*TRS-80 is a trademark of  
Tandy Corp.

☐ Please send me Volume I of THE BOOK  
at \$14.95 plus \$1.50 for postage.

NAME: \_\_\_\_\_

ADDRESS: \_\_\_\_\_

CITY, STATE \_\_\_\_\_ & ZIP CODE: \_\_\_\_\_

☐ Check payable to Insiders Software Consultants, Inc.

☐ MASTER CHARGE MC Bank Code: \_\_\_\_\_

☐ VISA Exp. Date: \_\_\_\_\_ Card Number: \_\_\_\_\_

Signature: \_\_\_\_\_

moved three places to the left whenever the meter is set to the 0.3, or 200 microamperes, range. For this range, the decimal point must be inserted into the string immediately after the sign byte. However, from Photo 1 the 0.3 volt range on the DVM also corresponds to the 2000 ohm range. From Table 2 it can be seen that the decimal point for the ohms range must be moved one place to the right and inserted as the second, not the first byte, after the sign byte in the string.

### Storing in Port B

All of the information about the decimal point is stored in Port B by forcing one of the pins B(4) through B(7) high when the respective 0.2 volt through 200 volt range switch is closed. It is not necessary to connect the 1KV/1AMP/20MEGOHM range switch to the B port. If none of the other range switches have been closed, then this range must be the one that is selected.

The pin that corresponds to the closing of this switch is B(0) which is connected to the DVM power supply and is, therefore, always high.


Inserting the decimal point at the correct place in the string requires that we check the various bits of Port B, read and stored in register D in steps 450-460. If the voltmeter is set on ohms, pin B(1) is also high. Since an additional shift of the D register to the left is needed when reading ohms (step 490), setting this pin high correctly sets the decimal point for the 20 megohm range. An important part of this routine is step 490.

While the steps through step 730 load in the decimal points correctly for volts and milliamperes, the last decimal point, loaded when the voltmeter is set to the 20 megohm range, requires the additional set of steps labeled DVOHM to load it into the string. The C register is set to zero if the decimal point is

0	Avoid. The interpreter thinks it has reached the end of the line.
1-7	No effect. They will not appear when the string is displayed.
8	Backspaces and erases character, but stores correct machine code. When used with the example program, the string is displayed as 9000 X\$ = "1237". The characters four, five and six have been erased.
9	Same as the code 1-7.
10	This control code activates the line feed with a carriage return (see control code 26). When used with the example program, the string appears as: 9000 X\$ = "1234 5 6 7"
11-13	These move the carriage to the top of the page and have the same effect as 10. They cause no problem except in printing.
14-22	These are identical to 1-7.
23	This converts the display format to 32 characters/line, although it does not appear in the string. It is one of the codes we avoid.
24	This character backspaces the cursor and has the same effect as 8.
25	This advances the cursor. When used with the example program, the string appears as: 9000 X\$ = "1234 5 6 7"
26	This code is similar to 10, giving a linefeed, but unlike 10, there is no carriage return. When used with the example program, the string appears as: 9000 X\$ = 1234 5 6 7"
27	We avoid this, although the bytes are stored correctly. This control code gives an upward linefeed in contrast to 26 which is a downward linefeed. The listing becomes garbled and difficult to work with.
28	Avoid. Although the bytes are stored correctly, this code homes the cursor creating a listing which is nearly impossible to read.
29	This code is only half bad. When used with the example program, the line number partially disappears and the string appears as 7"00 X\$ = "1234. The BASIC interpreter still thinks that this is line 9000 and places it in the program correctly, but depending on its place in the program, this code may create statements that are difficult to renumber or manipulate, particularly if more than one subroutine is used.
30-31	These are the same as 1-7.
32	This is the control code for space. When used with the example program, the string appears as: 9000 X\$ = "1234 5 6 7". This code causes no problems.

Table 1. Control Code Summary.





**Perk up your TRS-80  
—with—  
Level IV DOS 4.1  
—and—  
Level IV Basic (C)  
—by—  
Vernon B. Hester**

**ONE PRICE INCLUDES:**

35, 40, 77, or 80 Tracks  
Full Utilities Package  
Multi-Auto Function  
Uses Less RAM Memory!

***Compatible with all commonly used operative systems!***

Get all the "Bells & Whistles  
without the glitches & problems!

Only **\$119<sup>95</sup>**

---

**Limited Time Introductory Offer**

**\$89<sup>95</sup>**

TRS-80 & New DOS 80 are trademarks of Tandy & Apparatus Co's.


---

**LEVEL IV PRODUCTS, INC.<sup>14</sup>**

32238 Schoolcraft Road, Suite F4 • Livonia, MI 48154  
313-525-6200 Outside Michigan call 1-800-521-3305

Please add \$2.50 for shipping and handling.  
COD add another \$1.25 plus 25% deposit;  
balance certified check or cash.

*Dealers Orders Welcome  
Open Tues. thru Sat. 11-7 E.S.T.*



## Introducing a new line of cases and power supplies (with or without disk drives!)

### The choice is yours

Whether you need professional-looking cases and power supplies for your present hardware or complete disk drive packages, call A.M. Electronics. We manufacture a complete line of affordable, high-quality and *readily-available* disk drive components to expand your TRS-80™ system.

### Disk drive enclosures

All of our disk drive enclosure products feature:

- One year power supply guarantee. Each unit is 100% tested, regulated and fused.
- Optimum top-and-bottom venting for improved convection cooling and lower operating temperatures.
- Excellent RF interference shielding. Steel covers come with lustrous dark grey finish to complement your TRS-80™ hardware.
- Built-in provisions for optional extender cable (5¼ only).

### Complete disk drive packages

Our complete disk drive packages feature proven MPI and Siemens drives and are designed to meet all your storage requirements. As with everything we sell, A.M. Electronics tests each drive for 100% reliability prior to shipment.

### Manufacturer-direct savings

When you order from us, you buy directly from the manufacturer. There are no "middlemen" between us and our customers, so you'll realize significant savings like these:

™TRS-80 is a trademark of Tandy Corp.

### COMPLETE DISK DRIVE PACKAGES

#### 5¼-Inch drives

40-track MPI 51 w/case, power supply & extender cable .....	\$350
80-track MPI 91 w/case, power supply & extender cable .....	560
Dual MPI 51's w/dual case, power supply & extender cables .....	650
Dual MPI 91's w/dual case, power supply & extender cables .....	1070

#### SPECIAL OFFER! 8-Inch drives for Model I or II

Single Siemens drive w/case & power supply .....	695
NEW! Dual Siemens drives w/dual case & power supply .....	1240
<small>(90 day limited warranty on disk drives)</small>	

### CASES AND POWER SUPPLIES

#### 5¼-Inch enclosures

Single drive unit case & power supply .....	\$85
Dual drive unit case & power supply .....	120
<small>(Extender cables are \$15 each extra)</small>	

#### 8-Inch enclosures

Single drive unit case & power supply .....	150
NEW! Dual drive unit case & power supply .....	250

### Attention dealers, OEM's & distributors

Having trouble finding cases and power supplies for your disk drives? Call us for details on our attractive pricing and immediate product availability.



*The power behind the drives®*

**A.M. ELECTRONICS, INC.**

3366 Washtenaw Avenue  
Ann Arbor, Michigan 48104  
(313) 973-2312

✓ 452



Visit our retail showroom for a "hands on" look at our wide selection of TRS-80™ hardware, software and peripherals.  
See A.M. Electronics, Inc. at the Computer Shows in Chicago, Oct. 16-19 and in Boston, Nov. 20-23.

000.00	.2V/200 a
0.0000	2V/2 ma
00.000	20V/20 ma
000.00	200V/200 ma
0000.0	1kV/1 amp
0.0000	2 kohm
00.000	20 kohm
000.00	200 kohm
0000.0	2 Megohm
00.000	20 Megohm

Table 2. Decimal Point Display.

loaded into one of the first four positions. It is the logical register to use to signal that the voltmeter is set to zero.

In step 500, the accumulator is loaded into the C register. If the voltmeter is set to ohms, then bit 1 must be high, and it will be used in the sequence labeled DVOHM.

Steps 510-550. Having set the decimal point correctly for the possibility of ohms, the program now determines the sign of the number by checking bit 3 or Port B (step 510). If this bit is low, the negative number originally loaded into the string is left there. If bit 3 is high, this byte in the string is replaced with 2BH, which is interpreted as the ASCII character +.

Steps 550-600. In this portion of the subroutine, the decimal point is placed correctly in the string. The process of checking the various bits of Port B is done by checking bit 4 of the D register. If it is high, then the decimal point is read into the string. If it is not high, a digit is read into the string and the D register is rotated to the right. The next time that a digit strobe occurs, bit 4 is again checked to see if the decimal point should be read into the string. Since bit 0 of Port B is wired high, a decimal point must eventually be inserted into the string.

As an example, suppose that the voltmeter is set on the 20 volt range. Bit 6 of Port B and also in the D register is high, and the stored string must read +XX.XXX.

The first time around, the program checks bit 4 of the D register and finds that it is zero. The first digit is read into the string and the D register rotates to the right one place so that bit 5 is

72F1	00100	ORG 72F1H	
72F1	00110 DVM	EQV \$	; THIS PROGRAM READS A DIGITAL VOLTMETER
72F1 D9	00120	EXX	; SAVE REGISTERS
72F2 DDE5	00130	PUSH IX	
72F4 F5	00140	PUSH AF	
72F5 AF	00150	XOR A	; SET A = 0
72F6 2809	00160	JR Z, NEXT	; JUMP OVER BUFFER AREA
0009	00170 BUFFER	DEFS 9	; BUFFER STORES NUMBER STRING
7301 0605	00180 NEXT	LD B, 05	; COMPARISON NUMBER FOR DIGITS
7303 4F	00190	LD C, A	; STORE 0 IN REGISTER C
7304 D02A8E40	00200	LD IX, (408EH)	; STARTING ADDRESS OF PROGRAM
7308 D036872D	00210	LD (IX+7), 2DH	; LOAD - SIGN INTO FIRST BYTE OF STRING
730C	00220 CTRL	EQV \$	; CONTROL WORDS FOR CLEARS AND ENABLES
	00230		; THE 8255 IS BEING OPERATED IN MODE 1
	00240		; INPUT A IS PORT 240
	00250		; INPUT ? IS PORT 241
	00260		; INPUT C IS PORT 242
	00270		; CONTROL WORD IS 243
730C 3E8E	00280	LD A, 190H	; THESE TWO STEPS INITIALIZE THE PIA
	00290		; SETTING A & B PORTS AS MODE 1 INPUTS,
730E D3F3	00300	OUT (243D), A	; BITS 6 & 7 OF PORT C AS INPUTS.
7310 3E09	00310	LD A, 09	; THESE TWO STEPS ENABLE INTE
7312 D3F3	00320	OUT (243D), A	; OF PORT A
7314 3E05	00330	LD A, 05	; THESE TWO STEPS ENABLE INTE
7316 D3F3	00340	OUT (243D), A	; OF PORT B
7318 DBF1	00350	IN A, (241D)	; THIS INSURES THAT PORT B INTR IS LOW
731A	00360 DVM	EQV \$	; CHECK TO SEE IF DVM IS TURNED ON
731A DBF2	00370	IN A, (242D)	; READ PORT C
731C CB77	00380	BIT 6, A	; BIT 6 IS CONNECTED TO DVM POWER SUPPLY
731E 2852	00390	JR Z, DVG	; IF DVM IS OFF, RETURN TO BASIC
7320	00400 DVMLOOP	EQV \$	; ROUTINE TO LOOP UNTIL FIRST DIGIT ARRIVES
7320 DBF2	00410	IN A, (242D)	; BIT 0 ON PORT C GOES HIGH
7322 CB47	00420	BIT 0, A	; WHEN FIRST DIGIT ARRIVES
7324 28FA	00430	JR Z, DVMLOOP	; LOOP UNTIL IT ARRIVES
7326	00440 DVA	EQV \$	; CHECK TO SEE IF THE DVM IS SET TO OHMS
7326 DBF1	00450	IN A, (241D)	; READ PORT B
7328 57	00460	LD D, A	; STORE PORT B IN REGISTER D
7329 CB4F	00470	BIT 1, A	; ARE WE READING OHMS?
732B 2803	00480	JR Z, DVB	; IF NOT, SKIP THE NEXT STEP
732D CB02	00490	RLC D	; IF OHMS, ADJUST THE DECIMAL POINT
732F 4F	00500	LD C, A	; IF OHMS, BIT 1 IN C REGISTER WILL BE SET HIGH
7330	00510 DVB	EQV \$	; ROUTINE TO CHECK FOR + SIGN
7330 CB57	00520	BIT 2, A	; IS IT + ?
7332 2805	00530	JR Z, DVC	; IF NEGATIVE, GO TO DVC
7334 3E2B	00540	LD A, 2BH	; IF POSITIVE, FIRST LOAD + INTO ACCUMULATOR
7336 D07787	00550	LD (IX+7), A	; AND THEN INTO THE FIRST BYTE OF THE STRING
7339	00560 DVC	EQV \$	; ROUTINE TO READ DECIMAL POINT
7339 CB62	00570	BIT 4, D	; CHECK FOR DECIMAL POINT
733B 2809	00580	JR Z, DVD	; IF NOT THERE, SKIP NEXT 3 STEPS
733D D023	00590	INC IX	; POINT IX+7 AT THE NEXT BYTE IN THE STRING
733F D036872E	00600	LD (IX+7), 2EH	; LOAD DECIMAL POINT INTO STRING
7343 AF	00610	XOR A	; SET A = 0
7344 57	00620	LD D, A	; ZERO D AND C IN THESE TWO STEPS
7345 4F	00630	LD C, A	; TO AVOID STORING ANY OTHER DECIMAL POINTS
7346	00640 DVD	EQV \$	; ROUTINE TO READ DIGITS INTO STRING
7346 CB0A	00650	RRC D	; PREPARE TO CHECK DECIMAL POINT NEXT TIME
7348 D023	00660	INC IX	; POINT IX+7 AT THE NEXT BYTE IN THE STRING
734A DBF0	00670	IN A, (240D)	; READ DIGIT
734C D07787	00680	LD (IX+7), A	; STORE IT
734F	00690 DVE	EQV \$	; LOOPS UNTIL NEXT DIGIT ARRIVES
734F DBF2	00700	IN A, (242D)	; READ PORT C
7351 CB5F	00710	BIT 3, A	; CHECK INTR OF A TO SEE IF DIGIT HAS BEEN LOADED
7353 28FA	00720	JR Z, DVE	; IF NOT, LOOP UNTIL IT DOES
7355 10E2	00730	DJNZ DVC	; ONCE IT DOES RETURN TO DVC AND READ IT
7357	00740 DVOHM	EQV \$	; THIS ADDS DECIMAL POINT IF DVM IS SET TO 20 MEGOHMS

Program continues



```

7359 2806 00760 JR Z,DVLT ; THEREFORE, SKIP THE NEXT STEP
735B D023 00770 INC IX ; POINT IX+7 AT NEXT BYTE IN STRING
735D D036072E 00780 LD (IX+7),2EH ; LOAD DECIMAL POINT INTO STRING
7361 00790 DVLT EQU $ ; ROUTINE TO READ IN COMMA AT END OF STRING
7361 D023 00800 INC IX ; POINT IX+7 AT THE LAST BYTE IN THE STRING
7363 D036072C 00810 LD (IX+7),2CH ; LAST BYTE IN STRING MUST BE A COMMA
7367 00820 DVF EQU $ ; CHANGE STRING TO SINGLE PRECISION NUMBER
7367 D0E5 00830 PUSH IX
7369 E1 00840 POP HL ; POINT HL AT THE START OF THE STRING
736A 3E03 00850 LD A,03 ; TELL TRS-80 THAT IT IS A STRING
736C 32AF40 00860 LD (40AFH),A ; BY LOADING 03 INTO 40AFH
736F D06C0E 00870 CALL 0E6CH ; CALL SINGLE PRECISION CONVERSION SUBROUTINE
7372 00880 DVG EQU $ ; TIME TO RETURN TO BASIC
7372 F1 00890 POP AF ; RESTORE REGISTERS
7373 D0E1 00900 POP IX
7375 D9 00910 EXX
7376 C9 00920 RET
72F1 00930 END DVM

```

```

00000 TOTAL ERRORS
BUFFER 72F8 00170
CTRL 730C 00220
DVA 7326 00440
DVB 7330 00510 00400
DVC 7339 00560 00530 00730
DVD 7346 00640 00580
DVE 734F 00690 00720
DVF 7367 00820
DVG 7372 00880 00390
DVL00P 7320 00400 00430
DVLST 7361 00790 00760
DVM 72F1 00110 00930
DV0HM 7357 00740
DVON 731A 00360
NEXT 7301 00180 00160

```

Program Listing 2

now high.

The second time around, the program again finds bit 4 low and reads the second digit into the string while rotating the D register to the right once more.

After this rotation, bit 4 in the D register is high and the program reads it into its proper place in the stored string. After reading the decimal point into the string, the index register is incremented so that the next digit does not replace the decimal point. Then steps 600-630 set the D and C registers to zero to avoid the possibility of reading any other decimal point into the string.

Steps 640-730. Before reading the digits, the D register is rotated to the right to set up the next check for the decimal point. The index register is incremented in step 660 and the first digit is finally loaded into the string in steps 670 and 680. Port A contains the four-bit BCD digit from the voltmeter in bits A(0) to A(3).

Since the digit must be stored in the string as an ASCII character, the upper four bits must contain 0011. That is, for example, the ASCII character 34H corresponds to the number 4.

Fig. 1 shows that this has been accomplished by handwiring bits A(4) and A(5) to +5 volts and bits A(6) and A(7) to ground. The remaining digits are accessed after the first digit in sequence. The strobe read by STB(B) occurs only for the first digit.

The differentiated strobe pulses from the remaining digits are ORed using the simple diode OR gate, D1-D5. The output of this gate is read at STB(A).

Steps 700-730 check bit 3 of Port C to determine if INTR(A) has been set high and loop until it is. Once this interrupt request has been set high, it signifies that the data from the next digit has been loaded into Port A. The program jumps back to DVC to check the decimal point and read the digit.

The instruction DJNZ DVC not only executes this jump, but also decrements the B register. Once this register reaches zero, all of the digits have been read and the program proceeds to step 740.

Steps 740-780. If the DVM was set to 20 megohms, then the decimal point has not yet been loaded into the string. Bit 1 of the C register will still be high since step 640 was never executed. This is checked in steps 750 and 760 and, if necessary, the decimal point is loaded into the string in steps 770 and 780.

Steps 790-810. The string must be terminated with either a zero or a comma. Since the appearance of 0 in the string causes the BASIC interpreter to think that the end of the line has been reached, the comma, 2CH, is stored in the string in step 720 as the last byte.

Steps 820-870. The BASIC program can make little use of this string of characters that has been stored in the string. Moreover, Radio Shack does not really tell you how to return the value of the reading to the program. It would be possible to obtain the value by finding the address of the stored string using VARPTR and then PEEKing at the addresses to obtain the value.

But, astonishingly, the single (or double) precision conversion subroutine located in the operating system does all the work. Since only five digits are involved here, single precision is sufficient. It is first necessary to point the HL register to the start of the string in steps 830 and 840. Then, the subroutine needs

to know that this is a string, not an integer or double or single precision number, and steps 850 and 860 load the number 03 into memory location 40AFH for this purpose. Step 870 calls the routine at 0E6CH in ROM which converts the string into a single precision number. Were it necessary to convert this string into a double precision number, the program would call 0E65H. The remainder of the subroutine restores the registers and returns to the main BASIC program.

If the subroutine has been called by the statement X = USR(0), then X will equal the single precision value of the number read by the voltmeter. The BASIC program needs only to know that the readings are in volts, milliamperes and kilohms. Reading the Level II manual gives no hint that a single precision number can be returned in this way. If anything, the implication is that only integers can be returned. Nevertheless, a single precision floating point number is returned.

## Using the Program

There are two major advantages to the interface as constructed here. The first is that the TRS-80 truly becomes a scientific instrument capable of storing and analyzing data, while allowing programs to be written in a high level language.

By imbedding the subroutine into BASIC, the major portion of the program can be written in BASIC which has all of the virtues of a high level language in the ease of displaying data, writing strings, and creating programs.

The second advantage is related to the first. By writing the subroutine as a string in a BASIC statement and storing the entire program on disk or tape, it may be accessed at any time for use by another program that you may be writing.

A library of subroutines such as the one described here may be prepared not only for reading data from digital voltmeters, but also for reading analog-to-digital converters, executing visual displays or even performing mathematical iterations. ■

# WE WILL NOT BE UNDERSOLD

**16K MEMORY UPGRADE KITS** 2 for \$85 **\$45**  
for TRS-80\*, Apple II, (specify): **Jumpers** \$2.50

## PRINTERS

### NEC Spinwriter



#### Letter Quality High Speed Printer

Includes TRS-80\* interface software, quick change print fonts, 55 cps, bidirectional, high resolution plotting, graphing, proportional spacing: R.O. **\$2579**

R.O. with Tractor Feed **\$2679** KSR with Tractor Feed **\$2995**

**779 CENTRONICS TRACTOR FEED PRINTER** **\$969**

Same as Radio Shack line printer I

**737 CENTRONICS FRICTION & PIN FEED PRINTER** **\$799**

9 x 7 matrix

**730 CENTRONICS FRICTION & PIN FEED PRINTER** **\$629**

7 x 7 matrix Same as Radio Shack line printer II

**P1 CENTRONICS PRINTER** **\$269**

Same as Radio Shack quick printer

**PAPER TIGER (IP440)** **\$939**

Includes 2K buffer and graphics option

**TI-810** Faster than Radio Shack line printer III

Parallel and serial w/TRS-80\* interface software

with upper and lower case and paper tray **\$1599**

**OKIDATA Microline 80** Friction and pin feed **\$559**

Tractor Feed, friction, and pin feed

**EATON LRC 7000 + 64 columns, plain paper** **\$299**

**ANADIX DP-9500** **\$1359** **DP-8000** **\$825**

## DISK OPERATING SYSTEMS

**PATCHPAK #4 by Percom Data** **\$ 8.95**

**CP/M\*** for Model I, Zenith **\$145** • for Model II, Altos **\$169.00**

**NEWDOS Plus** 40 track **\$ 99.00**

**NEWDOS 80** **\$135.00**

## ACCESSORIES

**HEAD CLEANING DISKETTE:** Cleans drive Read/Write head in 30 seconds. Diskettes absorb loose oxide particles, fingerprints, and other foreign particles that might hinder the performance of the drive head. Lasts at least 3 months with daily use. Specify 5 1/4" or 8". **\$20 ea/\$45 for 3**

**FLOPPY SAVER:** Protection for center holes of 5 1/4" floppy disks. Only 1 needed per diskette. Kit contains centering post, pressure tool, tough 7-mil mylar reinforcing rings. Installation tools and rings for 25 diskettes. **\$11.95**

Re-orders of rings only **\$ 7.95**

**EXTERNAL DATA SEPARATOR:** Eliminates data separation problems (crc). Improves reliability. This plug in unit comes fully assembled and tested. **\$29.95**

**RS232** **\$84.00**

**DISK-DRIVE EXTENDER CABLES:** Fits all mini-disk drives. **\$16.95**

**SIX (6) PRONG ISOLATOR** **\$54.00**

**AC FILTER/6 PRONG POWER STRIP** **\$39.00**

**DISK DRIVE CABLES:** 2 drive **\$29.00** 4 drive **\$35.00**

**DUST COVERS:** TRS-80/Apple **\$ 7.95**

**PLASTIC DISKETTE HOLDER** **\$ 8.00**

**RF MODULATOR:** Adapts video to TV **\$35.00**

**TRS-80 & OTHER MYSTERIES** **\$18.95**


**CAT MODEM** Originate and answer same as **\$148**

Radio Shack Telephone Interface II

**LEEDEX MONITOR Video 100** **\$119**

**ZENITH Color Monitor** **\$379**

**SANYO Model VM 4509 Monitor** **\$179**



## DISK DRIVES

**\$314**

40 track, 102K Bytes. Fully assembled and tested. Ready to plug-in and run the moment you receive it. Can be intermixed with each other and Radio Shack drive on same cable. TRS-80\* compatible silver enclosure. 90 day warranty. One year on power supply. **External card edge included.**

### FOR TRS-80\*

**CCI-100** 5 1/4", 40 Track (102K Bytes) for Model I **\$314**

**CCI-280** 5 1/4", 80 Track (204K Bytes) for Model I **\$549**

**CCI-800** 8" Drive for Model II (1/2 Meg Bytes) **\$795**

### For Zenith Z89

**CCI-189** 5 1/4", 40 Track (102K Bytes) add-on drive **\$394**

**Z-87** Dual 5 1/4" add-on drive system **\$995**

**DISKETTES** — Box of 10 (5 1/4") — with plastic library case **\$24**

8" double density for Model II (box of 10) **\$36**

## COMPLETE SYSTEMS

**ALTOS 64K, DD, SS, 2-Drive, 1MB** **\$3995**

**TRS-80\* Model II-64K** **\$3499**

**TRS-80\* LEVEL II-16K with keypad** **\$689**

**TRS-80\* Expansion Interface** **\$249**

**APPLE 16K** **\$989**

**HEWLETT PACKARD HP-85** **\$2999**

**ZENITH Z89, 48K all-in-one computer** **\$2555**

**ZENITH Z19** **\$740**

**TELEVIDEO** 912B **\$745** 920B **\$769**

**ATARI 400** **\$489** **ATARI 800** **\$769**

**APF** M1000 **\$99** **IM-1** **\$499**

**MATTEL INTELLIVISION** **\$249**

## SOFTWARE FOR THE TRS-80\*

Software  
w/Manual

**INTELLIGENT TERMINAL SYSTEM ST-80-III BY LANCE MIKLUS:** Enables a TRS-80\* to act as a dial-up terminal on any standard time sharing network. Provides a TRS-80\* with control key, ESC Key, Repeat Key, Rub Out Key, Break Key, full upper and lower case support, selectable printer output and program selectable transmission rates. **\$139**

**CCA-DATA MANAGEMENT SYSTEM:** Automate your information processing tasks. You can create a file of customer information; quickly and easily add, delete or update records; search a file; keep a file in order of the value in any field; and print records and labels in any desired sequence or from just a part of a file. Requires 32K TRS-80 and one drive. **\$74.95**

**S & M SYSTEMS INSEQ-80™:** Indexed Sequential Access Method (ISAM) for the TRS-80 Model I. A must for anyone writing business programs. Eliminate wasted disk space from direct record processing. Split second access to any record. Access data records instantly via alpha/numeric "key" eg. Part No., zip code or sequentially in ascending key sequence. Add/modify records in any order. Access up to three files per program—Files

may be spread over multiple disks. Machine language processing from your basic program. Utility program to convert direct files to INSEQ-80 format. **\$49.95**

**FULLY INTERACTIVE ACCOUNTING PACKAGE:** ISAM (INSEQ-80) based. Includes General Ledger, Accounts Payable, Accounts Receivable and Payroll. System runs "stand alone" or "co-ordinated G/L" at users option. Based on Osborne accounting method. Requires 32K, TRS-80, 2 or 3 drives. N/A CA.

**General Ledger** **\$99**  
**Accounts Receivable** **\$99**  
**Accounts Payable** **\$99**  
**Payroll** **\$99**  
Osborne books: Req'd as additional documentation **\$20 ea**

**INVENTORY** Requires 32K, TRS-80, 1 drive **\$125**  
**INSORT-80:** Callable form BASIC via USR. Sorts "Random" Disk Files, "Disk" to "Disk" sort times — 350 records in 35 secs, 1000 records in 6 minutes, 3500 records in 12 minutes. Machine language processing. Up to 35 sort keys ascending/descending. Utility to build BASIC program. Runs under NEWDOS. **\$49.95**

## CP/M BASED SOFTWARE for Zenith, Altos, Radio Shack, Apple

Software  
w/Manual

**Z-80 SOFCARD FOR APPLE:** Your key to future software expansion. Get the best of both worlds, Apple's 6502 and CP/M Z-80. Plug in the card and get a Z80. Supports Apple language card and all Apple peripherals. Comes with set of three manuals. **\$339**

**CCI-TELNET VERSION 5:** A communication Package which enables microcomputer users to communicate both with Large Mainframes and other microcomputers. Extensive commands make it useful in many applications where communication between computers is necessary. Powerful terminal mode enabling

user to save all data from a session on disk. Completely CP/M compatible. Multiple communication protocols supported. Able to transfer files in both directions without protocol where the other machine does not support any protocol. Extensive ON-SCREEN help. Source code provided. **\$149**

**MICROPRO-WORD-STAR:** Menu driven visual word processing system for use with standard terminals. Text formatting performed on screen. Facilities for text pagination, page number, justify, center and underscore. User can print one document while simultaneously editing a second. Edit facilities include global search and replace, Read/Write to other text files, block move, etc. Requires CRT terminal with addressable cursor positioning. **\$399**

DEALER (NATIONAL/INTERNATIONAL) INQUIRIES INVITED

Send for FREE Catalogue

# The CPU SHOP

✓ 298

TO ORDER CALL TOLL FREE 1-800-343-6522

Massachusetts residents call (617) 242-3361

For detailed technical information, call 617/242-3361

Hours: 10AM-6PM (EST) M-F (Sat. till 5)


\*TRS-80 is a Tandy Corporation Trademark

\* Digital Research

5 Dexter Row, Dept. M10M  
Charlestown, Massachusetts 02129

Massachusetts residents add  
5% sales tax

Quantities on some items are limited



## A residential heating and insulation analysis.

# Cold Comfort

Dan Keen  
Dan Laughlin  
Rd 1, Box 432  
State Highway 83  
Cape May Courthouse, NJ 08210

Armed with a few facts about your home, this program for the Level II will determine how much money you spend a year on heating, what the size of your heater should be, how much you

can save if you add more insulation and how many years until the cost of the additional insulation pays for itself. It is a simple program with fairly accurate results.

### Using the Program

First the programs ask the delta temperature in Fahrenheit for your area, which is the average maximum difference be-

tween inside and outside temperatures.

Next, you are asked to input

therms. To arrive at this figure you must use the chart which is displayed on the screen and in-

```
FIRST ANNUAL COST = $1800.27
NEW ANNUAL COST = $1701.74
ANNUAL SAVINGS = $98.52
WHAT WAS THE COST OF ADDITIONAL INSULATION? 300.00
IT WILL TAKE 3.045 YEARS TO PAYBACK THE COST.
```

Sample Listing 2.

```
ENTER TEMPERATURE DIFFERENCE (IN DEGREES FAHRENHEIT)? 60
ENTER THERMS (FROM CHART) FOR YEAR IN 100,000 BTU'S? 2
ENTER FLOOR AREA (IN SQ. FT.)? 1200
ENTER FLOOR R? 11
MAXIMUM HEAT LOAD FOR FLOOR IS 6545.40 BTU'S/HOUR.
ANNUAL HEAT LOAD FOR FLOOR IS 218.182 THERMS/YEAR.
ENTER CEILING AREA (IN SQ. FT.)? 1200
ENTER CEILING R? 19
MAXIMUM HEAT LOAD FOR CEILING IS 3789.47 BTU'S/HOUR.
ANNUAL HEAT LOAD FOR CEILING IS 126.316 THERMS/YEAR.
ENTER WALL AREA (IN SQ. FT.)? 1220
ENTER WALL R? 11
MAXIMUM HEAT LOAD FOR WALL IS 6654.55 BTU'S/HOUR.
ANNUAL HEAT LOAD FOR WALL IS 221.818 THERMS/YEAR.
ENTER WINDOW AREA (IN SQ. FT.)? 20
ENTER WINDOW R? 1
MAXIMUM HEAT LOAD FOR WINDOWS IS 7200 BTU'S/HOUR.
ANNUAL HEAT LOAD FOR WINDOWS IS 240 THERMS/YEAR.
ENTER DOOR AREA (IN SQ. FT.)? 40
ENTER DOOR R? 2
MAXIMUM HEAT LOAD FOR DOOR IS 42 BTU'S/HOUR.
ANNUAL HEAT LOAD FOR DOOR IS 140 THERMS/YEAR.
TOTAL HEAT LOSS = 27928.4 BTU'S/HOUR.
TOTAL ANNUAL HEAT LOSS = 930.947 THERMS/YEAR.
HIT ENTER TO FIND ANNUAL COSTS?
WHAT TYPE OF FUEL DO YOU HAVE? (O)IL (E)LECTRIC (G)AS E
COST OF KWH OF ELECTRIC? .066
ANNUAL COST = $1800.27
HIT ENTER TO DETERMINE PAYBACK TIME IF MORE INSULATION IS ADDED?
```

Sample Listing 1.

### Program Listing 1.

```
@CLS:PRINT@13,"CALCULATING INSULATION PROFIT MARGINS"
50 H$="$$$ ,###.##"
100 INPUT"ENTER TEMPERATURE DIFFERENCE (IN DEGREES FAHRENHEIT)";T
110 CLS:PRINT"ENTER THERMS (FROM CHART) FOR YEAR IN 100,000 BTU'S";:
115 GOSUB2000
116 PRINT@53,"";:INPUT TH
118 CLS
120 INPUT"ENTER FLOOR AREA (IN SQ. FT.)";A
130 INPUT"ENTER FLOOR R ";R
140 GOSUB1000
150 PRINT"MAXIMUM HEAT LOAD FOR FLOOR =";H;" BTU'S/HOUR "
160 PRINT"ANNUAL HEAT LOAD FOR FLOOR =";AH;" THERMS/YEAR "
170 HL=H:AL=AH
180 PRINT:INPUT"ENTER CEILING AREA (IN SQ. FT.)";A
190 INPUT"ENTER CEILING R ";R
200 GOSUB1000
210 PRINT"MAXIMUM HEAT LOAD FOR CEILING =";H;" BTU'S/HOUR "
```

Program continues



# INTERACTIVE FICTION

**The Literature of the Future—  
Here Today**

*If you like fiction you'll love  
Interactive Fiction—tales told on a  
computer, so that you, the reader,  
become a character in the story!*

**For TRS-80 with DISK and 32K**  
(TRS-80 is a trademark of Tandy Corp.)

## Six Micro-Stories

*A good introduction to Interactive Fiction.  
Become a financial tycoon, a WW-II spy, and  
more . . . \$15.00*

## His Majesty's Ship "Impetuous"

*You are the captain of a ship-of-the-line in  
the glorious days of fighting sail . . . \$20.00*

## Two Heads of the Coin

*You are confronted with a psychological  
mystery that taxes your imagination to the  
utmost . . . \$20.00*

## INTERACTIVE FICTION

BOX 603

INVERNESS CA 94937

(Calif. residents add 6% tax)

✓ 429

SOFTWARE also available for any TRS80:

**SUPERDIR** - displays a menu like directory in DOS  
from which you can RUN or KILL any program, dis-  
play updated FREE space & print the display, all  
with single key commands. In fast acting Z80 code,  
only \$14.95 (DOS).

**INMOD3** - easily used Z80 system program that can  
give any BASIC program professional keyboard  
entry. Blinking cursor, upper/lower case, user  
defined input length, repeat keys & single key-  
stroke control codes. Makes INKEY\$ obsolete;  
saves 1000 bytes over BASIC equivalent; for the  
ranked amateur! \$14.95 (L2 or DOS).

**INMOD3 Plus** - same but works with Percom "Speak 2  
Me": each character is spoken as entered! \$19.95

\*\*\* INTRODUCING our new MX80 FIRMWARE  
Interface and Modules. Software now in hardware  
form; utilizes the unused 2K lower mem. Write or  
call. VISA & MC. Dealers encouraged!

# MEDIAMIX

PO Box 8775  
Universal City, CA. 91608  
213-475-9949  
Micronet# 70250,321

# \$250?



Our 50/80  
INTERFACE  
lets you connect  
your Radio Shack  
TRS 80 - Model 1

to the IBM Electronic Typewriter Mod 50, 60 or 75.  
Aside from yielding the best looking printouts and  
listings you'll ever see, our system lets you center  
titles, underline words & phrases, justify numerical  
columns, indent text and more - from your own pro-  
grams and most others. Right justified proportion-  
ally spaced typesetting is even possible with the  
IBM50! The most cost effective word processor  
ever. (this ad is an example) \$25000

# THE BOOKKEEPERS

FOR INFO CALL (603)-447-2745

**Full Charge Bookkeeper—48K, 3 DRIVE, w/ALPHA \$199.95**

**Intermediate Bookkeeper—48K, 2DRIVE & Printer \$189.95**

**Cheap Bookkeeper—32K, 2DRIVE & Printer \$175.00**

*All Above Are Daily Journal—G/L Systems*

**Hex Code Converter, Loan Payment Finder, &  
Amortization Table, 16K, 1DRIVE & Printer—ALL 3 \$29.95**

STURDIVANT & DUNN, INC.

✓ 82

BOX 277, 124 WASHINGTON ST., CONWAY, NH, 03818

Please note: Our CRT SCREENS have been purchased by thousands  
of individuals, the Department of the Navy, several government agen-  
cies, and dozens of the country's top corporations and universities.

- Give your CRT the luminous green characters found on the very expensive computer systems.
- Add a professional look to your system and your programs.
- Dramatically improved contrast for easier reading and improved graphics.

We manufacture an optically correct, 1/8" plexiglas® screen that mounts easily  
over the CRT on your video monitor. This is a quality accessory that enables your  
TRS-80® monitor to produce the luminous green characters identical to those  
found on expensive terminals. For business applications this means enhanced  
appearance and reduced eye strain, for the hobbyist, graphics are brighter and  
bolder. The screen may be easily removed - no modification to monitor.

Screen for Model I . . . \$19.95

Screen for Model II . . . \$24.95

VISA - Mastercharge

We ship within  
24 hours  
30-day money  
back guarantee



✓ 142

National Tricor, Inc. / 3335 Greenleaf Blvd., Kalamazoo, MI 49008 / 616-375-7519

# INTELLIGENT TERMINAL

Use your TRS-80® as a dial-up terminal on any  
standard timeshare system. Includes control  
keys. Print command lists data on printer.  
Store command writes data to disk file. Write  
command reads disk file and outputs to RS232  
Interface . . . \$49.95

## ADDITIONAL SOFTWARE AVAILABLE:

### ACCOUNTS RECEIVABLE . . . \$495

Maximum 9000 customers with up to 3000 trans-  
actions per customer per billing period. In-  
cludes customer status reports, past due  
billings, mail list, etc. Reports may be run at  
any time as often as desired. High-quality, pro-  
fessional software.

### GENERAL LEDGER . . . \$495

For medium sized business. Designed and  
proven impossible to unbalance books. IRS au-  
ditable. Up to 9 departments. High-quality, pro-  
fessional software.

### PAYROLL . . . \$495

For up to 120 people per year. Same high-qual-  
ity, professional software.

### MAIL LIST . . . \$9.95

Basic, no-frills program. Easy to use. Lists all  
(or range of) addresses. Prints 4 lines by 30  
chars on standard 3 1/2" x 15/16" label.

## UNILOGIC

✓ 423

P.O. Box 160

PARIS, KY 40361

(606) 987-2678

(606) 987-4310

(32K TRS-80® with disk drive required.)  
\*TRS-80 is a trade mark of Tandy Corp.

If you're serious  
about the stock market,  
you need  
**Tickertec™**



**Watch 48 to 400 of your favorite  
stocks without a 15 minute delay.**

Tickertec™ is a computer program that dis-  
plays the NYSE or AMEX tickertape on your  
TRS-80™ Model I or both exchanges as an  
option on the Model II. You see every trade  
as it is reported by the exchange and track  
the last ten trades, tickertape reported  
volume, and high and low limits on the  
stocks you are watching. Tickertec pro-  
gram prices start at \$1,000.00 with many  
optional features available including hard  
copy and portfolio management systems.  
Programs may be purchased for cash (i.e.,  
hard dollars) or payment can be arranged  
in the form of discounted brokerage com-  
missions (i.e., Soft Dollar Software™). Ex-  
change fees are extra. Call for FREE bro-  
chure TOLL-FREE at (800) 223-6642; in New  
York call (212) 687-0705; or circle the  
reader service number.

**MaxUle &  
Company Inc.**

✓ 428

6 East 43rd Street, N.Y., N.Y. 10017

```

220 PRINT"ANNUAL HEAT LOAD FOR CEILING =" ; AH ; " THERMS/YEAR "
230 H2=H:A2=AH
240 PRINT:INPUT"ENTER WALL AREA (IN SQ. FT.)";A
250 INPUT"ENTER WALL R ";R
260 GOSUB1000
270 PRINT"MAXIMUM HEAT LOAD FOR WALLS =" ; H ; " BTU'S/HOUR ":PRINT"ANNUAL HEAT LOAD FOR WALL =" ; AH ; " THERMS
    /YEAR "

280 H3=H:A3=AH
290 PRINT:INPUT"ENTER WINDOW AREA (IN SQ. FT.)";A
300 INPUT"ENTER WINDOW R";R
310 GOSUB1000
320 PRINT"MAXIMUM HEAT LOAD FOR WINDOWS =" ; H ; " BTU'S/HOUR ":PRINT"ANNUAL HEAT LOAD FOR WINDOWS =" ; AH ; "
    THERMS/YEAR "

330 H4=H:A4=AH
340 PRINT:INPUT"ENTER DOOR AREA (IN SQ. FT.)";A:INPUT"ENTER DOOR R";R
350 GOSUB1000
360 PRINT"MAXIMUM HEAT LOAD FOR DOOR =" ; H ; " BTU'S/HOUR ":PRINT"ANNUAL HEAT LOAD FOR DOOR =" ; AH ; " THERMS
    /YEAR "

370 H5=H:A5=AH
380 H=H1+H2+H3+H4+H5:AH=AH1+AH2+AH3+AH4+AH5
390 H=H*(1+H):AH=AH*(1+AH)
400 PRINT"TOTAL HEAT LOSS =" ; H ; " BTU'S/HOUR ":PRINT"TOTAL ANNUAL HEAT LOSS =" ; AH ; " THERMS/YEAR "
410 PRINT:INPUT"HIT ENTER TO FIND ANNUAL COSTS";A$
420 CLS:PRINT"WHAT TYPE OF FUEL DO YOU HAVE?"
430 PRINT"<O>IL
440 PRINT"<E>ELECTRIC
450 PRINT"<G>GAS
442 PRINT@3L,CHR$(143);:FORQ=1TO250:NEXT:PRINT@3L, " ";:FORQ=1TO250:NEXT
450 Z$=INKEY$:IF Z$=""GOTO442
455 IF Z$="O" GOTO 500
456 IF Z$="E" GOTO 600
457 IF Z$="G" GOTO 700
459 GOTO420
460 ONZGOTO500,600,700
500 CLS:INPUT"COST OF #2 FUEL OIL PER GALLON";C
510 AC=AH*C*.71
520 PRINT"ANNUAL COST=";:PRINTUSING%;AC:GOTO800
600 CLS:INPUT"COST OF KWH OF ELECTRIC ";C
610 AC=AH*C*.29.3
620 PRINT"ANNUAL COST=";:PRINTUSING%;AC:GOTO800
700 CLS:INPUT"COST FOR ONE CUBIC FOOT GAS ";C
710 AC=AH*C*.100
720 PRINT"ANNUAL COST=";:PRINTUSING%;AC
800 PRINT"HIT ENTER TO DETERMINE PAYBACK TIME IF MORE INSULATION ADDED":INPUTZ$
805 E=E+1:IFE=>32END
806 IFE=2THENGOTO830
810 CLS:ZZ=AC
820 IFE=1GOTO100
830 CLS:PRINT"FIRST ANNUAL COST =" ;:PRINTUSING%;ZZ
840 PRINT"NEW ANNUAL COST =" ;:PRINTUSING%;AC
850 IFAC>ZZPRINT"NEW COST IS MORE! DON'T DO IT!":END
860 NC=ZZ-AC:PRINT"ANNUAL SAVING =" ;:PRINTUSING%;NC
870 PRINT:INPUT"WHAT WAS THE COST OF ADDITIONAL INSULATION";AI
880 PB=AI/NC
900 PRINT"IT WILL TAKE ";PB;" YEARS TO PAYBACK THE COST. "

```

Program continues

put the efficiency of your heater and the number of degree days. Your meter man should have both of these figures.

Locate the number of degree days on the Y-axis of the chart. Now move to the right until you hit the curve with the percent efficiency of your heater. Note the number on the X-axis (from 1 to 8) and use it to ENTER THERMS.

The area and thermal resistance (R) of the floors, walls, windows, doors and ceilings are entered. Typical R values are: 11 for 3½-inch standard fiberglass insulation; 19 for 6-inch standard fiberglass insulation; two for storm or insulated windows and doors. Exact values should be obtained from local building suppliers.

To account for cracks and openings that allow warm air to escape, heat load is calculated using 10 percent for the infiltration factor. It is assumed that this is a standard house of average quality construction, with evenly dispersed windows and no solar aid. The heat load figure represents how much heat you must put into the home to maintain the delta temperature inside.

To find the annual heating cost, you are asked what kind of heat you have. Type O, E or G, but do not hit ENTER. Respond to COST OF FUEL in dollars, such as .85 rather than 85¢ per gallon.

To computer the money saved by adding insulation and the number of years for the investment to pay for itself, the program will again ask you areas and R values. This time you will enter adjusted R numbers at the locations where you want to add extra insulation.

#### Modification

A sample run follows. The chart is not shown which appears in the program at ENTER THERMS.

In Sample Listing 2 the computer again asks for areas and thermal resistances for ceiling, floors, etc. This time let's change the R value in the ceiling to 30 to represent an addition of insulation. ■

# FROM **PROGRAMMA** HI-RESOLUTION GRAPHICS FOR THE TRS-80®




## LOWER CASE

The 80-GRAFIX board includes two sets of lower case characters at no additional cost.



## INVERSE VIDEO

The 80-GRAFIX board allows you to do inverse video to high-light your screen displays.



## DEMONSTRATION PROGRAMS

The 80-GRAFIX board is supplied with a Character Generator software and several demonstration programs.

## FINALLY, AT LAST...

HI-RESOLUTION GRAPHICS is available for your TRS-80 computer system. The 80-GRAFIX board from PROGRAMMA International, Inc. gives your TRS-80 high resolution capability that is greater than the Commodore CBM/PET or even the revered APPLE II.

80-GRAFIX gives the TRS-80 an effective screen of 384X192 pixels, versus the normal 127X192 for the TRS-80, 80X50 for the CBM/PET, or the 280X192 of an APPLE II. As an added feature, 80-GRAFIX offers you lower case characters at no additional cost. Of course, you can also create your own set of up to 64 original characters using the supplied Character Generator software.

The 80-GRAFIX board is simple to install (note that this voids your Radio Shack warranty), and programming is done through BASIC. 80-GRAFIX opens up a whole new realm of software development and excitement never dreamed of for the TRS-80!




## CHARACTER GENERATOR

The supplied character generator software allows you to create your own character set of up to 64 original characters.




## REAL-TIME GRAPHIC GAMES

With the 80-GRAFIX board you can write exciting real-time games using BASIC.




## EASY INSTALLATION

The 80-GRAFIX board is simple to install and fits inside the TRS-80 case.




## GRAPHICS GALORE

The 80-GRAFIX board and the supplied Character Generator allow you to become an artist.




## ELECTRONIC DESIGN

The 80-GRAFIX board has unlimited application in Electronic design and Education.



## 80-GRAFIX HI-RESOLUTION

Finally, the only means to protect your computer investment is to order an 80-GRAFIX board TODAY!



## EXCITEMENT & FUN

Open up a new realm of software development with the 80-GRAFIX board.

Available exclusively through PROGRAMMA at the cost of \$149.95  
Please check with us for availability prior to ordering  
VISA and MASTERCARD accepted  
TRS-80 is a registered trademark of the Tandy Corp.

## **PROGRAMMA INTERNATIONAL, INC.**

3400 Wilshire Blvd.  
Los Angeles, CA 90010  
(213) 384-0579 • 384-1116 • 384-1117



```

910 END
1000 H=(A#T)/R:HH=(TH#A)/R:RETURN
2000 FORX=6T07:FORY=13T044:SET(X,Y):NEXTY,X
2010 FORX=6T055:SET(X,44):NEXT
2020 G$=".....!"
2030 PRINT@260,G$:PRINT@324,G$:PRINT@388,G$:PRINT@452,G$:PRINT@516,G$:PRINT@580,G$:
2040 PRINT@644,G$:PRINT@708,G$:PRINT@772,G$:PRINT@836,G$:
2050 PRINT@900,"1 2 3 4 5 6 7 8";
2060 LL=256
2070 XX=10
2080 FORQ=1T010:PRINT@LL,XX:LL=LL+64:XX=XX-1:NEXT
2090 SET(37,40):SET(38,40):SET(39,39):SET(40,39):SET(41,38):SET(42,38):SET(42,38):SET(43,38):SET(43,37):SET(44,37):FORX=45T047:SET(X,36):NEXT
2100 FORX=48T051:SET(X,35):NEXT:FORX=52T055:SET(X,34):NEXT:PRINT@733,"100";
2110 X=18:Y=40:FORQ=1T07:SET(X,Y):SET(X+1,Y):X=X+2:Y=Y-1:NEXT
2120 FORX=38T033:SET(X,34):NEXT:SET(34,33):SET(35,33):SET(36,32):SET(37,32):FORX=38T041:SET(X,31):NEXT:SET(42,30):SET(43,30)
2130 SET(44,29):SET(45,29):FORX=46T049:SET(X,28):NEXT:SET(50,27):SET(51,27):FORX=52T057:SET(X,26):NEXT:PRINT@541,"200";
2140 X=36:Y=24
2150 FORQ=1T012:SET(X,Y):X=X+1:Y=Y-1:NEXT:SET(35,24):SET(34,25):SET(32,26):SET(33,26):SET(31,27):SET(30,28):SET(31,28):SET(28,29):SET(27,30):SET(26,30):SET(25,32):SET(24,32):SET(22,33):SET(21,34):SET(20,35):PRINT@210,"600";
2160 X=34:Y=13:FORQ=1T04:SET(X,Y):SET(X,Y+1):X=X-1:Y=Y+2:NEXT:X=31:Y=22:FORQ=1T015:SET(X,Y):X=X-1:Y=Y+1:NEXT:PRINT@217,"400";
2170 SET(28,13):X=28:Y=14:FORQ=1T08:SET(X,Y):X=X-1:Y=Y+1:NEXT:X=21:Y=21:FORQ=1T07:SET(X,Y):SET(X,Y+1):Y=Y+2:X=X-1:NEXT:PRINT@206,"80";
2180 X=26:Y=13:FORQ=1T08:SET(X,Y):X=X-1:Y=Y+1:NEXT:X=19:Y=20:FORQ=1T010:SET(X,Y):SET(X,Y+1):X=X-1:Y=Y+2:NEXT:PRINT@201,"1000";
2190 PRINT@481,"DEGREE [ HEATER":PRINT@545,"DAYS [ EFFICIENCY":PRINT@609,"IN [":PRINT@673,"1000'S [":
2200 PRINT@744,STRING$(22,94):PRINT@808,"THERMS (100,000) BTU'S":PRINT@872," PER SQ FT PER YEAR":
2210 X=84:Y=32:FORQ=1T012:SET(X,Y):X=X+1:Y=Y-1:NEXT:RETURN

```

# The DATA-TRANS 1000

A completely refurbished  
IBM Selectric Terminal with  
built-in ASCII Interface.

**\*FOR YOUR TRS-80 WITH OR WITHOUT  
EXPANSION INTERFACE.**

## Features:

- 300 Baud
- 14.9 characters per second printout
- Reliable heavy duty Selectric mechanism
- RS-232C Interface
- Documentation included
- 60 day warranty - parts and labor
- High quality Selectric printing
- Off-line use as typewriter
- Optional tractor feed available
- 15 inch carriage width

Also works with Exatron's Stringy Floppy, for fast loading of programs.

## HOW TO ORDER DATA-TRANS 1000

1. We accept Visa, Master Charge. Make cashiers checks or personal check payable to:

### DATA-TRANS

2. All orders are shipped F.O.B. San Jose, CA
3. Deliveries are immediate

Desk and table top models also available.

For orders and information

**DATA-TRANS**

2154 O'Toole St. ✓ 274

Unit E

San Jose, CA 95131

Phone: (408) 263-9246



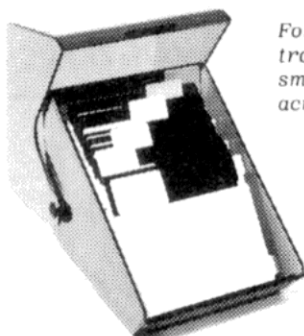
# MAGNETIC MEDIA DISTRIBUTORS ✓59

596 Taylor Way Belmont, California 94002 (415) 595-0684

## Flip Sort™ DISK STORAGE SYSTEM

Keeps dust  
off of disks

Built-in  
plastic file  
separators



Formed from  
transparent  
smoke colored  
acrylic

50 to 60 Disk  
capacity

**For Mini-Disks \$34.95**  
**For 8" Disks \$44.95**

plus \$3.00 shipping for each  
Flip Sort™

**DEALER INQUIRIES INVITED**

## FLOPPY DISKS FOR ALL COMPUTERS

### 5 1/4" DISKETTES

Diskettes available in Soft Sector, 10 or 16 hole Hard Sector

	1-99	100-UP
Single Side-Single Density (Certified 35 tracks)	\$ 2.85	\$ 2.60
Single Side-Double Density (Certified 40 tracks)	\$ 3.75	\$ 3.55
Double Side-Double Density (Quad Density)	\$ 4.50	\$ 4.30
Single Side-Double Density (Certified 77 tracks)	\$ 4.00	\$ 3.80

### 8" DISKS

Single Side-Single Density (Soft Sector)	\$ 3.40	\$ 3.20
Single Side-Double Density (Soft Sector)	\$ 4.60	\$ 4.40
Double Side-Single Density (Soft Sector)	\$ 4.95	\$ 4.75
Double Side-Double Density (Soft Sector)	\$ 5.10	\$ 4.90

Single Side-Single Density (Hard Sector 32 hole)	\$ 3.60	\$ 3.40
Single Side-Double Density (Hard Sector 32 hole)	\$ 4.00	\$ 3.80
Single Side-Single Density (Hard Sector 32 hole)	\$ 4.65	\$ 4.50

(MRX 651 compatible OD holes)  
We stock VERBATIM, WABASH, KYBE, KEYLINE & ATLANTIS  
Disks and Diskettes at LOW, LOW, prices. Write for our mini  
catalogue.

VINYL DISK SLEEVES for 5 1/4 and 8" Disks \$ 9.00 10pak  
PLASTIC LIBRARY CASES 8" \$ 4.50 5 1/4" \$ 3.50

FLOPPY SAVER (Hub Reinforcing Rings)  
5 1/4" with applying tool \$ 14.95 pk of 25 Refills \$ 7.95  
8" with applying tool \$ 16.95 pk of 25 Refills \$ 8.95


**CALL TOLL FREE TO ORDER**

**800 227-7362**

**IN CALIFORNIA 415 595-0685**



# TPS-80



**model-1, 16K Level 2 \$689.00**

**64K 3450.00**

**We accept check, money order or phone  
orders with Visa or Master Charge.  
(Shipping costs added to charge orders).**



**CHARGE IT**

26-4002

**Computers Unlimited**

1524 OAK HARBOR ROAD, FREMONT, OHIO 43420

**419-332-4881**

✓321

**Collect**

TPS-80 is a Trademark of Tandy Corp.

*An inexpensive hardware mod  
for those who want both Level I and II capability.*

---

# Two BASICS Are Better Than One

Allen W. Erickson  
13868 Far Hills Lane  
Dallas, TX 75240

the source listings. And it's not very practical to change the Level I and Level II ROM chips every time you change programming languages.

## The Switch Between

The obvious solution to these problems is to have both Level I and Level II BASIC installed in your machine, with some means to switch between them. Such modifications have been published before, but in every case I've seen, the mod required printed circuit trace cutting, piggyback components, wire unsoldering and resoldering, etc.

The modification described here requires absolutely no alterations to the CPU board and, if you have the single-chip BASIC I ROM, less than five dollars in parts.

A note of caution: *This mod will work only with the single-chip BASIC I ROM and CPU boards with separate chip select lines to pin 20 of the two ROM sockets (Z33 and Z34). Some early TRS-80s may not have separate lines. If in doubt, check with your dealer.*

If you are upgrading your Level I machine to Level II, be sure to keep the Level I BASIC ROM. If you already have a Level II machine or your Level I ROM

has two chips, you will have to acquire the single-chip ROM. My dealer quoted a price of \$29.95 for the chip.

If you are familiar with digital logic, the following paragraphs will help you understand the logic behind the modification. I also highly recommend that you get a copy of the *TRS-80 Technical Reference Handbook* (Radio Shack Catalog No. 26-2104). It's well worth the \$10 for anyone interested in the hardware side of microcomputing and do-it-yourself maintenance.

## Theory

Most of the ROM and RAM addresses and peripheral devices in the TRS-80 are selected by memory mapping. That is, each device is assigned addresses in the 65K range of possible memory addresses for the Z-80 CPU. For example, the Level I ROM occupies address spaces 0000H through 0FFFH. Level II ROM occupies 0000H through 2FFFH. RAM is allocated to 4000H through FFFFH.

Addresses 3000H through 3FFFH are used to map TRS-80 peripherals, including the display (3C00H through 3FFFH) and keyboard (3800H through 38FFFH). There's a lot of unused address space in this range and,

someday, I'm going to figure out a use for it.

In order to select the appropriate 4K segments of address space, the TRS-80 uses a three line to eight line decoder (Z21 in Fig. 1) to translate the most significant hex digit of the address (bits A12-A15). The 3 translation is used on the CPU board for peripheral device selection. The remaining seven translations are fed to a 16-pin DIP socket (X3), which is used for memory mapping.

Plugged into socket X3 is a programmable DIP shunt. The DIP shunt is nothing but shorting bars between pins 1 and 16, 2 and 15, etc. To program the DIP shunt, you merely break the appropriate shorting bars, resulting in an open circuit.

The "outputs" of the DIP shunt are ROM A\*, ROM B\* and RAM\* (the \* is Radio Shack's way of indicating a logical NOT or active-low condition). ROM A\* is used as a chip select line to ROM socket Z33 and ROM B\* as a chip select line to ROM socket Z34.

RAM\* is used to select the on-board RAM sockets and covers the address range 4000H through 7FFFH. Memory addresses 8000H and above are off-board (i.e., in the expansion

If you are contemplating an upgrade of your TRS-80 Level I to Level II BASIC, you're probably also wondering what to do about all the Level I programs you've accumulated or written.

If you already own a TRS-80 Level II, you may be wondering how you can run Level I programs on your machine. A quick look through *80 Microcomputing* and other personal computing magazines reveals a great many Level I programs that have not yet been converted to Level II and perhaps never will.

You can rewrite the programs yourself, but that's too much work. Besides, you may not have



## TRS-80\* — CONDENSE

### The Ultimate in BASIC Compression Utilities

•• Release 1.3 Now Available ••

- Write BASIC programs using single statement lines for ease of maintenance.
- Write BASIC programs with unlimited remarks and comments to improve program readability and documentation....

— AND STILL GET —

#### OPTIMUM USE OF MEMORY — FASTER PROGRAM EXECUTION

- Compresses programs up to 70% of original size
- Improves execution time by as much as 30%
- Creates multiple-statement program lines
- Blank compression
- Remark and comment deletion
- Renumbers GOTO, GOSUB, THEN, ELSE, and RESUME statements which reference deleted line numbers
- PLUS THESE NEW USER REQUESTED OPTIONS:
  - Retention of low numbered remark statements
  - Checkpoint / Restart Facilities
  - Phase 1 work file

**Model I \$21.95**  
(Diskette)

**Model II \$24.95**  
(Diskette)

**INTERNATIONAL SOFTWARE ASSOCIATES**  
P.O. Box 14805 ✓187  
Omaha, Ne. 68124

Tandy Corporation\*

## MICRO-SPEED

### TRS-80 SPEED UP MODIFICATION THE BEST ON THE MARKET!

Simutek's Micro-Speed increases computer operating speed by 50%.

- 1) Speeds up your TRS-80 from 1.77MZ to a hefty 2.66 MZ!
  - 2) Shuts down during disk or cassette I/O to end lost programs, then turns back on automatically when disk or cassette I/O is finished. (Provided, of course, it was on to begin with)
  - 3) Connects to keyboard L.E.D. and blinks when unit is operating. Stops blinking when turned off!
  - 4) Comes with illustrated instructions. (Some soldering required)
  - 5) Average person can install in 10-20 minutes!
  - 6) All work is done in hardware! Absolutely no software drivers needed!
  - 7) Operates with any TRS-80, (except Model II) works with TRSDOS, NEWDOS or any other operating system or software. Works with RS-232 and telephone modems!
  - 8) Comes completely assembled and ready to install. All wires are stripped, switch installed!
- There are no hidden extra costs to you!**
- 9) May be turned on or off at any time! Even during program execution!
  - 10) Money back guarantee!!

order #2000 Micro-Speed Mod.

**29.95**

We accept Visa - Master Charge - Money Order - Check (C.O.D. \$3.00 extra) Send orders to:

Simutek, P.O. Box 13687-Z, Tucson, AZ 85732 ✓19

Name \_\_\_\_\_

Address \_\_\_\_\_

City \_\_\_\_\_

State \_\_\_\_\_

Zip \_\_\_\_\_

Phone orders welcome 24 hours! (800) 528-1149 Simutek offers a number of other fine products especially for TRS-80's! Send for "FREE" catalog. TRS-80 is a TM of Radio Shack. A Tandy Corp. Arizona residents add 4% sales tax.

**NO CHARGE FOR SHIPPING**




**RONDURE COMPANY**

2522 BUTLER ST  
DALLAS, TEXAS 75235  
214-630-4621

**the computer room**

### SPECIAL Printer for your Microcomputer




### GE TERMINET 300 PRINTER

Pin feed—9" paper

- 80 Print positions
  - Receive only
  - ASCII code
  - RS-232 interface
  - 30 CPS
  - Upper & lowercase
  - Shipping wt. 75#
- Shipping containers \$15.00 (used)  
(good working condition)

Will run on serial RS232 port of most micros including TRS-80. **\$450.00**

### WE HAVE FLAT-PACK ACOUSTIC



Modern pickup

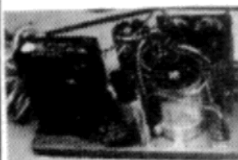
**\$19.50**

### USED FANS




Muffin—8.00  
Sprite—4.00

### NEW POWER SUPPLY




5V at 3 Amp  
12V at 6 Amp  
-12V at 3 Amp

### USED POWER SUPPLY




5V at 12 Amp  
16V at 6 Amp  
6V at 2 Amp



### NEW POWER SUPPLY (AC-DC Brand)

Model 1-22V @ 1.9a **\$20.00**  
Model 2-15V @ 2.4a **\$30.00**

### MICRO SWITCH KEYBOARD USED BUT LOOKS VERY NICE



ASC II

**\$40.00**  
(With Print)

### USED OMNITEK



MODEM  
ORIGINATE  
ONLY  
TESTED  
**\$90.00 Sale**

#### ORDERING INFORMATION:

We ship the same day we receive a certified check or money order. Texas residents add 5% sales tax. Write for our CATALOG of many parts, terminals, printers, etc. All items subject to availability. Your money returned if we are out of stock. Mail order hours 9-4 Monday thru Thursday (closed Friday).

#### SHIPPING INFORMATION:


Modems: \$3.00 each; Key Boards \$4.00; Power Supply \$7.00. Large Items & Parts: Specify Freight or Air Freight Collect. Foreign Orders: Add appropriate freight or postage. We now take Master Charge and Visa orders. Specify full number, bank number and expiration date.

## OKIDATA PRINTER

The Best Printer in the World for the TRS-80!  
We'll Stake Our Reputation On It!

### Look at the Features!

- 1) 200 million character head warranty! Better than any competitor!
- 2) Works under the most demanding business applications!
- 3) A "Real" 9x7 DOT Matrix Impact Printer!
- 4) 80 characters per second!
- 5) Full upper and lower case!
- 6) Double width characters!
- 7) Supports TRS-80 Graphics! See Illustration. (These graphics are exactly the same graphic codes as the TRS-80's. No special software required)
- 8) Connects directly to TRS-80 with standard cable!
- 9) Friction & pinfeed, use roll paper, stationary or regular data paper!
- 10) 6 or 8 lines per inch
- 11) 80 and 132 columns.
- 12) Quiet operation.



Actual photo of printout from Okidata Printer! From Simutek's Electric Artist Program!

This is the finest printer you can buy at any price for your TRS-80.

Regular List Price

\$850.00!

Tractor Feed Option

\$150.00!

**Special Simutek Customer Price Only — \$599.00**

(Tractor Feed \$125.00 Extra)

### Catalog #:

90001	Okidata Microline 80	\$599.00
90002	Tractor Feed Option	125.00
91411	Cable For TRS-80 Keyboard	55.00
91401	Cable For Expansion Interface	39.00
94401	Cable For Model II TRS-80	39.00

We Accept VISA — Mastercharge — Checks — Money Orders or (C.O.D. \$3.00 Extra)

NO TAX ON OUT OF STATE ORDERS! ✓ 19


Free Shipping In U.S.

Send Orders To: SIMUTEK, P.O. Box 13687-Z, Tucson, AZ 85732

Name \_\_\_\_\_  
Address \_\_\_\_\_  
City \_\_\_\_\_ State \_\_\_\_\_ Zip \_\_\_\_\_

Phone orders welcome 24 hours! (800) 528-1149 Simutek offers other fine products for TRS-80's. Send for free catalog! Arizona residents add 4% sales tax.  
TRS-80 is a TM of Radio Shack. A Tandy Corp.

## Internal Expansion Board



### Features:

- SERIAL PRINTER PORT
- HIGH-SPEED TAPE SYSTEM
- 32K MEMORY
- KEYBOARD DEBOUNCE
- MOUNTS IN KEYBOARD
- HIGH GRADE PCB
- DOCUMENTATION

price **\$49.95**

Add \$4. for credit card orders.

Add \$5. for C.O.D. orders

**DALTEX SYSTEMS** ✓ 371

5308 PRINCE

LAKE DALLAS, TEXAS 75065

817-497-2910

interface). Note in Fig. 1 that A15\* AND RAS\* (row address select) are used to enable all on-board memory translations.

ROM A\* (pins 7 and 8 of X3) is used in a Level II machine to select the outrigger circuit board containing the Level II BASIC ROM chips.

If you follow the wiring of the DIP shunt in Fig. 1, you will see that ROM A\* is low (active) for translations of 0, 1 or 2. ROM B\* is also low in this configuration, but not necessary for Level II ROM selection.

By now, you can probably see the necessary changes taking form. If the single-chip Level I BASIC ROM is in socket Z34, and we can somehow change the programming of the DIP shunt 0 translation to ROM A\* or ROM B\* at will, we have all the necessary ingredients.

We don't have to worry about the 1 and 2 translations, since they will always select ROM A\* (i.e., Level II ROM), and the Level I ROM will never reference addresses in that range.

### Modification

Assuming that you have the single-chip BASIC I ROM, the only other parts you will need are a SPDT switch, a 16-pin DIP header (Radio Shack Catalog No. 276-1980) and three pieces of flexible hook-up wire six to eight inches long. Any SPDT switch, such as a good sub-miniature toggle switch (Radio Shack Catalog No. 275-613), will do. I used a three-strand ribbon cable for the wire.

Fig. 2 illustrates the wiring of the DIP header and switch. The

procedure is as follows:

1. Cut three six to eight-inch pieces of hook-up wire or ribbon cable. Trim 1/4 inch of insulation from each end and tin the leads.
2. Connect one lead (center of the ribbon cable) between pin 10 of the DIP header and the center pole of the SPDT switch. Solder both ends.
3. Connect one lead between pin 6 of the DIP header and one of the remaining SPDT switch poles. This is the Level I position. Solder both ends.
4. Connect the last lead between pin 9 of the DIP header and the remaining SPDT switch pole. This is the Level II position. Solder the switch end only.
5. Connect a wire jumper between pins 8 and 9 of the DIP header. Solder both ends.
6. Connect a wire jumper between pins 7 and 11 of the DIP header. Solder both ends.
7. Connect a wire jumper between pins 2 and 15 of the DIP header. Solder both ends.
8. If you have a 16K machine (or larger), connect wire jumpers between pins 3 and 14, 4 and 13, and 5 and 12. Solder all ends.

This completes wiring of the DIP header and switch assembly. Now, on to the installation: 9. Disconnect all cables to the keyboard unit and lay it upside-down on a nonmarring surface. Remove the six Phillips screws in the bottom.

10. Holding the case top and bottom together, turn it over and carefully lift off the top. Be careful of the power-on LED.

11. Carefully raise the keyboard assembly and fold it back. Do not strain the interconnecting

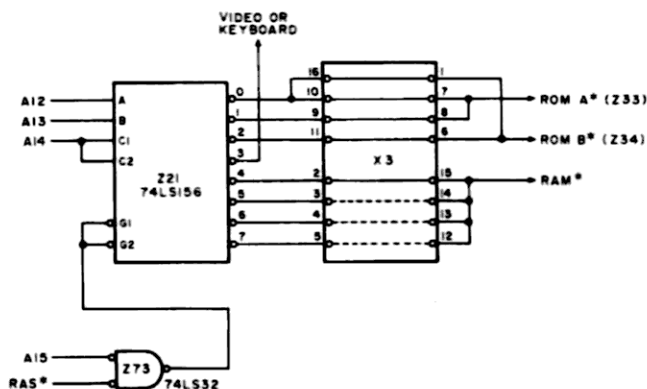


Fig. 1. Memory Mapping in the TRS-80 Level II.

# 4 MHz TRS-80\*

MODEL I UPGRADE

## PLUG COMPATIBLE PROCESSOR

- **DOUBLES PROCESSING POWER** of Level I and II by increasing speed 2.25 times to equal Model II.
- **RELIABLE 4 MHz OPERATION** USES Z-80A - not a mere clock speed up.
- **EASY TO INSTALL** - plugs into expansion port.
- **COST EFFECTIVE** - costs less than 5% of typical system price.

DIMENSIONS: 13" L 3 1/4" H 2 3/4" W

COLOR: Grey

POWER REQUIREMENTS: 120 VAC

Send check for:

**\$200.00**


MicroCompatible Inc. ✓ 458 includes shipping  
P. O. Box 107 and handling  
Scaly Mt., N. C. 28775 (704) 526-2782

\*Registered Trademark of Tandy Corp.

## HI-RESOLUTION GRAPHICS FOR TRS-80\*

INTRODUCING:

# E/RAM



E/RAM Graphics is a unique hardware/software package, which will integrate high-speed, high resolution graphics into any Level II TRS-80 system. E/RAM hardware is a fully plug-compatible box, which installs in minutes, and requires absolutely no modifications to the TRS-80 system. E/RAM software is a compact, relocatable set of utilities which provides the user with easily accessible graphics functions. For instance: the user pokes the end point coordinates of a line into certain locations, does a USR call, and an optimized dot-raster line is automatically drawn on the screen at very high speed (less than 10 milli-seconds for a medium length line).

E/RAM does not require the purchase of an additional monitor CRT. The high-resolution graphics video is synchronized with the TRS-80 video and appears on the screen with the normal TRS-80 display. Alphanumerics, TRS-80 graphics, and E/RAM high-resolution graphics may be displayed simultaneously or individually.

E/RAM hardware contains its own 6144 byte video memory, which provides a true 256 x 192 matrix of independent graphic elements. (E/RAM is NOT a programmable character generator type graphics system. Character generator systems have serious limitations in full screen graphics applications.)

E/RAM will operate with or without an expansion interface, and with any standard memory configuration (4k through 48k).

E/RAM is fast. "E/RAM" is an acronym for Extended Random Access Memory, a very short description of the Patent-Pending method of I/O employed by this device, which gives it memory-mapped speed without interfering with the memory space used by the TRS-80.



The installation of E/RAM will not affect normal operation of the TRS-80. High resolution ON/OFF is under program or manual control (a switch is provided). An expansion card edge connector is provided so that other peripherals may be used on the TRS-80 bus.

E/RAM software package is compact (less than 1000 bytes), fast, easy to use, and very flexible. A relocating loader is provided. The user can delete unneeded routines if more memory space is required. Lines can be drawn as fast as 13 per second using BASIC USR calls, and as fast as 200 per second using assembly language programs.

Routines usable through USR of BASIC, and of course an assembler CALL are:

INIT	- Sets up display
PLOT	- Plots a point
READ	- Reads a point from the screen
BLACK	- Sets drawing mode to black (off)
WHITE	- Sets drawing mode to on
CLEAR	- Clears the high-resolution graphics screen
LINE	- Draws a line

As an example, after the utilities package is loaded and you desire to draw a line, the following sequence of BASIC instructions could be executed:

U=USR(0)	Return the communications area
POKE U+1,X0	Provide the beginning X coordinate
POKE U+3,Y0	Provide the beginning Y coordinate
POKE U+5,X1	Provide the ending X coordinate
POKE U+7,Y1	Provide the ending Y coordinate
V=USR(4)	Draw the line (Current speed is approximately 13 vectors/second)

The complete E/RAM package is available for only \$349.95, and includes case, power supply, cables, software cassette, and complete documentation.

To order, or for further details, write or call:

### VERN STREET PRODUCTS

✓ 432

114 West Taft  
Sapulpa, Oklahoma 74066  
Phone: (918) 224-5347

We handle a full line  
of Radio Shack products

Dealer inquiries are invited.


Terms: COD Welcome, check, money order, Master Charge, or Visa  
Delivery: Stock to 60 days.

E/RAM was designed, and is manufactured by KEYLINE COMPUTER PRODUCTS, INC.  
13 East 6th Street, M/C 200, Tulsa, Oklahoma 74119.

\*TRS-80 is a registered trademark of Radio Shack, a Tandy Corporation.

for the TRS-80 from Micro-Mega

## The Original GREEN-SCREEN



The eye-pleasing Green-Screen fits over the front of your TRS-80 Video Display and gives you improved contrast with reduced glare. You get bright luminous green characters and graphics like those featured by more expensive CRT units.

Don't confuse the Original Green-Screen with a piece of thin film stuck to the face of your video tube, such as that advertised by others. The Original Green-Screen is mounted in a full frame perfectly matched to the color and texture of the TRS-80 Video Display. It is attached with adhesive strips which do not mar your unit in any way.

The full frame design of the Original Green-Screen "squares off" the face of your video display and greatly improves the overall appearance of your system.

THE GREEN-SCREEN.....\$13.95  
Add \$1.00 for postage and handling.

Terms: Check or money order, no CODs or credit cards, please. Add amount shown for postage and handling to price of the item. All items shipped within 48 hours by first class or priority mail. Virginia residents, add 4% sales tax.

✓ 29

Micro-Mega · P.O. Box 6265 · Arlington, Va 22206





## TRS-80 COMPATIBLE DISK DRIVES AT GREAT DISCOUNTS!!



- These MPI drives are completely compatible with Radio Shack's and may be mixed and matched! (i.e. you may use Radio Shack drives and MPI's together with no problems! They are totally compatible with TRSDOS, NEWDOS, or any other TRS-80 software!)
- These MPI's have doors that close and keep dust out!
- These MPI's have auto diskette eject!
- These drives are one of the fastest on the market: 5 miliseconds versus Radio Shack's 40 miliseconds!
- These drives come complete with power supply and case and are ready to use immediately. They are compatible with Radio Shack's disk cable or you may purchase our cable.
- Dual drive is same as two drives but uses only one diskette! Save money on expensive diskettes! It may be used as drive 0 and 1, 1 and 2 or 2 and 3! This is a fantastic buy!
- **SAVE \$116 (Single drive) or \$451 (Dual drive)**  
Over Radio Shack's single drive prices!

**WE SHIP FAST! ORDER YOUR DRIVE TODAY!!!**

Order #		
8000	MPI Single Drive	384.00
8001	MPI Dual Drive	549.00
8002	4 Drive Cable	39.95
8003	2 Drive Cable	24.95
8005	TRSDOS Manual and TRSDOS 2, 3	19.95
8006	NEWDOS+ (includes editor assembler that works with tape or disk, disassembler, superzap, basic variable reference, renumber, disk commands from basic, screen to printer command, and much more)	99.95
8016	NEWDOS 80 and NEWDOS+ ("NEW" NEWDOS+ and more)	149.95
8007	TRS 80 Disk and other mysteries by H.C. Pennington - gives explicit descriptions of TRSDOS, NEWDOS, SUPERZAP, DEBUG etc.	22.00
8008	Ten pack diskettes	29.95
8009	Single diskettes	2.99
8010	Disk holders (hold ten each)	2.99

**Please add \$5.00 per drive for shipping & handling**  
**No tax on out of state orders!!**

We accept Visa - Master Charge - Money Orders - Checks (C.O.D. \$3.00 extra) ✓ 19  
Send orders to: **Simutek, P.O. Box 13687-Z, Tucson, AZ 85732**

Name \_\_\_\_\_

Address \_\_\_\_\_

City \_\_\_\_\_ State \_\_\_\_\_ Zip \_\_\_\_\_

Phone orders welcome 24 hours! (800) 528-1149 Foreign orders add \$20 postage and handling per drive. TRS-80 is a TM of Radio Shack. A Tandy Corp.  
Arizona residents add 4% sales tax

# THE SOFTWARE DIRECTORY

A Comprehensive Guide to Programs

**Now, you can have access to hundreds of computer programs, quickly and easily.**

The Software Directory lists available programs for major home and small business computers, including Apple...Atari...North Star...Radio Shack...PET...CP/M Systems and more.

Indexed for fast and easy reference, Directory categories include games, education, utilities, home accounting, and professional business programs. It's organized according to computer type, so you can find the programs designed for **your** computer, fast.

The Software Directory describes each program, and lists the minimum required system, program price, ordering information and vendor address.

The Software Directory has all the information you need for ordering any of the hundreds of software programs available. To get it, send a check or money order for \$9.95 to Software Central. We'll send you a software reference book you'll use time and again.



Software Central  
P.O. Box 30424 Dept. M  
Lincoln, NE 68503

✓ 416

ribbon cable.

12. Remove the five rubber separators. Remember where they were.

13. Carefully remove the CPU logic assembly together with the keyboard assembly and turn them over to the component side.

14. Remove the DIP shunt at X3 (near the expansion interface edge connections) and plug the DIP header/switch assembly in its place. Make sure it is plugged in correctly.

15. If the ribbon cable from the Level II board is plugged into socket Z34, carefully remove the plug and insert it into socket Z33.

16. Make sure the single-chip BASIC ROM is positioned correctly and carefully insert it into socket Z34.

17. At this point, you'll have to decide where and how to mount the SPDT switch. I drilled a hole near the center of the rear apron of the case. Make sure the wire will reach the switch position when the PC board is reinstalled in the case.

18. You may want to check out the computer before replacing it in the case. See Checkout and Operation.

19. Reassemble the unit by reversing the above procedure, installing the switch as you go. Be sure that the five rubber separators are on the posts under the keyboard assembly. If you mixed up the screws, the shortest ones go in the holes near the front of the keyboard, the middle-sized screws in the two center holes and the long ones in back.

## Checkout and Operation

Connect the power supply and display cables. Put the switch in the Level II position and turn the power on. The video should display:

MEMORY SIZE?\_\_

If the display is:

READY

>

the switch is in the Level I position.

If the display is garbage, turn the power off, wait a few seconds and turn the power on again. If the display is still garbage or clear, turn the power off and recheck all your wiring. Make sure the DIP header, BASIC I ROM chip and ribbon cable connector from the Level II board are properly oriented in their sockets.

Now, turn the power off and switch to the other Level position. Wait a few seconds and turn the power on. The display should now be the alternate initial message. If Level II worked but Level I does not, the problem is likely in the Level I ROM chip, its orientation or the wire from the Level I position on the switch.

You'll have to turn power off each time you change levels. If you just throw the switch, the CPU usually goes out to lunch. The manual reset won't recover.

The reason for pausing each time you turn the power off and on is to allow time for the power-on reset capacitor to discharge. ■

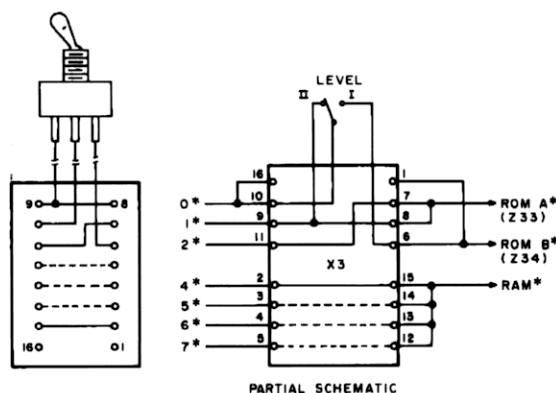


Fig. 2. Switch/Header Assembly.

Games from **BIG FIVE** will  
turn your computer into a

# TRS-80 HOME ARCADE

## SUPER NOVA<sup>®</sup>



"Huge ASTEROIDS have invaded the galaxy! Your mission is to destroy them and the alien saucers before they destroy you!" *Our #1 top selling game!*

**\$14.95** 16K Level I or II


## METEOR MISSION<sup>®</sup>



"The second Big Bang has occurred and the galaxy is full of stray meteors and asteroids. Can you survive to dock your ship with the space station?"

**\$9.95** 4K Level I or II

## GALAXY INVASION<sup>®</sup>



The newest and most exciting Invaders-type game yet! Smooth sound effects, sharp graphics, and the "Flagship" alien from Super Nova combine to make this our finest TRS-80 game!

**\$14.95** 16K Level I or II

## BIG FIVE SOFTWARE CO.

P.O. Box 9078-185 • Van Nuys, CA 91409

✓ 357

All games © 1980 by Bill Hogue & Jeff Konyu  
TRS-80 is a trademark of Tandy Corp.  
When ordering specify Level I or II.  
Please add \$1.00 for handling, Calif. res. add 6%  
10% discount for two games; All 3 for \$34.00.  
Dealer inquiries invited.

# LYNX<sup>®</sup> makes your TRS-80 a whole new animal.

LYNX isn't just a telephone coupler.

LYNX is a one-piece total telephone linkage system for TRS-80 Level I and II computers. It contains all the functions you need to tap The Source. Engage your business computer. Play games with a computer friend. Or do nearly anything you wish.

Best of all . . . LYNX costs only \$239.95\*. A mere fraction of what you used to have to pay for equipment to do the same job.

LYNX. To get your paws on one, call or write:

**ESI** EMTROL  
SYSTEMS, INC.

123 LOCUST STREET LANCASTER, PENNSYLVANIA 17602  
Phone 717/291-1118

VISA or Master Card Welcome



\*Add \$2.50 for shipping and handling.  
PA residents add 6% sales tax.  
Includes "terminal" program on cassette, instruction manual.

✓ 278



\*TRS-80 is a trademark of the Radio Shack Division of Tandy Corporation.

## Genetic counsel from your TRS-80.

# Genotype

Albert Rauber M. D.  
Department of Pediatrics  
69 Butler St., S. E.  
Atlanta, GA 30303

**P**rospective parents faced with genetic problems must make their own decisions. Only they can balance the risks and benefits of pregnancy, abortion, contraception, sterilization or adoption.

Their physician will often tell them what the odds are that a child would have a particular birth defect or would carry the trait. But these statistics come from large samples, and can be misleading. No woman will have enough pregnancies in her lifetime to demonstrate the odds.

This program gives the patient a more realistic view of probability as applied to human genetics. It uses four examples:

- The general inheritance of an autosomal recessive gene that requires a contribution from each parent. ("Autosomal" refers to chromosomes other than those that determine sex.)

- Hemophilia, which illustrates the workings of a gene carried on the special chromosomes that determine sex.

- Sickle-cell disease, which differs from other autosomal recessive genes in that we can test for it even when it causes no

disease.

- The four major blood types, which are combinations of two genes, each of which expresses itself as a single gene and neither of which may be present.

The program is written on a TRS-80 Level II in BASIC and runs on 16K. It comprises 8357 bytes.

### The Program

Statements 300-360 select topics from a menu. 1000-1200 pick the genotypes of each parent for the recessive inheritance example.

1210 sends the program to 20000, a subroutine to print and label a conventional pedigree tree. A second branching at 20040 and 20070 goes to subroutines at 30000, which fill in the male and female symbols to indicate affected or carrier states.

20302 defines the number of children to be born. 20305 combines the parents genotypes, and branches to appropriate lines. 20307-20329 calculate the probabilities using the random number generator. 20332 counts the children, and 20329 determines sex.

20334 branches to a subroutine that defines the x,y coordinates for printing the next child on the family tree. Line 20440 directs the program to graphic subroutines, which print the symbol appropriate to sex and genotype (30018-30450).

Line 20470 lets you repeat the experiment or return to the menu.

The other examples use the same graphics subroutines but differ in their calculations.

The hemophilia (x linked recessive) program considers only two genotypes (G) and the two sexes (R), which are determined by serial RND (X) statements to produce four different outcomes in lines 2130-2160.

The blood type example, beginning at line 3000, uses string functions, since blood type names are actually concatenations of the gene names (A,B,O). Although sex has nothing to do with the inheritance, I've kept the symbols and terms to enhance realism.

Line 3010 summarizes a basic information review. Lines 3110-3170 ask for the paired

genes of each parent. Lines 3250-3210 randomly select which gene each parent will furnish to the conceptus (CS) in line 3320.

Lines 3330 and invoked subroutines print and label the family tree, with genotypes for the blood groups.

The sickle-cell routine at line 4000 follows the same basic pattern as the blood group routine, but with different text.

Repeated runs compress time and let you simulate many families of varying sizes, giving a more accurate feel for the odds and stakes involved.

Biology teachers can modify this program for classroom use by removing the medical references and using sweet pea flower colors, guinea pig coat markings or other characteristics. ■

### Program Listing 1.

```
5 CLS
10 PRINT"COPYRIGHT 1979 ALL RIGHTS RESERVED. ALBERT RAU
   BER DECATUR, GA.":INPUTZ$
100 CLEAR
110 CLS
200 PRINT CHR$(23)
210 PRINT@468,"GENOTYPE":FOR I=1 TO 1000:NEXT I:CLS
212 CLS
300 PRINT"SELECT THE MODE OF INHERITANCE FROM THIS LIST
   .":PRINT
310 PRINT"ENTER THE NUMBER OF YOUR CHOICE."
320 PRINT TAB(10) "(1) AUTOSOMAL RECESSIVE"
330 PRINT TAB(10) "(2) X LINKED RECESSIVE (HEMOPHILIA)"
340 PRINT TAB(10) "(3) AUTOSOMAL DOMINANT (BLOOD TYPES)
   "
```

Program continued



# TUBE

The Ultimate Buffered Editor  
for TRS-80 Disk Systems

TECO like, 21 edit commands, direct cursor control, block move, multiple input lines, file size limited only by available disk space. This is A FULL SCREEN EDITOR UTILIZING CURSOR CONTROL.

● On TRS-80 Disk with Manual \$40.00  
Also available for TRS-80

SBASIC Structured Basic Pre-Processor \$50.00

● BASOPT Basic program optimization program \$20.00

**ULTIMATE COMPUTER SYSTEMS**

313 Meadow Lane  
Hastings, Michigan 49058  
(616) 945-5334  
(Dealer inquiries invited)

✓ 84

VISA & MASTERCARD ACCEPTED

\*TRS-80 is a trademark of Tandy Corp.

## HEATH H14

TRS 80

### NO SOFTWARE REQUIRED

Interface mounts in H14 printer or in TRS-80 EI. May be used with RS printer interface cable. Uses the software driver in the Level 2 ROM. No more software compatibility problems. Works with Elec Pen, Scripts, Fortran, Newdos, Vtos, etc. The computer thinks it is driving an RS parallel printer. Handshaking for reliable full speed operation. \$44.95 A&T with 90 day warranty. Kit \$29.95

### REMOTE CONTROL

Control your home with your TRS-80! Ultrasonic control module plugs into the cassette port and controls Sears or BSR X-10 home control system. Control up to 256 devices including lights, coffee pot, stereo, or whatever. Software is included for Level 2 and Disk Basic. \$24.95 A&T with 90 day warranty. Kit \$19.95.

Please include \$2.00 Shipping and Handling with all orders.

SPEEDWAY ELECTRONICS  
1354 Auburn  
Speedway, Indiana 46224 ✓ 275

PHONE (317) 925 0496  
MASTER CHARGE VISA

# ★ NEW ★

## WILL-O-SCREEN

The \$4.98 color display screen  
for your TRS-80® (model I or II)

If you spend any time at all in front of your video display, you need this wonderful attachment.

- reduces eye strain & fatigue
- decreases glare
- non-electronic
- removable
- adds "zip" to your graphics
- will not mar surface or void guarantee
- adds a "professional" look to your computer
- flips up
- mounts in seconds
- reduces screen contrast
- monitor controls unaffected
- no tools required
- money back guarantee

Your eyes are worth it!

■ State color:  
red, gold, green, blue, amber  
\$4.98 each + \$1.02 S and H  
■ Send check or M.O. to:

WILL-O-SCREEN  
Williams Enterprises  
3101 Cheverly Ave  
Cheverly, MD 20785 ✓ 374

® Trademark of Radio Shack Div. of Tandy Corp.

# Omikron's Mapper + NEWDOS/80 8" Drives for the TRS-80

**NEWDOS/80** is Apparat's latest upgrade to NEWDOS. Features include variable length records, chaining, and drivers specifically configured for Omikron's MAPPER II. \$150.

**MAPPER II** adapts the TRS-80 to run both 5" and 8" drives. With NEWDOS/80, storage is increased to 300K per 8" drive. \$99 plus \$10 per cable connector.

**MAPPER I** adapts the TRS-80 to run the vast library of CP/M software as well as the TRS-80 software. All Lifeboat Software may be ordered for the MAPPER I. All MAPPER I CP/M software is compatible with the CP/M for the Model II. With MAPPER II and 8" drives, the Model I becomes disk compatible with the Model II.

Standard features include lower case support, serial and parallel printer drivers, and an addressable cursor. MAPPER I is supplied with complete utilities including a memory test, a disk test, a copy program, and a proprietary program for converting TRS-DOS files to CP/M files. \$199.

**WORD PROCESSING** — MAPPER I supports professional word processors like the Magic Wand and Word Star (see reviews in June 80 Kilobaud). Omikron's implementation includes a blinking cursor, auto repeat, shift lock, debouncing, and an input buffer that eliminates missed characters. Magic Wand super discount price \$299.

**FIELD PROVEN DESIGNS** — After one year of MAPPER production, Omikron has established an impeccable reputation for reliability, integrity, and user support. Omikron's customers include the US Government, major corporations, universities, medical doctors, and professionals in all fields.

**SYSTEMS** — Omikron sells complete systems featuring Model II compatible Shugart disk drives. Call for prices and delivery.

**FOREIGN ORDERS** must include full payment in US funds plus \$25 for air shipping and handling.

See reviews in July 80 and August 80 BYTE By Jerry Pournelle.




\*CP/M is a TM of Digital Research. TRS-80 is a TM of Tandy Corporation.

✓ 367

✓ Reader Service — see page 226

80 Microcomputing, October 1980 • 189



# Qume Printers for the TRS-80 ? **YES !**

Our model CS-2 interface plugs into the Qume printer I/O and offers a centronics connector for DIRECT CONNECTION from your TRS-80 parallel interface.

## Q. Which Qume?

A. Any sprint 3 series printer 35, 45, or 55 CPS.

## Q. Software compatability?

A. The code set is compatable with:

Diablo 1610/1620

Sprint 5 subset

Scriptit works with no modification.

Price: \$395.00 shipped from stock

Complete printer systems available.

Example: Sprint 3/45cps with TRS-80 interface \$2645.00.

## ALSO AVAILABLE

Sprint 5 Printers RO & KSR

Sprint 3 Twintrack

DataTrack 8 Floppy Disk Drives

DataTrack 5 Floppy Disk Drives

Forms Tractors

Cut Sheet Feeders

Interfaces for Qume to Apple, Pet, HP-85

Systems 10 Computer systems

Supplies

Complete service depot

Dealer quantity discounts available.

# DATA WHOLESALE CORPORATION

✓ 436

700 Whitney St. San Leandro, CA 94577 (415) 638-1206

```

341 PRINT TAB(10)"(4) SICKLE CELL ANEMIA"
350 PRINT@896,"":INPUTZ
360 CLS:ON Z GOTO 1000,2000,3000,4000
370 STOP
999 CLS
1000 PRINT"          THIS PROGRAM ILLUSTRATES THE PROPA
TION OF AN AUTOSOMAL          RECESSIVE TRAIT"
1001 PRINT@896,"PRESS ENTER":INPUT Z$
1002 CLEAR
1004 RANDOM
1100 CLS:PRINT"CHOOSE A GENETIC TYPE FOR EACH PARENT":P
RINT:PRINT
1110 PRINT"THE FATHER SHALL BE:"
1111 PRINT
1120 PRINT TAB(10)"(1) NORMAL"
1130 PRINT TAB(10)"(2) AFFECTED"
1140 PRINT TAB(10)"(3) CARRIER"
1141 PRINT
1150 INPUT"TYPE THE NUMBER OF YOUR CHOICE";E
1151 PRINT
1160 PRINT"THE MOTHER SHALL BE:"PRINT
1170 PRINT TAB(10)"(1) NORMAL"
1180 PRINT TAB(10)"(2) AFFECTED"
1190 PRINT TAB(10)"(3) CARRIER":PRINT
1200 PRINT:INPUT"TYPE THE NUMBER OF YOUR CHOICE";F
1210 GOTO 20000
2000 ' * X LINKED RECESSIVE TRAIT
2001 CLEAR
2002 CLS
2003 RANDOM
2010 PRINT"          THIS PROGRAM ILLUSTRATES THE PROPOGATION
OF AN X LINKED          RECESSIVE TRAIT SUCH AS HEMOPH
ILIA."
2012 PRINT@769,"PRESS ENTER WHEN READY":INPUTZ$
2014 CLS
2020 PRINT@18,"NORMAL MALE"
2030 PRINT@34,"CARRIER FEMALE"
2034 X=44:Y=6
2040 GOSUB30018
2050 PRINT@343,"X Y"
2054 X=78:Y=6
2060 GOSUB 30174
2070 PRINT@359,"X X'"
2080 GOSUB 30400
2090 X=0:Y=0
2100 PRINT@768,"HOW MANY CHILDREN ( 1 TO 5)";
2104 INPUT K
2108 FOR Q = 1 TO K
2112   C=C+1
2114   ON C GOSUB 30510,30520,30530,30540,30550
2120     R=RND(2):G=RND(2)
2130     IF R=1 AND G=2 THEN A=A+1:P=1:GOTO2170
2140     IF R=1 AND G=1 THEN P=2:GOTO2170
2150     IF R=2 AND G=2 THEN B=B+1:P=3:GOTO2170
2160     IF R=2 AND G=1 THEN P=4:GOTO2170
2170   ON P GOSUB 30300,30018,30174,30110
2176 NEXT Q
2180 PRINT@768,"PRESS ENTER          ":IN
PUTB$
2190 PRINT@768,"THERE ARE ";A;" AFFECTED BOYS AND ";B;"
CARRIER GIRLS."
2200 PRINT@832,"TYPE 1 TO REPEAT, 2 TO RETURN TO MENU,
3 TO END":INPUT S
2210 ON S GOTO 2000,212,30000
2999 STOP
3000 REM -----BLOOD TYPES -----
3002 CLS:CLEAR(1000)
3010 PRINT"THIS PROGRAM ILLSTRATES THE ACTION OF DOMINA
NT GENES."
3020 PRINT"BLOOD TYPES A,B,AND O ARE USED AS EXAMPLES."
:PRINT
3030 PRINT"THE GENE A PRODUCES ANTIGEN A; B GENE PRODUC
ES ANTIGEN B AND"
3040 PRINT"EACH GENE EXPRESSES ITSELF INDEPENDENTLY OF
THE OTHER."
3050 PRINT"O REPRESENTS AN ABSENT GENE; IF BOTH A AND B
ARE ABSENT"
3060 PRINT"NO ANTIGEN IS PRESENT AND TYPE O EXISTS.":PR
INT
3070 PRINT"A TYPE A PERSON MAY RESULT FROM GENOTYPE 'AA
' OR 'AO' BUT"
3080 PRINT"THE 'AO' INDIVIDUAL WILL TRANSMIT THE 'A' GE
NE TO PROGENY IN"
3090 PRINT"ONLY ONE HALF OF THE INSTANCES."
3100 PRINT@896,"PRESS ENTER WHEN READY";:INPUTZ$
3108 CLS
3110 PRINT"CHOOSE BLOOD TYPES FOR THE PARENTS."
3112 PRINT
3120 C=C+1: IF C=1 THEN P$="FATHER" ELSE P$="MOTHER":PR
INT
3130 PRINT"TYPE A COMBINATION OF 2 GENES FOR THE ";P$;"
SUCH AS"
3140 PRINT"AA, AO, BB, BO, AB, OO":PRINT
3150 J=J+1: IF J=2 GOTO 3170
3160 INPUT GF$: GOTO 3120
3170 INPUT GM$
3172 CLS
3175 PRINT@151,GF$
3180 PRINT@168,GM$
3190 X=44:Y=5:GOSUB 30018

```

Program continues

# OPTICAL FILTERS

from  
INTERNATIONAL OPTICS

High - grade, professional materials  
Edges are bevelled and polished

Decreases eye - strain

Increases readability

Cuts down glare

Reduces fatigue

Specify:

Radio Shack (8 1/2 x 11)

Soroc 120 (8 x 10 1/2) • Leedex

Sony (ask about custom sizes)

only \$15.95

✓ 463

MICRO BUSINESS SYSTEMS  
18325 VANOWEN #34  
RESEDA, CA 91335  
(213) 705-5999

## alphabetic

TRS-80 © ✓ 124

## TAPE DIGITIZER

ALSO AVAILABLE WITHOUT  
CASSETTE REMOTE  
ON/OFF SWITCH

Used by the  
U.S. Coast  
Guard and  
U.S. Navy

\$54.95



\*ELIMINATES CASSETTE  
LOADING AND COPYING  
PROBLEMS... EVEN  
"SYSTEM" TAPES!  
\*MAKES TAPE PROGRAM  
LOADING PRACTICALLY IN-  
DEPENDENT OF VOLUME  
CONTROL SETTING!  
\*MAKES PERFECT COPIES  
OF ANY TAPE DIGITALLY  
WITHOUT USING COM-  
PUTER, DIGITIZED TO EX-  
ACT REPLICA OF TRS-80'S  
SIGNAL WHILE REMOVING  
HUM, NOISE AND OTHER  
MINOR DROPOUTS  
\*A.C. POWERED NO BAT-  
TERIES CASSETTE SWITCH  
ALLOWS MANUAL OR COM-  
PUTER CONTROL OF CAS-  
SETTE RECORDER  
\*FEED YOUR CASSETTE TO  
THE TAPE DIGITIZER AND  
FEED YOUR COMPUTER  
THE EXACT DIGITAL  
WAVEFORM THE TRS-80  
GAVE TO THE TAPE WHILE  
MAKING A COPY AT THE  
SAME TIME!  
\*THE TAPE DIGITIZER IS  
COMPLETELY COMPATIBLE  
WITH LEVEL I AND II

\$59.95

\*"GOOD DATA" INDEX 4 FOR 1 ASILEY  
ENABLES SETTING FOR LINE CONTROL  
FOR GOOD PROGRAM AND DATA LOADS  
EVERY TIME!

\*GET RID OF YOUR TAPE BLKS TODAY!  
FOR ONE YEAR POSTAGE PAID  
GUARANTEED TO FIX YOUR TAPE  
PROBLEMS OR RETURN IN 10-DAYS FOR  
A FULL REFUND!

24-hour phone

(707) 887-7237

ACU-DATA ALPHANETICS P.O. BOX 197,  
FORESTVILLE, CALIFORNIA 95626

## TRS-80™ SOFTWARE

### MACHINE LANGUAGE SOFTWARE

MONITOR #3.....\$39.95  
Disassembler, memory displays, memory move, search verify,  
and modify, read and write object tapes, hexadecimal  
arithmetic, object code relocater, unload programs for disk,  
symbolic output tapes, 41-page instruction manual.

MONITOR #4.....\$49.95  
Same as Monitor #3 but adds: save and read disk files, direct in-  
put and output of disk sectors, send, receive, or talk to another  
computer via RS-232-C interface, symbolic disassembly on  
disk.

SMART TERMINAL.....\$49.95  
Enables your TRS-80 to be used as a remote terminal to a time-  
sharing system. Supports lowercase and full range of control  
keys. Automatic transmission between memory and host com-  
puter. Much more.

FASTSORT.....\$9.95  
Machine-language sorting program for use by Basic programs.  
Many times faster than other methods!

GAME OF LIFE.....\$5.95  
John Conway's game of "life" shows patterns evolving and  
changing swiftly before your eyes. A dazzling demonstration  
program!

### BASIC SOFTWARE

MAILING LIST.....\$69.95  
Maintains mailing list files of over 1000 names per diskette.  
Add, delete, change, find name, machine language sort, print  
file.

SMALL BUSINESS ACCOUNTING.....\$49.95  
Based on Dome Bookkeeping Journal #612, keeps track of in-  
come, expenditures, and payroll for a small business of up to 16  
employees. Daily, monthly, year-to-date summaries.

HOME BUDGET.....\$49.95  
Checkbook maintenance combined with records of income  
and monthly bills. Monthly and year-to-date summaries show-  
ing tax deductions.

DATABASE MANAGEMENT.....\$29.95  
Defines files of any description and maintain on cassette or  
disk. Add, change, delete, find, sort, justify, print, line print,  
total fields, write.

### HOWE SOFTWARE ✓ 103

14 Lexington Road  
New City, New York 10956

(\*) TRS-80 is a registered trademark of Tandy corp.

## BEST SELLING INFORMATION MANAGEMENT SYSTEM IN MICROS TODAY!!

### SELECTOR III-C2

- Powerful
- Creates and Maintains Multi- key data bases.
- Prints FORMATED, SORTED REPORTS with numerical summaries.
- Source code supplied
- Prints MAILING LABELS — and more!
- Comes with APPLICATIONS PROGRAMS including:
  - Sales Activity
  - Inventory
  - Payables
  - Receivables
  - NAD
  - Expense Register
  - Checks Register
  - Client/Patient Record
  - Appointments
  - Library

File management and report writing modules contain linkage to user subroutines to add virtually any special purpose application.

STATE OF THE ART in information manage-  
ment systems!

NEW — "Ready-to-run" version for the  
TRS-80® Model I, only from Business  
Microproducts. Also available for Model II.

Requires CP/M operating system or  
derivative and CBASIC2.

Offered on 5 1/4" or 8" all versions... \$295.\*  
CBASIC2 with Selector Purchase... \$75.\*

## TRSDOS → CP/M

### FILE TRAN

### "BRIDGES THE GAP"

- Machine language COM FILE  
directly compatible with your  
CP/M system
- Automated Terminal Con-  
figurator
- Memory displayed in both HEX  
and ASCII
- Any disk Sector Selected and  
displayed in both HEX and  
ASCII
- Transfers both data and pro-  
gram files by file name byte by  
byte
- Newly created files scanned  
for potential errors between  
level II BASIC & MBASIC 5.0  
or later
- CP/M files scanned for any  
selected string
- Searches any program for all  
occurrences of any string
- Generates a variable cross  
reference invaluable feature  
for any system level conver-  
sion and debugging
- Displays both CP/M &  
TRSDOS directories

■ And more

From CP/M: TRSDOS now available for TRS-80 Model I  
Both directions.....\$149.00

FILETRAN Disk and Manual.....\$99  
Manual alone (manual price credited to system).....\$20

BUSINESS MICROPRODUCTS ✓ 382

A DIVISION OF THE READY CORPORATION  
LIVERMORE FINANCIAL CENTER  
1838 Catalina Court • Livermore, CA 94550  
(415) 449-4412

VISA \_\_\_\_\_ M/C \_\_\_\_\_

## NEVADA COBOL

- ✓ A POWERFUL subset of ANSI-74
- ✓ A PRICE that's UNBEATABLE—\$99
- ✓ EXTENDED arithmetic & I/O features
- ✓ FAST compilation and execution
- ✓ EASY to use — Generates small executable  
object modules
- ✓ UNIQUE — Easily understood error  
messages
- ✓ CP/M compatible
- ✓ Also available ON TRS-80
- ✓ REQUIRES only 16K-RAM
- ✓ Designed for PORTABILITY

### STANDARD FEATURES

- Random access file structure
- Sequential files — Fixed and variable length
- Debugging capability
- Copy statement
- Data types & character string, 16 Bit Binary  
and packed decimal (Comp-3)
- 18-Digit accuracy
- Hexidecimal non-numeric literals
- Powerful editing
- Interactive accept/display

Offered on both 5 1/4" and 8" diskette, all  
versions.....\$99\*

\*CA residents add 6% sales tax.  
Continental shipping \$3.00. Allow 2  
weeks delivery.

TRS-80 is a trademark of the Tandy Corp  
CP/M is a trademark of Digital Research





# KRELL SOFTWARE presents for the TRS-80\* 375 PET, Apple II, and Apple II Plus

## ELECTORAL COLLEGE 1980

The Tool for forecasting the outcome of the 1980 presidential Election. Will it be CARTER? REAGAN? ANDERSON? or will the election be forced into the House of Representatives? This program, developed by a professor of Political Science is built to be used in two ways:

1. During the political campaign prior to the election and,
  2. On Election Night, as the partial returns roll in on network news.
- Using the state by state data on previous elections that the program provides, simulated elections are run and the probability of outcomes calculated. \$14.95

## COLLEGE BOARDS

The best way to sharpen your skills for the College Board SAT Exams is to work on actual examinations. Each of these 4 programs confronts the user with a virtually limitless series of questions and answers. Each program is based on past SAT exams and presents material of the same level of difficulty and in the same form as used in the verbal and mathematical portions of the College Board Examinations. Scoring on each exam is provided in accordance with the formula used by College Boards.

COLLEGE BOARD - VOCABULARY	19.95
COLLEGE BOARD - WORD RELATIONSHIPS	19.95
COLLEGE BOARD - MATH PART A	19.95
COLLEGE BOARD - MATH PART B	19.95
COMPLETE SET	59.95

## TIME TRAVELER

The best of the adventure games. Confronts player with complex decision situations and at times, the demand for real time action. Using the time machine, players must face a challenging series of environments that include: the Athens of Pericles, Imperial Rome, Nebuchadnezzar's Babylon, Ikhnoton's Egypt, Jerusalem at the time of the crucifixion, the Crusades, Machiavelli's Italy, the French Revolution, the American Revolution and the English Civil War. Deal with Hitler's Third Reich, the Vikings, etc. Involve yourself with historical military and government operations, markets, etc. in fascinating game situations. Each game is unique! \$24.95

## THE SWORD OF ZEDEK

Fight to overthrow Ra, the Master of Evil. In this incredible adventure game you must confront a host of creatures, natural and supernatural. To liberate the Kingdom, alliances must be forged and treasures sought. Treachery, deceit and witchcraft must be faced in your struggle as you encounter wolves, dwarves, elves, dragons, bears, owl, orcs, giant bats, trolls, etc. Each game is unique in this spectacular and complex world of fantasy. \$24.95

## REALTIME SUPER STAR BASEBALL

Performance is based on the interaction of actual batting and pitching data. Players select rosters and lineups and exercise strategic choices including base stealing, pinch hitting, bunting, intentional walks, hit and run plays, etc. Games include double plays, wild pitches, infield errors, hit batsmen and pick offs. \$14.00.

ALSO AVAILABLE ALL TIME SUPER STAR BASEBALL \$14.95.

## PRIME TIME

Players compete as network executives. Each selects T.V. shows for competing time slots. Choose from a range of programs including sit-coms, dramas, soaps, westerns, sci-fi, news and documentary shows, etc. Up to three players compete for ratings and advertising revenue. Program simulates fan loyalties and industry events including FCC rulings and criticism from civic groups. Exciting and realistic. In game package #3.

## HOSTAGE

Negotiate and/or stage military raids in this contest between the Authorities and the Terrorists.

Terrorists select their target; choosing to seize hostages at foreign embassies, the U.N. Building, Airliners, Hospitals, School Buses, or even Nuclear reactors.

As in real life, public opinion counts and shapes the players actions. Players have a dramatic and realistically wide range of tactical options. This game accurately reflects the intricacies of threat, promise and all facets of negotiations. In game package #1.

GAME PACKAGE #1  
HOSTAGE, BLACK GOLD, PRIMARY  
FIGHT

GAME PACKAGE #3  
PRIME TIME, STAR CLIPPER,  
BULLS AND BEARS

GAME PACKAGE #4  
WORDSWORTH, HARDCRABBLE, BIBLE QUOTE  
SHAKESPEARE QUOTE, BILL OF RIGHTS  
QUOTE

GAME PACKAGE #2  
BANZAI, BANZAI II, SUPER BANZAI  
THE BLACK DEATH

\*All programs require 16K • TRS-80 Programs require Level II Basic • Apple programs require Microsoft Basic

\* TRS-80 is a trademark of the Radio Shack Division of Tandy Corporation.



Send check or money order to

**Krell Software**

21 Millbrook Drive, Stony Brook, NY 11790 (516) 751-5139

```

3200 X=80:Y=5: GOSUB 30110
3220 GOSUB 30410
3230 X=0:Y=0
3240 PRINT@ 768,"HOW MANY CHILDREN ( 1 TO 5 )";:INPUT O
3250 FOR Q= 1 TO O
3260 GF=RND(2):ONGF GOTO 3270,3280
3270 F$=MID$(GF$,1,1):GOTO 3290
3280 F$=MID$(GF$,2,1)
3290 GM =RND(2):ON GM GOTO 3300,3310
3300 M$=MID$(GM$, 1,1):GOTO3320
3310 M$=MID$(GM$, 2,1)
3320 C$= F$+M$
3330 K=K+1:ON K GOTO 3332,3334,3336,3338,3340
3332 PRINT@719,C$:GOTO3350
3334 PRINT@727,C$:GOTO3350
3336 PRINT@735,C$:GOTO3350
3338 PRINT@743,C$:GOTO3350
3340 PRINT@751,C$:GOTO3350
3350 ON K GOSUB 30510,30520,30530,30540,30550
3360 S=RND(2):ON S GOSUB 30010,30110
3370 NEXTQ
3380 PRINT@896,"PRESS ENTER";:INPUTZ$
3390 PRINT@896,"TYPE 1 TO REPEAT, 2 TO RETURN TO MENU,
3 TO END"
3400 INPUTZ:ONZ GOTO 3000,212,30000
3999 STOP
4000 REM -----SICKLE CELL-----
4002 CLEAR
4004 CLS
4006 RANDOM
4010 PRINT"THIS PROGRAM SHOWS HOW THE GENES FOR SICKLE
HEMOGLOBIN"
4020 PRINT"ARE PASSED ON TO PROGENY. A PERSON RECEIVIN
G A SICKLE"
4030 PRINT"GENE (S) FROM EACH PARENT (SS) MAKES ABNORMA
L SICKLE"
4040 PRINT"HEMOGLOBIN AND BECOMES SICK. A PERSON WHO RE
CEIVES ONLY"
4050 PRINT"ONE (S) GENE BUT ALSO HAS AN (A) GENE MAKES
ENOUGH SICKLE"
4060 PRINT"HEMOGLOBIN TO DETECT BUT DOES NOT BECOME ILL
. HOWEVER,"
4070 PRINT"THE (S) GENE CAN BE PASSED ON TO THE CHILDRE
N WHO MAY"
4080 PRINT"OR MAY NOT GET SICKLE CELL ANEMIA DEPENDING
ON WHAT GENE"
4090 PRINT"THEY RECEIVE FROM THE OTHER PARENT. PERSONS
WITH TWO (A) GENES"
4100 PRINT"(AA) MAKE ONLY NORMAL ADULT HEMOGLOBIN.":PRI
NT
4110 PRINT"THESE ARE OTHER COMBINATIONS OF OTHER KINDS
OF HEMOGLOBIN"
4120 PRINT"WHICH MAY CAUSE SICKNESS.":PRINT@896,"PRESS
ENTER":INPUTZ$
4200 CLS:PRINT"CHOOSE A GENETIC TYPE FOR EACH PARENT":
PRINT
4200 P$="FATHER"
4210 PRINT"THE " ;P$;" SHALL:"
4220 PRINT TAB(10)"BE NORMAL (AA)"
4230 PRINT TAB(10)"HAVE SICKLE CELL ANEMIA (SS)"
4240 PRINT TAB(10)"HAVE SICKLE CELL TRAIT (SA)"
4244 IFGF$="SS" THEN GF=3
4250 PRINT"TYPE THE LETTERS REPRESENTING THE GENE TYPE
OF YOUR CHOICE(" ;
4251 C=C+1:IFC=2GOTO4256
4252 INPUT GF$:PRINT@447,")"
4254 PRINT:P$="MOTHER":GOTO 4210
4256 INPUT GM$:PRINT@895,")"
4258 CLS
4259 PRINT@343,GF$
4260 IFGF$="AA" THEN GF=1:GOTO4265
4262 IFGF$="SA"ORGF$="AS" THEN GF=2:GOTO4265
4264 IF GF$="SS" THEN GF=3
4265 X=44:Y=6:ON GF GOSUB 30010,30360,30300:GOSUB30410
4266 GOSUB 30410
4268 PRINT@359,GM$
4270 IF GM$="AA" THEN GM=1:CJTO4276
4272 IF GM$="SA"OR GM$="AS" THEN GM=2:GOTO4276
4274 IF GM$="SS" THEN GM=3
4276 X=78:Y=6:ONGM GOSUB 30110,30174,30235
4280 GOSUB 30410
4300 PRINT@768,"HOW MANY CHILDREN (1 TO 5)";:INPUT O
4350 FOR Q=1TO O
4360 F=RND(2):ON F GOTO 4370,4380
4370 F$=MID$(GF$,1,1):GOTO4390
4380 F$=MID$(GF$,2,1)
4390 M=RND(2):ON M GOTO4400,4410
4400 M$=MID$(GM$,1,1):GOTO4420
4410 M$=MID$(GM$,2,1)
4420 C$=F$+M$
4430 K=K+1:ON K GOTO 4432,4434,4436,4438,4440
4432 PRINT@719,C$:GOTO4450
4434 PRINT@727,C$:GOTO4450
4436 PRINT@735,C$:GOTO4450
4438 PRINT@743,C$:GOTO4450
4440 PRINT@751,C$:GOTO4450
4450 ON K GOSUB 30510,30520,30530,30540,30550
4460 IF C$="AA" THEN V = 0

```

Program continued

```

4490 PRINT@960,"TYPE 1 TO REPEAT,2 TO RETURN TO MENU AN
D 3 TO END":INPUTZ:ONZGOTO4000,212,30000
4462 IF CS="SA" OR CS="AS" THEN V=2
4464 IF CS="SS" THEN V=4
4466 S=RND(2):ONS=V:GOSUB30018,30110,30360,30174,30
300,30235
4468 IFS=V=1 THEN A=A+1
4470 IFS=V=2 THEN B=B+1
4472 IFS=V=3 THEN D=D+1
4474 IFS=V=4 THEN E=E+1
4476 IFS=V=5 THEN H=H+1
4478 IFS=V=6 THEN J=J+1
4479 NEXT Q
4480 PRINT@768,"THERE ARE";H;" BOYS AND ";J;" GIRLS WHO
DEVELOP SICKLE CELL ANEMIA. THERE ARE";D;" BOYS A
ND";E;" GIRLS WHO CARRY THE TRAIT WITHOUT BEINGSIC
K AND ";A;" BOYS AND ";B;" GIRLS WHO ARE NORMAL.
(PRESS ENTER)":INPUTZ$
4999 STOP
5000 CLS
5002 FOR I=1TO1000:NEXTI
5010 END
5256 INPUT F
20000 ' * PRINTPEDIGREE
20005 CLS
20010 PRINT@21," MALE"
20020 PRINT@37," FEMALE"
20030 X=44:Y=6
20040 ON E GOSUB 30018,30300,30360
20050 ON E GOSUB20052,20053,20054:GOTO20060
20052 PRINT@340,"NORMAL":RETURN
20053 PRINT@339,"AFFECTED":RETURN
20054 PRINT@340,"CARRIER":RETURN
20060 X=80:Y=6
20070 ON F GOSUB 30110,30230,30174
20080 ON F GOSUB20082,20083,20084:GOTO20290
20082 PRINT@357,"NORMAL":RETURN
20083 PRINT@357,"AFFECTED":RETURN
20084 PRINT@357,"CARRIER":RETURN
20290 GOSUB 30410
20300 X=0:Y=0
20302 PRINT@768,"HOW MANY CHILDREN? (1 TO 5)":INPUT O
20304 FOR Q = 1 TO O
20305 ON E+F GOTO 20306,20307,20308,20309,20313,20315
20306 CLS:PRINT"ERROR - START OVER":FORI=1TO250:NEXTI:G
OTO5
20307 T=2:B=B+1:GOTO 20329
20308 T=4:D=D+1:GOTO 20329
20309 IF E<>FGOTO20311
20310 T=0:A=A+1:GOTO 20329
20311 H = RND(2)
20312 ON H GOTO 20320,20321
20313 H = RND(2)
20314 ON H GOTO 20319,20320
20315 H = RND(3)
20316 ON H GOTO 20319,20320,20321
20319 T=0:A=A+1:GOTO20329
20320 T=4:D=D+1:GOTO20329
20321 T=2:B=B+1:GOTO 20329
20322 R=RND(2)
20324 G=RND(2)
20326 IF R=1 AND G=1 THEN T=0:A=A+1
20327 IF R=2 AND G=2 THEN T=2:B=B+1
20328 IF R<>G THEN T=4:D=D+1
20329 S=RND(2):P=T+S
20332 C=C+1
20334 ON C GOSUB 30510,30520,30530,30540,30550
20440 ON P GOSUB 30300,30230,30018,30110,30360,30174
20442 X=0:Y=0
20445 NEXT Q
20460 PRINT@768,"PRESS ENTER
:INPUTBS
20470 PRINT@768,"THERE ARE ";A;" AFFECTED CHILDREN AND
";O-A;" UNAFFECTED CHILDREN OF WHOM ";D;" ARE CAR
RIERS OF THE TRAIT."
20500 PRINT:PRINT:PRINT"TYPE 1 TO REPEAT, 2 TO RETURN T
O MENU, 3 TO END":INPUT Z
20510 ON Z GOTO 999,212,30000
30000 CLS:PRINTCHR$(23):PRINT@474,"GOODBYE":FORI=1TO100
0:NEXTI:CLS:FORI=1TO1000:NEXTI:END
30010 REM * PRINT SYMBOLS
30018 REM * NORMAL MALE
30020 Y=Y:FORX=XTOX+7:SET(X,Y):NEXT X
30030 X=X:FORY=YTOY+5:SET(X,Y):NEXTY
30040 Y=Y:FORX=X TO X-8STEP-1:SET(X,Y):NEXT X
30050 X=X:FORY=YTOY-6STEP-1:SET(X,Y):NEXTY
30060 RETURN
30062 STOP
30100 ' * NORMAL FEMALE
30110 Y=Y:FORX=XTOX+4:SET(X,Y):NEXTX
30120 X=X+1:FORY=Y+1TOY+4:SET(X,Y):NEXTY
30140 Y=Y:FORX=X-2TOX-4STEP-1:SET(X,Y):NEXTX
30150 X=X-1:FORY=Y-1TOY-4STEP-1:SET(X,Y):NEXTY
30160 RETURN
30162 STOP
30170 ' * CARRIER FEMALE
30174 GOSUB30110
30180 Y=Y+1:FORX=X+1TOX+6:SET(X,Y):NEXTX
30190 Y=Y+1:FORX=X-2TOX-6STEP-1:SET(X,Y):NEXTX
30200 Y=Y+1:FORX=X+1TOX+4:SET(X,Y):NEXTX

```

```

30210 Y=Y+1:FORX=X-2TOX-3STEP-1:SET(X,Y):NEXTX
30220 Y=Y+1:X=X+2:SET(X,Y)
30222 RETURN
30224 STOP
30230 ' AFFECTED FEMALE
30235 GOSUB 30110
30240 FOR N=1TO5
30245 Y=Y+1:FORX=XTOX+8:SET(X,Y):NEXTX
30250 X=X-9:NEXTN
30255 RETURN
30260 STOP
30300 ' *AFFECTED MALE
30310 FOR N=1TO7
30320 Y=Y:FORX=XTOX+8:SET(X,Y):NEXTX
30330 X=X-9:Y=Y+1
30340 NEXT N
30342 RETURN
30350 STOP
30352 STOP
30360 ' CARRIER MALE
30365 GOSUB 30020:U=8
30370 FOR N=1TO6
30375 Y=Y+1:FORX=XTOX+U:SET(X,Y):NEXTX
30380 X=X-(U+1):U=U-1
30385 NEXT N
30390 RETURN
30395 STOP
30400 ' * TREE
30410 Y=8:FORX=52TO77:SET(X,Y):NEXTX
30420 FORX=65TO66:FORY=9TO20:SET(X,Y):NEXTY:NEXTX
30430 Y=21:FORX=33TO97:SET(X,Y):NEXTX
30440 FORX=33TO97STEP16:FORY=21TO24:SET(X,Y):NEXTY:NEXT
X
30450 RETURN
30452 STOP
30500 ' * COORDINATES
30510 X=29:Y=24:RETURN
30520 X=46:Y=24:RETURN
30530 X=62:Y=24:RETURN
30540 X=78:Y=24:RETURN
30550 X=94:Y=24:RETURN

```

DONE

## !! REDUCE PROGRAMMING !! EFFORT BY 50% !!

DATAENTR 200

ISAM 100

### IN FOUR SIMPLE STEPS

- (1) Draw the Data Entry Form on the VIDEO SCREEN
- (2) Specify Checking for Each Field
 

Options:
 
  - Alpha Type Check
  - Length Check
  - Num. Type Check
  - No Field Checking
  - Y/N Check
- (3) Save Data Entry Control Form
- (4) DATAENTR Subroutines in Application COMPLETELY Control Data Entry

- ★ Get & Put Records to Disk File by "KEY"
- ★ Read File in Key Sequence Without Sorting
- ★ Delete Records Without Recopying File
- ★ Add to Disk Files in Any Sequence
- ★ Variable Key Length From 1 to 50 Characters

### BUSINESS APPLICATION ADVANTAGES

Standard Auto. Operator Error Prompts  
Simplified Operator Training  
Reduced Program Dev. Time  
Eliminate Garbage In/Out Problems

Imp. Disk Utilization  
Easier Prog. Development  
Improved Oper. Characteristics  
Reduce or Eliminate Sorting  
Improved Performance

### DISTRIBUTED ON DISKETTE - - - INCLUDES:

- Screen Prep. Utility
- DATAENTR Subroutines
- Example Program
- Complete Documentation
- ISAM Subroutines
- ISAM Utilities
- Documentation
- Mail list Sample Application

\$80.00

\$90.00

TRS-80® MODEL I & II SOFTWARE FROM:

Johnson Associates  
P.O. Box 1402M  
Redding, CA 96001

-or-  
85

24 Hour Order Line  
For Bank Card Sales  
(916) 221-0740

- WRITE FOR FREE CATALOG -

TRS-80® Registered Trademark of the TANDY CORP

**LIST\_\_**  
**H**ow many times do you type that word, hit return and watch as the lines zip past your eyes, and prepare to press both the @ and shift keys at the same time, trying to stop the speeding display at the line you think you want?

Either you pass the line or you stop the listing with the line so close to the top, it clears off when you press the break key. If you're at all like me, your video display blushes at the string of epithets that follows.

Neon signs go off in your mind: *hard copy, printed output!*

## The Serial Interface

Now you find yourself thumbing through your favorite micro-computing magazine and you see some ads for a GE terminet or a Teletype 33 or your friend Hubert is ditching his Model 99 Geodeisic impact printer. Upper and lowercase, plain paper. Not bad. The prices are only about \$200 to \$500. Great! But it needs a serial interface. Well, that kills that, right?


Maybe not. You don't have to settle for a second-hand printer just because it says "designed for the TRS-80" or is made by Radio Shack.

If you think back a moment to the last time you drooled over items for your machine in a computer catalog, you might remember seeing an ad for something you don't see Radio Shack sell for its TRS-80 very often: a board full of parts. An RS-232 serial board to be specific.

"Run a modem/serial printer from your TRS-80!" Good, no switching plugs on the parallel port; you can even use that second-hand printer! And it does work. But although serial output for a printer is not that hard to come by from the TRS-80, it's not all that easy either. Let's take a quick look at serial data transmission in general before we get on to Radio Shack's solution.

Normally, data is sent to the parallel port and out to the printer in this fashion:

Data bits are sent simultaneously with the appropriate status signals between the device and the CPU, all coded in binary form with 3.5 volts or more as a 1 and 0.8 volts or less as a 0. Data transfer is relatively straightforward and at a fairly good speed. Sounds like a good idea, right?



**Example 1. Serial Data Transfer.**



— TRS-80 MODEL II USERS —  
**Preserve — Protect — Display**

your equipment with  
**CRYSTAL CLEAR  
 PLASTIC COVERS**



- Keyboard and CRT..... \$24.95 ea
- Line Printer III..... \$14.95 ea

plus \$1.50 postage each  
 (Indiana residents add 4% sales tax)

Introductory Offer. Buy both covers & save

Combination price \$34.95  
 including postage

MODEL I covers also available.  
 DEALER INQUIRIES INVITED.

Crown Plastic Co. ✓ 119  
 3746 N. College 317-925-5566  
 Indianapolis, IN 46225



# 9<sup>.95</sup> SOFTWARE

P.O. BOX 521 Lowell, MA 01853

- 1 • Memory based printer spooler, overlap processing and I/O.
- 2 • IBM based terminal driver, EBCD and correspondence code. Full ASCII character set with overstrikes. Scripts ZAPS.
- 3 • Disk timing program. Meter Type numerical and statistical screen displays. Very easy calibration of all type drives.
- 4 • Cassette test programs. Writes test data to tape, then displays all errors on screen. Use to check all facets of cassette operation and duplication quality.

**SEND FOR FREE FLYER**

— The bottom line —

COST: \$9.95 Each + .75 postage  
 MA Orders + 5% tax ✓ 235




--frq-- LEVEL II  
**SOUND STX**

**REAL TIME DISPLAY  
 OF SOUND INPUT WITH  
 RECORDER MIKE  
 MACHINE LANGUAGE  
 PROGRAM LISTING OF  
 LESS THAN 100 BYTES  
 FULL LOUDNESS DEPTH  
 FROM UNMODIFIED '80  
 WITH CTR-41 RECORDER  
 DISPLAY MOVES TO  
 MUSIC OR VOICE  
 FOR EXPERIMENTS OR  
 LAZY VIEWING SEND  
 6.00 CK OR MO WITH  
 STAMPED SELF AD-  
 DRESSED ENVELOPE TO**

**EDF** ✓ 359

BOX 3054  
 BRANFORD CT.  
 06405

## E · X · P · A · N · D




**YOUR  
 TRS-80\***

### INTRODUCING THE XTD-TRS INTERFACE CARD FOR THE STD BUS

This card permits direct connection between the TRS-80\* and the STD BUS system. The TRS-80\* can even be used as a development system for Z-80 STD BUS. QC MicroSystems distributes a full line of STD BUS products from a number of manufacturers including Mostek, Xitex, Intelligence Systems and Spurrier.

#### Xitex XTD-TRS Interface Card

DDT-80  
 ROM



**\$260 Includes: DDT-80 ROM**

\*TRS-80 and CP/M are registered trademarks of Tandy Corp. and Digital Research, respectively.

#### OFF THE SHELF STD BUS PRODUCTS

##### AVAILABLE NOW:

MDX-CPU1	\$260	Z80 CPU/RAM/PROM
MDX-CPU2	\$295	Z80 CPU/RAM/PROM
MDX-DRAM 8/32	*	Dynamic RAM
MDX-PIO	\$250	Parallel I/O
MDX-A/D 8,10,12	*	A/D Converter
MDX-DA 8,12	*	D/A Converter
SYS-CPM*	*	CP/M 2.2 Disk S.W.
MDX-MATH	\$699	Floating Point Math
MDX-SIO	\$260	Serial I/O
MDX-SV1-1	\$235	Video Interface
PROM-I	\$165	PROM Programmer
MDX-EPROM/UART	\$225	Combination PROM/UART
CARD CAGES	*	8-22 Slot with MotherBoard
POWER SUPPLY	\$135	

\*Contact QC for Pricing Options

## 200 NS MEMORY!!

High speed 4116 RAMs for Maximum Reliability from your TRS-80\*.

### SET OF 8 FOR \$57

OTHER RAMS	\$(1-9)
2114 UCB 1K x 4 450 NS	5.00
4118N-4 1K x 8 250 NS	24.00
4104N-4 4K x 1 250 NS	10.50

PROMS	
2716T-12 2K x 8 650 NS	24.50
2716T-8 2K x 8 450 NS	27.00

Z80 PARTS	2.5 MHZ	4.0 MHZ
	\$(1-9)	\$(1-9)
Z80-CPU	11.00	15.00
Z80-PIO	8.50	11.00
Z80-CTC	8.50	11.00
Z80-DMA	29.00	37.00
Z80-SIO	37.50	45.00

MISC.	
12" Video Monitor B&W	\$149.00

#### Micro Computer Systems, Components and Service

MasterCharge, Visa, American Express, Check, C.O.D. accepted. Add \$3.00 for U.S. Shipping & Handling. Allow two weeks for shipment. Min. order of \$10.00. All products covered by a 90 day OEM warranty. Prices subject to change without notice.



**Micro  
 Systems** P.O. BOX 401326  
 GARLAND, TEXAS 75040  
 (214) 343-1282

Dealer Inquiries Welcome!

Ask for our complete catalogue!

But suppose we want the receiving device to send some information back to the CPU? That means we need seven-plus lines out and seven-plus lines back in. That isn't so hard to imagine, except if you assume that the internal device is not in the same room as the CPU, or even in the same city, for that matter. Everyone knows that for that type of distance you use a modem, a device that codes binary output into two tones, one representing the 0, the other the 1. But, if parallel transfer mode is used that means we'll need seven-plus phone lines; hardly convenient or economical.

Serial data is transferred as in Example 1.

Obviously, for communication purposes at least, serial transmission format has a large advantage. Only one line is needed for data out and one for data in; a single phone line. As far as devices immediately available, hardwiring is only needed on a maximum of four lines: data out, data in, ground and, if necessary, DATA SEND READY, a status line that signals whether the device is free for data reception or busy.

It appears that forming serial data out of parallel is not that difficult a problem. All we must do is collect the parallel bits, line them up, add the appropriate start, stop and status bits, and re-transmit the data all in a row. Well, almost.

### Different Types of Data

It seems that there are two different types of serial data. One is called TTL serial, and it follows much the same pattern as we described above: Parallel data stored and re-transmitted with added extras. However, standard RS-232 devices are a little more choosy about what type of signals they'll accept. Unfortunately, ordinary TTL levels are not quite good enough.

Instead, an RS-232 device requires -3 volts or less to indicate a 1 and +3 volts or more for a 0. This means that in addition to reforming the signals leaving the CPU, the interface must also transform them into the proper voltage levels neces-

sary for the receiving device to understand them.

As if that isn't enough, different devices may operate at different data transmission speeds (called "baud rates"), which normally range from 110 to 9600 depending on the function of the device.

That's where the RS-232-C comes in. This is the board Radio Shack produces for the TRS-80 that not only provides standard EIA serial level signals, but also provides 110, 150, 300, 600, 1200, 2400, 4800 and 9600 baud, which are directly programmable via a series of switches in a miniDIP arrangement. Other baud rates may be obtained by POKEing different values into the BRG (Baud Rate Generator).

Odd or even parity, no parity, as well as the number of stop and data bits, are also programmable by means of the switches. Just have a tiny screwdriver, or better still, a sharp pencil, handy.

If you are installing the board yourself, be mindful that the newer expansion interfaces are not equipped with a 44-contact edge connector which mates to the serial board. This pinout will be installed by the Radio Shack technician when he installs your board for you.

You're welcome to try to avoid the charge for this (I think its \$7.50) but you will void all warranties on your E/I.

All right, you've installed your board and connected the cable between the expansion interface and the serial printer of your choice. You turn your machine on, load a program and type in LIST. Hit ENTER.

The RESET button is on the left rear portion of the CPU by the E/I connector, in case you've forgotten in the excitement.

### WHAT HAPPENED???

What happened is that the RS-232 board is designed to be used with a modem in mind and Radio Shack's little blurb about a printer, while not invalid since the output is genuine RS-232, is not exactly all-inclusive.

You can't simply connect the device and LPRINT your heart out. Down deep in the memory of your CPU, at locations 4025,

```
10 POKE 16421,2:POKE 16422,0:
POKE 16423,127
30 :
40 FOR X=32512 TO 32584
50 READ Y
60 POKE X,Y
70 NEXT X
80 DATA 229,197,245,58,72,127,254,1,40
90 DATA 32,62,1,58,72,127,211,232,219,233
100 DATA 210,24
110 DATA 6,4,58,71,127,211,234
120 DATA 219,233,230,7,33
130 DATA 126,211,233,241,193,225,219,2
140 DATA 34
150 DATA 283,119,40,250,121,211,235,254
160 DATA 13,32,4,14,10,24,239,201,34,68
170 DATA 85,102,1
180 DATA 19,170,204,238,0,0
```

*Listing 1. The original driver program supplied by Radio Shack. Line 20 changes the values in locations 4025, 4026 and 4027 (hex) that point to the printer driver routine. The loop beginning at line 40 loads the driver routine into 7F00 (32512), the top of 16K memory.*

```
BF00 E5 PUSH HL
BF01 C5 PUSH
BC
BF02 F5 PUSH AF
BF03 3A48BF
LD A,(BF48H)
BF06 FE01 CP 01H
BF08 2020 JR Z,BF2AH
BF0A 3E01
A,01H
BF0C 3248BF LD (BF48H),A
BF0F D3E8 OUT (0E9H),A
BF11 DBE9 IN A
BF13 E6F8 AND 0F8H
BF15 F
604 OR 04H
BF17 3247BF LD (BF47H),A
BF1A D3EA OUT (0EAH),A
BF1C DB
IN A,(0E9H)
BF1E E607 AND 07H
BF20 213FBF LD HL,BF3FH
BF23 0600 LD
B,00H
BF25 4F LD C,A
BF26 0
9 ADD HL,BC
BF27 7E LD A,(HL)
BF28 D3E9 OUT (0E9H),A
BF2A F1
POP AF
BF2B C1 POP BC
BF2C
```

```
E1
BF2D POP HL
BF2F CB77 BIT 06H,A
BF31 28FA J
R Z,BF2DH
BF33 79 LD A,C
BF34
4 D3EB OUT (0EBH),A
BF36 FE0D CP
BF38 2004 JR NZ,BF3EH
BF3A 0
LD C,0AH
E0A
BF3C 18EF JR BF2DH
BF3E C9 RET
BF3F 224455 LD (5544H)
),HL
BF42 66 LD H,(HL)
BF43 77
7 LD (HL),A
BF44 AA XOR D
45 CCEBCC CALL Z,0BC0EH
BF48 010140
BC,4001H
```

*Listing 4. Disassembled listing of the memory area affected by the revised program for 32K systems. Note that the 7F references have now been replaced by BF.*

```
E1
7F2D POP HL
7F2F CB77 BIT 06H,A
7F31 28FA J
R Z,7F2DH
7F33 79 LD A,C
7F34
4 D3EB OUT (0EBH),A
7F36 FE0D CP
7F38 2004 JR NZ,7F3EH
7F3A 0
LD C,0AH
E0A
7F3C 18EF JR 7F2DH
7F3E C9 RET
7F3F 224455 LD (5544H)
),HL
7F42 66 LD H,(HL)
7F43 77
7F44 AA XOR D
45 CCEBCC CALL Z,0BC0EH
7F48 010140
BC,4001H
LD
7F00 E5 PUSH HL
7F01 C5 PUSH
BC
7F02 F5 PUSH AF
7F03 3A48BF
LD A,(7F48H)
7F06 FE01 CP 01H
7F08 2020 JR Z,7F2AH
7F0A 3E01
A,01H
7F0C 3248BF LD (7F48H),A
7F0F D3E8 OUT (0EBH),A
7F11 DBE9 IN A
7F13 E6F8 AND 0F8H
7F15 F
604 OR 04H
7F17 3247BF LD (7F47H),A
7F1A D3EA OUT (0EAH),A
7F1C DB
IN A,(0E9H)
7F1E E607 AND 07H
7F20 213FBF LD HL,7F3FH
7F23 0600 LD
B,00H
7F25 4F LD C,A
7F26 0
9 ADD HL,BC
7F27 7E LD A,(HL)
7F28 D3E9 OUT (0E9H),A
7F2A F1
POP AF
7F2B C1 POP BC
7F2C
```

*Listing 3. Disassembled listing of the memory area affected by the 16K version of the BASIC driver routine. Note the four 7F values.*

```
10 POKE 16421,2:POKE 16422,0:
POKE 16423,191
30 :
40 FOR X=-16640 TO -16568
50 READ Y
60 POKE X,Y
70 NE
XT X
80 DATA 229,197,245,58,72,191,254,1,40
90 DATA 32,62,1,58,72,191,211,232,
219,233
100 DATA 210,
246,4,58,71,191,211,234
110 DATA 219,233,230,7,
33,63,191,6,0,79,9
120 DATA 126,211,233,241,193,225,219
234
130 DATA 283,119,40,250,121,211,
235,254
140 DATA 13,32,4,14,10,24,
239,201,34,68
150 DATA 85,102
119,170,204,238,0,0
```

*Listing 2. The revised program to relocate the driver routine to the top of 32K. The actual addressing is done in line 40. This listing incorporates the change in data values mentioned in the article.*

4026 and 4027 (hex) are the pointers that remind the CPU that it has a parallel printing port, and when it hears someone say L-anything, the output goes to that port. If no printer is there, everything hangs up. It's easy to surmount the difficulties, but let's start with first things first.

### Check Your Slide Switch

Assuming you have installed the board correctly and set the baud rate and parity switches as necessary, make sure that the slide switch is *not* in the position marked TERM as the owner's manual suggests.

The reason for this is that the instructions in the manual are primarily for using your TRS-80 as a terminal. As such, data is transmitted over Pin 2 of the DB 25 connector and received via Pin 3.

This is appropriate since, as a terminal, your TRS-80 will be receiving data and the standard pin for data reception is Pin 3.

However, your printer wants its data *sent* to it on Pin 3. With the selector slide switch in the COMM position, the functions of the two pins are reversed. All right, we have data in the correct place. Don't try the LLIST experiment again just yet, there is more.

Those three addresses that control the printing have to be altered and a new driver routine placed in memory so the CPU will output to the correct place.

The driver program loads in at 7F00H, which is decimal location 32512 (line 40, the first POKE address). This location is right at the top of 16K of memory. You use 32511 (one byte below the loading point of the program) in response to the MEMORY SIZE\_\_ query.

My TELPAR thermal printer reacts to this instruction set correctly. However, I have a 32K system; loading an 18K program under DOS wipes out the driver program. It must, therefore, be moved up to the top of my memory where it will be safe.

To make things easy, it should be moved up a full 16K. This will place it at the top of a 32K machine. This means that it must go from 7F00H to BF00H. (Each increment of the leading

hex digit increases the value of the memory address by 4K since it's in the 16<sup>3</sup> column. So, to move it 16K, we will have to increment it four times—8F00, or 20K, 9F00, or 24K, AF00, or 28K, since the highest hexadecimal numeric value in a single position is nine with the letters A-F being used as ten through 15; and finally BF00 or 32K).

You will notice that line 20 of the original program supplied by Radio Shack contains three POKE statements. They change the values in memory locations 4025H, 4026H and 4027H. We can concern ourselves primarily with the last two of these, POKE 16422 and POKE 16423.

POKE 16422 puts the value 0 into that particular memory location (4026H) and POKE 16423 puts the value 127 (into 4027H). These two memory POKES tell the CPU where to find the driver routine. There is a strange thing about loading a memory location. You load the least significant bytes (the last two digits) first and then the most significant bytes (the leading two digits).

We are telling the machine that the driver program is located at 127 (7F in hexadecimal, since 7\*16 plus 15, F in hex notation being 15, equals 127), 0 (or 00 to complete the four column hex notation). In other words, go to memory location 7F00 and there you will find the driver routine. That was fine when we used the original program, but we've moved it. God only knows what we'll find at 7F00 now!

Remember, we moved the routine up an even 16K to BF00, where we want the CPU to find it. Keeping in mind the backwards loading of the address, POKE 16422 can remain as 0, the last two digits are still 00. Only the 127 will have to be changed. Since BF equals 11\*16 (B is hex notation for 11) plus 15, POKE 16423 will now use the value 191.

And, if you happen to look at the data statements, you'll notice a few other 127s. Just as you surmised, they also tell the CPU to go and/or get something from a location in the old 7F range. These too must be changed to 191. If you look over

the two disassemblies of the memory locations affected by the two BASIC programs, you'll notice the difference.

We also must change the locations that the data is POKED into. Line 40 must now read:

40 FOR X = - 16640 to - 16568

How, you may ask, can we POKE a value into a negative location? Actually, we don't.

BF00 is memory location 48896 decimal. The trouble is that the TRS-80 does not recognize an integer over 32767 (which, unfortunately, is the end of 16K of memory). To determine the decimal value to POKE into, we take the actual decimal value (48896 for BF00) and subtract 65536 from it (that's the decimal address for 64K of memory + 1); the resulting negative number is recognized as a valid memory address. However, the MEMORY SIZE\_\_ question should be answered with 48895, one below the actual starting address of

the routine.

The same thing would be done if we had moved the routine to the top of 48K of memory (FF00H), incrementing accordingly (instead of 127 or 191 we would use 255, 15\*16 plus 15).

### Clunk Away Happily, Hopefully

If, after all of this, your printer doesn't clunk happily away, first make sure the TERM/COMM slide switch is really in the COMM position, the baud rate, parity and data bits are set correctly and you've turned on the E/I, then call (800) 433-1679. That's Radio Shack's toll-free Computer Services number. They will fill you in, if they happen to have any data about your specific printer application.

That's most of the pitfalls I've found in using the RS-232-C for printer output. Hopefully, it won't dissuade you from buying it. Only a small investment would then separate you from a modem and then, possibly, time sharing. And the sky's the limit. We might even wind up "talking" one day via our machines. ■

## MANAGEMENT SYSTEMS SOFTWARE, INC.

### 1. BUSINESS PROGRAM PACKAGE

13 Business programs (e.g., capital budgeting, cash-management, ratio analysis, debt management). These programs will be very useful to the business manager. (Price \$200)

### 2. PROCUREMENT PROGRAM

Ascertain purchase amount when future price of commodity is varying. A must for all managers who have purchasing responsibilities. This program takes into consideration inventory levels, inventory capacity, and financial carrying cost in determining the optimal amount of an item to purchase when future prices are varying. (Price \$150)

### 3. PROFORMA CASH-BUDGET PROGRAM

Allows the user to project the cash-balances for up to twelve periods in the future. Amount of loan, if needed, is computed as well as computing funds available for short-term investment. (Price \$125)

### 4. LEASE-PURCHASE PROGRAM

Evaluates the lease vs. purchase decision incorporating all the latest tax laws including the investment tax credit and accelerated depreciation. This program gives the user all the information necessary to make this decision. (Price \$50)

### 5. COLLEGE ENROLLMENT PROJECTION PROGRAM

Forecasts the enrollment for colleges using several different statistical techniques. User can specify the number of periods for which a forecast is desired. (Price \$100)

Extensive Documentation With Each Program  
All programs on disk and require at least 32K of memory.

Write or call for a brochure which describes the product in greater detail.

✓ 87

5200 Brittany Drive, #1006 St. Petersburg, Florida 33715  
813-864-4347



## Find the hidden word.

# Puzzler

James P. Morgan  
2386-B Ash Creek  
Scott AFB, IL 62225

The popularity of word finder puzzles is widespread. They appear daily in most metropolitan newspapers and monthly in a variety of puzzle magazines.

The following program presents one method of creating these popular pastimes with your TRS-80 or another micro with a compatible language structure. The program is written in Level II and requires 16K memory.

### Program Operation

After loading from tape and entering RUN, a brief explanation of the game appears on the video. While the user reads this information, the computer forms a 12 x 19 array of random letters and specific words selected from a data bank, inserting them into the array, in random order horizontally, vertically, and diagonally. This process takes 20 to 25 seconds.

Pressing any key clears the screen, and the array with the hidden words is displayed, with the eight selected words listed at the bottom of the array.

The player searches through the jumble of letters for one of the selected words. Once located, he types the word and ENTERs on the keyboard.

The program then prompts for the coordinates, vertical and horizontal, of each letter in the word. As each letter is entered, it is compared for a corresponding match-up on the screen, and if correct, the screen is redrawn with that letter missing. If the match is incorrect, the game ends and the program returns to the beginning.

The first bit of string manipulation begins at line 320. The LEN(string) function extracts the number of letters in a given string and returns a numerical value. This value is assigned to the variable N and used for subsequent string manipulations.

Lines 330 and 340 determine in random fashion in what manner to insert the selected words into the puzzle. For example, if the value of L returns as 1, line 340 sends the program to subroutine 400, the first option in the line.

Assuming the program jumps to line 400, let's follow the logic of just how the program inserts a word into the puzzle from that point.

Subroutines 400 through 1100 all work in the same manner. At line 410, a starting location is selected at random. Lines 420 through 450 then test to find space to insert the selected word.

Line 420 sets up a counter which corresponds to the length of the selected word. The next two lines test to find if: (1) the proposed location is outside the confines of the array; and (2) the proposed location is already in

use with another letter.

If the answer to either question is yes, the program goes back to line 410 for another starting point. If all of the proposed spaces are within the array and are unoccupied, the program moves on to insert the word at lines 460 to 490.

The I counter establishes the number of letters to be inserted. The value of the location A\$(X - I, Y) is assigned to each letter in turn.

The player continues until he discovers all eight words and removes them from the array. He then opts to continue with a new puzzle or end the game.

Although using the program is quite simple, the programming techniques used to create the puzzle are a bit more complex. I'll present a general outline of the program, followed by a specific discussion of some of the technical aspects in the next paragraphs.

### Program Listing 1

```
10 CLS: PRINT@25,"FIND IT":PRINT
20 PRINT"WHILE YOU ARE READING THIS, THE COMPUTER IS BUSY"
30 PRINT"CHURNING AWAY WITH THOUSANDS OF COMPUTATIONS WHICH
40 PRINT"WILL RESULT IN A WORD FINDER PUZZLE. IT TAKES
50 PRINT"25 SECONDS TO SET UP THE PUZZLE...IT WILL BE COMPLETE
60 PRINT"ANY SECOND NOW. YOU WILL BE SHOWN A SQUARE OF
70 PRINT"LETTERS IN WHICH EIGHT LISTED WORDS WILL BE HIDDEN.
80 PRINT"LOCATE A WORD, ENTER IT FROM THE KEYBOARD, AND
90 PRINT"CONFIRM YOUR LOCATION BY ENTERING THE COORDINATES--
100 PRINT"VERTICAL, THEN HORIZONTAL, OF EACH LETTER IN
110 PRINT"TO GET STARTED, TAP ANY KEY."
120 REM *** DIMENSION ARRAYS, POKE FOR READ EXECUTION ***
130 CLEAR 500: DIM A$(12,19), C$(50), W$(8):POKE16553,255
140 REM *** SET MAIN ARRAY TO EMPTY SPACE ***
150 FOR X=1 TO 12
160 FOR Y=1 TO 19
170 A$(X,Y)=" "
180 NEXT Y
190 NEXT X
200 REM *** READ IN THE DATA FOUND AT LINE 2000 ***
210 FOR Z=1 TO 50
220 READ C$(Z)
230 NEXT Z
240 A1=0
250 REM *** SELECT WORD, ASSIGN TO W$, PULL LENGTH ***
260 Z=RND(50)
270 W$(A1)=C$(Z)
280 N=LEN(W$(A1))
290 REM *** SELECT INSERTION DIRECTION AT RANDOM ***
300 L=RND(8)
```

## COTTAGE SOFTWARE

FOR TRS-80™ Micro Computers

**PACKER:** Automatically edits all or part of your Basic program to ease editing, run faster, or save memory. Has 5 sections: UNPACK—unpacks multiple statement lines into single statements maintaining program logic; inserts spaces and renumbers lines for easier editing. SHORT—shortens your program by editing out all REM statements, unnecessary words and spaces. PACK—executes UNPACK and SHORT, then packs lines into multiple statement lines; maintains program logic. RENUM—renumbers program lines including all GOTO's, etc. You specify increment. MOVE—moves any line or block of lines to any new location in the program and renumbers lines. Written in machine language; supplied on tape in 3 versions for 16K, 32K, & 48K. For Level II or Disk Basic **\$29.95**

For 16K Level II **\$19.95**  
**SYSTEM TAPE DUPLICATOR:** Copy your system format tapes. Includes verify routine.

For any Level II **\$14.95**

**CHESSDISK:** Transfers your copy of Microchess to disk for quick and easy access.

For any Level II Disk system **\$8.95**

**CASSETTE LABEL MAKER:** A mini-word processor to print cassette labels on a line printer. Includes manual and 50 peel-and-stick labels on tractor feed paper.

For 16K Level II and printer **\$15.95**

**INSTRUCTION MANUALS** for any Cottage Software original programs available for 20% of program list price. Refundable when program purchased.

TRS-80™ repairs and modifications. Call or write for info. MANY MORE items available. Call or write for catalog. DEALER inquiries invited.

Kansas residents add 3% sales tax. Foreign orders in US Currency only.

Call our 24-hour phone: 316-683-4811 or write

"TRS-80 is a registered trademark of TANDY CORP."

## COTTAGE SOFTWARE

614 N. Harding ✓ 233  
Wichita, KS 67208

## Disk Based Word Processor

A COMPLETE WORD PROCESSING SYSTEM FOR YOUR TRS-80™  
• PROVIDES FULL EDITING CAPABILITY INCLUDING PAGE GRAPH, MOVE, LINE DELETION, INSERTION AND CORRECTION.  
• STORE TEXT ON DISK, PRINT BUSINESS/PERSONAL LETTERS, REPORTS WITH NUMERIC FIELDS AND 7-TILE PAGE  
• TEXT IS STORED ON DISK AS BLOCKS ARE CREATED SO TEXTS ARE NOT LIMITED BY THE AVAILABLE MEMORY.  
• REQUIRES 16K AND ONE OR MORE DISK DRIVES.  
• COMES COMPLETE ON CASSETTE WITH SOFTWARE TO PRODUCE UPPER/LOWER CASE AT PRINTHEAD, AND KEYBOARD REVERSE.  
• FULL RIGHT/LEFT JUSTIFICATION AND MUCH MORE.  
• SEND FOLDER, MONEY ORDER OR CHECK BY PHONE, 74 HOURS, 7 DAYS, A WEEK. MasterCard and VISA CARDS WELCOME.  
PLEASE INCLUDE \$1.00 EXTRA FOR FIRST CLASS POST

7<sup>50</sup>

## Available Now! Mailing List Option

A COMPLETE MAILING LIST OPTION FOR THE OWNERS OF THE PERSA-WRITE WORD PROCESSOR  
• CAPACITY FOR 300 NAMES PER DISK  
• SORTS BY ZIP CODE, PRINTS BUSINESS LETTERS (CREATED BY PERSA-WRITE) AGAINST MAILING LIST OR PORTION THEREOF DEPENDING ON SELECTABLE CRITERIA  
• PRINTS LABELS IN USER DESIRABLE FORMAT. ANY NUMBER OF COLUMNS (UP TO 5) ACROSS THE PAGE, ANY TAB POSITIONS, AND ANY NUMBER OF SPACES BETWEEN ROWS  
• INTERFACES DIRECTLY WITH PERSA-WRITE SOFTWARE TO FORM THE COMPLETE WORD PROCESSING/MAILING SYSTEM.  
• REQUIRES 32K AND ONE DISK DRIVE  
• PLEASE NOTE: PERSA-MAIL IS NOT A "STAND-ALONE" PROGRAM AND IS DESIGNED TO BE USED WITH PERSA-WRITE

7<sup>50</sup>

**PENSADYNE** ✓ 207

4441 West First Ave.

Vancouver, B.C.

V6R 4H9

604-224-3107



## Versatile Information Manager

Thinking of buying specialized programs for applications such as mailing lists, inventory, or maintaining personnel records? VIM can perform these and many other tasks, and the best part of it is that you only pay for it once!

Simplify the task of maintaining your data by putting VIM to work on your system. VIM is very easy to use and its flexibility will permit you to perform a great variety of data processing jobs with no extra programming. It runs on the TRS-80\* Model I, 32K (or more) disk based system.

**MODULE 1 (database manager) \$59.95**

—database definition with up to 240 character records and 30 fields

—alphanumeric and numeric fields

—add, update, and delete records

—search on any fields or their combinations

using 3 logical and 10 relational operators

—modify, unload, or delete records retrieved by a search

**MODULE 2 (sort utility) \$29.95**

—written entirely in assembly language for fast operation

—sort on any combination of fields in ascending or descending order

**MODULE 3 (report generator) \$29.95**

—user defined record and page formats

—optional summary for numeric fields

**VIM (modules 1-3 and 100+ page manual) \$99.95**

Add 2% shipping and handling

Dealer inquiries invited

FOR MORE INFORMATION WRITE: ✓ 307

**MICROCOSM INC.**  
P.O. Box 2034 Dearborn, MI 48123

\*Trademark of Tandy Corp.

## SOFTWARE CPU™

IF you're learning an instruction set, or analyzing an alien machine code program, or creating your own super software structures, then you are keeping instructional effects of CPU architecture and RAM all together in your head in a complex running mental map. Whew! Instrument your imagination! TBUG-linking SOFTWARE CPU™ series of microprocessor simulations on the Level II 16K TRS-80™ display a complete parallel before/after set of Processor Programming Models with scrolling disassembler, CPU Registers, flags and stack, plus an intelligent RAM Window reacting selectively to RAM-interactive instructions. It's your entire imaginative overhead, clicking away in Single-step or variable speed TRACE modes under your dynamic control. Plus a slug of debugging features you'd never imagine would be available in such low cost development software. Reify program flow with a SOFTWARE CPU™.

**Super STEP:** Animated Z80 Programming Models, Disassembler, Single-step/TRACE modes with intelligent RAM Window, 5 user-selectable Windows, single and cumulative instruction times in microseconds, Reference Space, much more. Big booklet, a Z80 Software CPU. 16K Level II TRS-80, TBUG required. No. BL-C ..... **\$19.95**

**EMU 02:** Animated 6502 Programming Models, Disassembles to 6502 mnemonics, Single-step/TRACE modes, 6502 counterparts to #B, #J, #R, #F and #G commands, fast Cross-Interpreter, keyboard scan port with p-instructions DB, EB control, paging in virtual address space, more. Big booklet & SYNERTEK card, it's a 6502 Software CPU.

16K Level II TRS-80, TBUG required. No. BL-1 ... **\$24.95**

**ACCEL:** from Southern Software of England, is a COMPILER for Level II TRS-80 INTEGER BASIC. Properly structured (no dynamic redefinitions, correctly nested loops etc.) error-free BASIC programs are compiled by ACCEL to fast Z80 machine code for potentially spectacular speedups.

ACCEL Compiler for 16K Level II TRS-80 ... **\$44.95**

Include 75 each  
postage. CA add 6%  
ALLEN GELDER SOFTWARE  
Box 11721 Main Post Office  
San Francisco, CA 94101

TRS-80, TBUG tm Radio Shack/Tandy Corp. ✓ 79  
Software CPU tm Allen Gelder Software

## SO YOU WANT TO USE YOUR TRS-80 TO:

Relearn French. Help your children with their reading. Teach your entire family to program. But Interaction Is So Awkward in BASIC.

### BPILOT IS THE LANGUAGE FOR YOU

BPILOT is a version of PILOT written especially for the TRS-80 with either Level II or Disk BASIC. PILOT was developed by teachers for Computer Aided Instruction. PILOT allows you to concentrate on the instructional goals, not the computer.

### BPILOT HAS 3 VERY IMPORTANT FEATURES:


1. BPILOT is a complete PILOT. It includes the eXecute Indirect command, a complete Match instruction, and long labels.

2. You create BPILOT programs using the TRS-80 commands you are familiar with (AUTO, EDIT, LIST, TRON...). There are no new (and confusing) system commands.

3. BPILOT allows you to use both PILOT and BASIC instructions in your programs. Besides increasing the power of PILOT, this makes it easy to learn PILOT if you know BASIC, and easy to teach your children BASIC once they know PILOT.

BPILOT is a concise assembly language program making extensive use of the Level II ROMs. On a 4K system, the Level II version of BPILOT leaves 2K for programs. On a 16K system, the Disk version leaves 4K for programs. At \$24.95 for either version, including a reference manual and 3 demonstration programs, BPILOT is a true bargain. For more information or to order, contact: ✓ 386

**CAML** Computer Aided and Managed Instruction  
P.O. Box 2030  
Goleta, CA 93018



## Earn an EXTRA Income with your TRS-80\*

Everyone is feeling the bite of inflation but some TRS-80 owners have found a way to ease the pain. Some are making a few hundred extra dollars and a few are making thousands of dollars in their spare time. Our booklet "Money Making Ideas for the TRS-80" is a collection of these money making methods, along with program sources, program hints, getting started suggestions and pit-falls to avoid.

Send \$9.95 to:

**J&R Electronics**  
P.O. Box 492 ✓ 398  
Crystal City, MO 63019

\* TRS-80 is a trademark of the Radio Shack Division of Tandy Corporation.

```

340 ON L GOTO 400,500,600,700,800,900,1000,1100
400 REM *** UP VERTICAL SELECT AND PLACE ***
410 X=RND(12): Y=RND(19)
420 FOR I=0 TO N-1
430 IF X-I=0 THEN 410
440 IF A$(X-I,Y)<>" " THEN 410
450 NEXT I
460 FOR I=0 TO N-1
470 A$(X-I,Y)=MID$(W$(A1),I+1,1)
480 NEXT I: A1=A1+1
490 IF A1=8 THEN 1300 ELSE 300
500 REM *** DOWN VERTICAL SELECT AND PLACE ***
510 X=RND(12): Y=RND(19)
520 FOR I=0 TO N-1
530 IF X+I=13 THEN 510
540 IF A$(X+I,Y) <> " " THEN 510
550 NEXT I
560 FOR I=0 TO N-1
570 A$(X+I,Y)=MID$(W$(A1),I+1,1)
580 NEXT I: A1=A1+1
590 IF A1=8 THEN 1300 ELSE 300
600 REM *** RIGHT HORZ. SELECT AND PLACE ***
610 X=RND(12): Y=RND(19)
620 FOR I=0 TO N-1
630 IF Y+I=20 THEN 610
640 IF A$(X,Y+I)<>" " THEN 610
650 NEXT I
660 FOR I=0 TO N-1
670 A$(X,Y+I)=MID$(W$(A1),I+1,1)
680 NEXT I: A1=A1+1
690 IF A1=8 THEN 1300 ELSE 300
700 REM *** LEFT HORZ. SELECT AND PLACE ***
710 X=RND(12): Y=RND(19)
720 FOR I=0 TO N-1
730 IF Y-I=0 THEN 710
740 IF A$(X,Y-I)<>" " THEN 710
750 NEXT I
760 FOR I=0 TO N-1
770 A$(X,Y-I)=MID$(W$(A1),I+1,1)
780 NEXT I: A1=A1+1
790 IF A1=8 THEN 1300 ELSE 300
800 REM *** RIGHT UP DIAGONAL ***
810 X=RND(12): Y=RND(19)
820 FOR I=0 TO N-1
830 IF Y+I=20 THEN 810
840 IF X-I=0 THEN 810
850 IF A$(X-I,Y+I)<>" " THEN 810
860 NEXT I

```

```

870 FOR I=0 TO N-1
880 A$(X-I,Y+I)=MID$(W$(A1),I+1,1)
890 NEXT I: A1=A1+1: IF A1=8 THEN 1300 ELSE 300
900 REM *** LEFT DOWN DIAGONAL ***
910 X=RND(12): Y=RND(19)
920 FOR I=0 TO N-1
930 IF Y-I=0 THEN 910
940 IF X+I=13 THEN 910
950 IF A$(X+I,Y-I)<>" " THEN 910
960 NEXT I
970 FOR I=0 TO N-1
980 A$(X+I,Y-I)=MID$(W$(A1),I+1,1)
990 NEXT I: A1=A1+1: IF A1=8 THEN 1300 ELSE 300
1000 REM *** LEFT UP DIAGONAL ***
1010 X=RND(12):Y=RND(19)
1020 FOR I=0 TO N-1
1030 IF X-I=0 THEN 1010
1040 IF Y-I=0 THEN 1010
1050 IF A$(X-I,Y-I)<>" " THEN 1010
1060 NEXT I
1070 FOR I=0 TO N-1
1080 A$(X-I,Y-I)=MID$(W$(A1),I+1,1)
1090 NEXT I: A1=A1+1: IF A1=8 THEN 1300 ELSE 300
1100 REM *** RIGHT DOWN DIAGONAL ***
1110 X=RND(12): Y=RND(19)
1120 FOR I=0 TO N-1
1130 IF X+I=13 THEN 1110
1140 IF Y+I=20 THEN 1110
1150 IF A$(X+I,Y+I)<>" " THEN 1110
1160 NEXT I
1170 FOR I=0 TO N-1
1180 A$(X+I,Y+I)=MID$(W$(A1),I+1,1)
1190 NEXT I: A1=A1+1: IF A1=8 THEN 1300 ELSE 300
1300 REM *** FILLING IN REST OF A$(X,Y) ARRAY ***
1310 FOR X=1 TO 12
1320 FOR Y=1 TO 19
1330 IF A$(X,Y) <> " " THEN 1370
1340 B=RND(26)
1350 C=64+B
1360 A$(X,Y)=CHR$(C)
1370 NEXT Y
1380 NEXT X
1390 M$=INKEY$: IF M$="" THEN 1390
1400 GOSUB 1700
1500 REM *** MATCH UP ROUTINE ***
1510 INPUT"ENTER WORD. ENTER '' TO END.";D$
1520 IF D$="" THEN 1900
1530 N=LEN(D$):ON ERROR GOTO 3000
1540 FOR I=1 TO N
1550 INPUT"ENTER VERTICAL,HORIZ. COORDINATES OF LETTE
R MATCH.";X,Y
1560 E$=MID$(D$,I,1)
1570 IF E$<>A$(X,Y) THEN PRINT"WRONG!! START OVER":FORX=1
TO 900:NEXT:GOTO 10
1580 IF E$=A$(X,Y) THEN A$(X,Y)=" "
1590 GOSUB 1700
1600 NEXT I
1610 GOTO 1500
1700 REM *** THE SCREEN PRINT SUBROUTINE ***
1705 REM ***NEXT LINE, USE 2 SPACES UP TO 9, ONE SPACE
AFTER ***
1710 CLS:PRINT"1 2 3 4 5 6 7 8 9 10 11 12 13 14
15 16 17 18 19"
1720 FOR X=1 TO 12
1730 FOR Y=1 TO 19
1740 PRINTA$(X,Y);" ";
1750 NEXT Y
1760 PRINTX
1770 NEXT X
1780 FOR A1=0 TO 8
1790 PRINTW$(A1);" ";
1800 NEXT A1: RETURN
1900 CLS:PRINT"IF YOU WISH TO PLAY ANOTHER ROUND, TYPE
'Y' FOR YES."
1910 PRINT"TO END, JUST TAP THE SPACE BAR."
1920 G$=INKEY$: IF G$="" THEN 1920
1930 IF G$="Y" THEN 10
1940 PRINT:PRINT"GOODBY FOR NOW.": END
2000 DATA "COMPUTER","PAPER","TIGER","BYTE","BAUD","HOU
SE"
2010 DATA "RANDOM","TABLE","GENERATOR","INPUT","OUTPUT",
"OHM"
2020 DATA "RESISTOR","VIDEO","DISPLAY","KEYBOARD","LINE
","FOR"
2030 DATA "INPUT","INTERFACE","SIGNAL","MICRO","POWER",
"SUPPLY"
2040 DATA "SYSTEM","RADIO","WATT","WAIT","STATE","DEVIC
E"
2050 DATA "PROGRAM","BASIC","CASSETTE","LINEAR","TIMER",
"BYTE"
2060 DATA "PLUS","MINUS","GAME","THEORY","HIGH","LOW","
BUFFER"
2070 DATA "ELECTRON","AIR","FORCE","NUMBER","BINARY","H
EX","END"
2995 REM *** ERROR ROUTINE NEXT ***
3000 CLS:PRINT"BAD INPUT. TRY AGAIN.":FORX=1TO1000:NEXT
3010 GOSUB 1700
3020 RESUME 1550

```

DONE

# CHICATRUG News

Chicago TRS-80™ Users Group

**12 Issues For Only \$12.00**

*All The TRS-80™ News You Need  
When You Need It*

**Now In Our 3rd Year Of  
Continuous Publication**

**One Of The Oldest  
TRS-80™ Newsletters  
Still In Circulation**

— Featuring —

- Applications • Product Reviews •
- Machine Language Tutorials •
- And Much More •

**Call: 312-782-9750**

Write For Free Sample:

**Chicatrug News**  
c/o EBG & Associates  
203 N. Wabash Av  
Chicago, IL 60601

✓ 459

\* TRS-80™ is a Trademark of Tandy Corp.



## How the Program Works

Lines 10 through 110 print general information concerning the puzzle. As the user reads this information, the program moves on to the computations required to build the structure of the puzzle.

The three arrays used in the puzzle are DIMensioned at line 200. The A\$(X,Y) array, used throughout, forms the visual display. The C\$(Z) array stores the 50 words, of which eight are selected at random to insert into the A\$(X,Y) array. The W\$(A1) array stores eight words selected from the C\$(Z) array. The POKE statement in this line is required for proper execution of the READ function of the TRS-80, Revision G.

Lines 210 through 250 initially set the 12 x 19 array to a value of empty spaces two columns wide. These empty spaces are eventually filled either by random letters or the specific letters of the puzzle words. Lines 260 through 280 fill the C\$(Z) array with the words from the data bank.

Lines 290 through 350 begin the process of selecting the words and inserting them into the A\$(X,Y) array. A1 is initially set at 0 and is used as a counter in later subroutines to track the eight selected words. Line 300 selects a random number, which is then used to transfer the word value of that number into the W\$(A1) array at line 310.

The letter is derived from the MID\$ function which works as follows: the word is identified by the W\$(A1) array which was determined at line 310. The specific letter is found by the next two values in the MID\$ statement. I+1 identifies the starting point in the W\$(A1) string, while the last value, 1, says we only want one letter extracted.

As the I counter increments, the letters are pulled one by one from the selected word and given a consecutive location in the puzzle array. Line 490 keeps track of the number of words inserted, and when the total reaches eight, the program branches to line 1300. Otherwise, it returns to line 300,

selects another word and inserts it in the manner I have just discussed.

## Two Loops

Lines 1300 to 1390 complete the job of filling in the entire A\$(X,Y) array. Two loops are used to accomplish this task. As the program increments through the Y,X loops, the test at line 1330 checks each array location for occupancy.

If there is already a letter assigned to a specific location, the program jumps to the next value of Y,X. If the location is empty, lines 1340-1360 fill it in with a random letter.

Since the ASCII codes for the letters of the alphabet run from 65 through 90, a random number from 1 through 26, when added to 64, results in a number corresponding to the alphabetical portion of the code. Line 1360 translates that number via CHR\$(n), which returns the letter corresponding to the number and assigns it to the A\$(X,Y) location.

The array is now complete. It takes about 20-25 seconds for the computer to create the filled-in puzzle, and at this point the user can see the results by hitting any key. The short routine which accomplishes this task is found in line 1390. For those who have not discovered this powerful tool, a word of explanation is in order.

Line 1390 M\$ = INKEY\$: IF M\$ = "" THEN 1390 works as follows: INKEY\$ tells the computer to stand by, the user is going to enter something directly from the keyboard. If "" (nothing) is input, the statement tells the program to go back to the beginning of line 1390 and wait for the person at the keyboard to do something other than just sit there.

When any key is pressed, INKEY\$ assigns the key value to the string variable M\$, and the program moves on to the next line. Simple yet powerful, since it provides the user with instantaneous keyboard control over the program. This function can also be used to advantage with following IF,THEN statements, which can then be used for mul-

multiple choice branching related to a specific keyboard input.

Hitting any key moves the program to the GOSUB routine in lines 1700 through 1800. The array and words are printed and control is returned to lines 1500 through 1600.

Line 1510 selects a word and assigns the string value D\$. Line 1530 extracts the number of letters in the word which will be used in the counting sequence at line 1540. The error statement at line 1530 is a trap which catches a bad input at line 1550; for example, a keyboard bounce resulting in a coordinate outside the dimensions of the A\$(X,Y) array.

The coordinates input at line 1550 are used to select the value of A\$(X,Y), which is compared to the value of E\$ derived from the MID\$ function at line 1560. If the letters match, the A\$(X,Y) value is changed to "", providing positive feedback to the user when the screen is reprinted.

Lines 1900 through 1940 provide the option of ending or going back for another puzzle.

Note the use of INKEY\$ as a branching device. The DATA is stored starting at line 2000, and the error routine at line 3000.

## Modifications and Changes

Everybody loves to play with a program, so I'll offer a few suggestions you may want to try. The number of words in the data bank can be increased to whatever point your available memory handles. This version leaves about 9000 bytes available in my 16K machine, so there is plenty of space for expansion.

The C\$(50) dimension at line 200 must be changed to match the number of words in the DATA file, line 210 has to CLEAR more string storage space, and lines 260-300 have to be modified to reflect the number of words available.

The number of words inserted into the puzzle can be increased by setting the value of A1 higher in lines 490, 590, 690, etc. and resetting the loop at line 1780. This modification increases the time required to place all the words into the puzzle. ■

## SAVE \$ ON COMPUTER RIBBONS FOR YOUR **TRS-80®** FROM RAC COMPUTER PRODUCTS

	QTY.	PIECE	DOZ.	SAVINGS
LINE PRINTERS 1, 2, OR 4				
CENTRONICS 730, 737, 739	1-24	4.69	56.28	19.52
	25-UP	3.69	44.28	31.52
LINE PRINTER 3	1	17.95	—	4.00
CARTRIDGE TYPE	2-12	16.95	203.40	60.00
CENTRONICS 734	13-UP	14.95	179.40	84.00

## FOR CREDIT CARD ORDERS

### VISA MASTER-CARD

CALL TOLL FREE 1-800-423-2915  
EXT. 200

CALIF. RES. 1-800-272-3900 EXT. 200  
OR SEND CHECK OR  
MONEY ORDER TO:

RAC COMPUTER PRODUCTS, MO. DIV.  
6467 VAN NUYS BLVD.  
SUITE 237  
VAN NUYS, CALIFORNIA 91401 ✓ 480

\*\* CALIFORNIA RES. PLEASE ADD SALES TAX  
© TRS-80 IS REGISTERED TRADE MARK OF  
TANDY CORP.

## Do speed and animation turn you on?

# Super Graphics

Alan R. Moyer  
993 San Angelo Drive  
Hamilton OH 45013

The TRS-80 utilizes various graphics devices; first, SET and RESET (Example 1) and POKE graphics (Example 2). The PRINT method (Example 3) operates faster, allowing simulated animation and other tricks, but you can sit for awhile while all the variables in some programs are initialized into their respective graphics symbols. This PRINT method is commonly

called the super graphics method.

With the aid of a monitor utility program that allows you to access specific memory locations, it is possible to insert graphics characters into a program line. If you have a disk system, you can call up DEBUG and directly insert graphics characters.

If you don't have a disk system and want to take advantage of super graphics, you can use the program listing, below, to access and change, in decimal or hexadecimal, a BASIC print line to directly print graphics characters under program control without a 'CHR\$(n)' initialization. One consideration is that the finished program may not be listable, and you cannot edit any line containing super graphics characters.

Incorporating super graphics into your program with this monitor can be done in two ways. The easiest method is to load the monitor program before you do any programming and then type in the lines as you normally would. The monitor program uses high (65000 and above) line numbers, so it should not interfere with your program input.

If you already have a program and want to add super graphics, you can include the monitor in your program fairly easily by:

- 1) CLOADing your program (make sure that no line num-

ber is higher than 64999);

- 2) Typing in this program:

```
0 CLS:PRINT:TYPE IN AFTER
MERGING:POKE 16549:PEEK
(16549):POKE 16548:PEEK(16548):
E = 17129
1 S = E:E = PEEK(S + 1)*256 +
PEEK(S):IF E>0 GOTO 1
2 POKE 16549,INT(S/256):POKE
16548,S-INT(S/256)*256:END
```

- 3) Running the merge program;
- 4) CLOADing the monitor;
- 5) Executing in immediate mode the commands listed at the top of the screen.

You should now be able to list the combined programs. You can use the monitor to alter the PRINT statements to include super graphics characters.

### The Monitor Program

The monitor program works by typing RUN 65000. Monitor commands include:

- D - Set the number base to decimal (for input);
- H - Set the number base to hexadecimal (for input);
- E xxxxx - examine memory address xxxxx;
- M xxx - Modify current memory address to xxx;
- Steps to the next address (+). Holding the key down continues to step the address until the key is released;
- Steps to the previous address. Holding the key down continues to step the address until the key is released;

S - Stop program, return to BASIC.

The monitor prints the address and data on the screen in decimal and hexadecimal and the ASCII value (if any) of the address data. You can then modify any address and insert your desired values. The following demonstrates use of the monitor and gives an example of super graphics. This example can be expanded to include elaborate super graphics.

- 1) CLOAD the super graphics monitor;
- 2) Type in the following line:  
'10 PRINT "SAMPLE LINE FOR INSERTING GRAPHICS";
- 3) Type in RUN 65000;
- 4) As the monitor takes over, type H to establish hexadecimal number base mode;
- 5) Type E (for examine), then

```
10 REM SET 1 LINE OF GRAPHICS
20 CLS:FOR X=0 TO
127:SET(1,X):NEXT X
```

#### Example 1: The SET and RESET graphics function

```
10 REM POKE 1 LINE OF
GRAPHICS
20 CLS:FOR X=15360 TO
15424:POKE X,191:NEXT X
```

#### Example 2: The POKE graphics function

```
10 REM PRINT 1 LINE OF
GRAPHICS
20 CLS:PRINT STRING$(64,191)
```

or

```
10 REM PRINT 1 LINE OF
GRAPHICS
20 A$ = CHR$(129) + CHR$(131)
+ STRING$(3,158) + CHR$(26)
+ STRING$(5,24) + CHR$(185)
+ STRING$(4,171)
30 REM "26" = LINEFEED, "24" =
BACKSPACE
40 CLS:PRINT A$
```

#### Example 3: The PRINT graphics function

type in 42E9 (for cassette systems, or 68BA for disk);  
 6) The monitor displays the address 42E9 and its data. An ASCII value (if any) for the data will be shown in the right hand column;  
 7) Hold the ; key down to step the address display along. Watch the ASCII column until you see the line you entered show up ("SAMPLE LINE FOR INSERTING GRAPHICS");  
 8) Use the ; and - keys to get to the beginning of the line;

9) Type in M (modify) and any value for a graphics character (Table 1);  
 10) The monitor again displays the address with the new data value. Do this as many times as there are characters within the quotation marks of the PRINT statement (when typing in the original program, include enough spaces in your PRINT statement to include all the graphics and cursor control you need);

HEX FORM OF GRAPHICS

	0	1	2	3	4	5	6	7	8	9	A	B	C	D	E	F
80	128	129	130	131	132	133	134	135	136	137	138	139	140	141	142	143
90	144	145	146	147	148	149	150	151	152	153	154	155	156	157	158	159
A0	160	161	162	163	164	165	166	167	168	169	170	171	172	173	174	175
B0	176	177	178	179	180	181	182	183	184	185	186	187	188	189	190	191
	0	1	2	3	4	5	6	7	8	9	A	B	C	D	E	F

1A - LINEFEED  
 1B - BACKSPACE



## IRV = Programming Power

IRV, one of the most powerful utility programs available, turns your keyboard into a SUPERKEYBOARD.

Now you can have single key programming. IRV comes complete with its own keyboard definitions, or up to 255 characters can be assigned to every key, including (ENTER) and (BREAK). You can enter often used BASIC words, variable names or even entire lines. Even functions, such as RUN, LIST, or EDIT can be entered with a single keystroke.

The relocate feature of IRV is unique, in that it allows single line relocation and renumbering. You can merge lines using the EDIT function and a single keystroke.

As a video editor, IRV is so powerful, you'll wonder how you got along without it. Full cursor control, blinking cursor, block movement and special erase functions are just the beginning. Frequently used video graphics blocks can be saved and used again and again.

Even IRV's minor virtues are impressive. You can have auto repeat with any key, including programmed functions. You won't have to pull plugs or fiddle with a control box to rewind or fast-forward a tape. The cassette recorder can be controlled from the keyboard.


If you are a creative programmer (or wish to be), you need the power and convenience of IRV! (DOS compatible).

**\$24.95 Tape \$2995 Disk C.O.D. Accepted**

**The Programmer's Guild**

✓ 364

PO Box 66  
 Peterboro, NH 03458  
 PH (603) 924-6065



### GPIB-488 to TRS-80<sup>®</sup> INTERFACE

Mod. 488-80B

\$225.00

+ shipping, insurance & tax

**SPECIFY  
 DISK OR TAPE**

**Everything needed to add powerful controller capability to TRS-80, Model 1, Level 2 or DOS**

**SCIENTIFIC ENGINEERING LABORATORIES**

11 NEIL DRIVE • OLD BETHPAGE, NEW YORK 11804  
 TELEPHONE (516) 694-3205

✓ 291

\*Trade Mark of Tandy Corp.  
 There is no affiliation between Scientific Engineering Laboratories and Tandy Corporation or Radio Shack.



**OF PROGRAMS THAT TREAT YOU LIKE AN IDIOT, WASTING TIME & MONEY??  
 RANDOM ACCESS PAYROLL**

- NO Complicated Initialization
- EDIT & LIST
- QUARTERLY Reports
- PROGRAM Loads In Less than 30 sec.

**PAY ANY EMPLOYEE ANYTIME**

- SALARIED OR HOURLY
- COMPLETE including EIC
- PRINTS on NEBS 9040 CHECKS
- NO SPECIAL PAYROLL CHECKS
- SPECIAL HOURS—SPECIAL PAY
- TWO SAVINGS—INCLUDING RIA
- STATE TAX—WORKMENS COMP.
- CLASSED BY Occupation or Dept.
- PAYSTUB Shows Year-to-date
- No Filenames—All Automatic

**SEND YOUR STATE TAX SCHEDULE**

- We'll Customize for your State Tax

**WRITTEN IN BASIC FOR  
 COMPLETE CONTROL**

Documentation & Disk \$55.00

Documentation only \$10.00-  
 credit to purchase

CREDIT CARD ADD 5%

MASS ADD 5% or Exempt number

Requires:

Min. 32K-1 Drive-Printer = 50 EMP

48K-2 Drives-Printer = 100 +

TEL. 7 AM-9:30 PM EASTERN  
 (617)-359-2364/6370

**MEDFIELD**

✓ 421

**COMPUTER SOFTWARE**

39 GREEN ST., MEDFIELD, MA 02052

**CASIO**

**Calculator Watch**

Time - Calendar Display  
 8 Digit Calculator  
 Stopwatch

**\$42.95**

**F 80 Alarm Chronograph \$26.95**



**TELEPHONE ANSWERING**

**SANYO M139N**

**\$99**

**SANYO 9918 Remote**

**\$239**

**RECORD A CALL 80A**

**\$199**

**RECORD A CALL 90A NEW!**

**WRITE**

**GTE**

**FLIP-PHONE**

**\$36.95**



Master Card

VISA

**SYNAPSE VIDEO**

✓ 266

**P.O. BOX 982**

**NEW YORK, N.Y. 10008**

**Mattel Intellivision**

**\$239.95**

ALSO: Atari Sharp Cobra JVC  
 SONY Panasonic

11) Type in S to return to BASIC;  
12) List the program to inspect your PRINT statement. You should see words like CLS, SET, VAL, etc. They are BASIC commands that the computer normally stores as one byte tokens. These values are normally not available from the keyboard and must be inserted by some other method.

To run the present example, type 20 STOP, so that you can see the display without the monitor program messing up the screen, and run the program. You should now see a number of graphics characters appear on the screen.

You can CSAVE the program with the monitor attached for further development and delete the monitor when finished with a program. ■

### Program Listing

```
65000 ON ERROR GOTO 65430
65010 ' UTILITY MONITOR - V2.0 - ALAN R. MOYER 7/3/79
65020 DEFINTB-M,O-S,U-Z:DIMHNS(15)
65030 DATA 0,1,2,3,4,5,6,7,8,9,A,B,C,D,E,F
65040 FORX=0TO15:READHN$(X):NEXTX
65050 CLS:LC=64:BA=16
65055 ' PRINT HEADING
65060 PRINT00," UTILITY MONITOR - V2.0 N0. BAS
E - ";
65070 IFBA=10PRINT"DECIMAL " ELSE PRINT"HEXID
ECIMAL "
65080 PRINT64,"ADDR. (D) ADDR. (H) DATA (D)
DATA (H) ASCII";
65090 GOSUB65340
65095 ' GET INPUT
65100 AS=INKEYS
65110 IFAS="D" BA=10:GOTO65060 'CHANGE TO DECIMAL
65120 IFAS="H" BA=16:GOTO65060 'CHANGE TO HEXADECIMAL
65130 IFAS="E" GOTO65190 'EXAMINE AN NEW ADDRESS
65140 IFAS="M" GOTO65290 'MODIFY CURRENT ADDRESS
65150 IFAS="S" THEN ON ERROR GOTO 0: END 'BACK TO BASIC
```

```
65160 IFAS="-" AD=AD-1:GOSUB65423:GOSUB65350:POKE16443,
0:GOTO65240 'DECREMENT ADDRESS BY ONE
65170 IFAS="+" AD=AD+1:GOSUB65423:GOSUB65350:POKE16443,
0:GOTO65240 'INCREMENT ADDRESS BY ONE
65180 GOTO65100
65185 'GET *EXAMINE* INPUT
65190 ASC@LC,AS;
65200 INPUTAS:GOSUB65340
65210 IFBA=10 AD=VAL(AS):GOSUB65423:GOSUB65350:GOTO6524
0
65230 HS=AS:GOSUB65400:AD=T:[66NEW5x:GOSUB65423
65235 'GET ADDRESS DATA
65240 D=PEEK(TD):H5=INT(D/16):H6=D-H*16
65245 'PRINT DATA
65250 PRINT@LC,AD;TAB(14)HN$(H1);HN$(H2);HN$(H3);HN$(H4
);
65260 PRINTTAB(28)D;TAB(42)HN$(H5);HN$(H6);
65270 IF(D>31)FIX(D<192)PRINTTAB(56)CHR$(D) ELSE PRINT
65280 GOTO65060
65285 'GET *MODIFY* INPUT
65290 PRINT@LC,AS;
65300 INPUTAS:GOSUB65340
65310 IFBA=10THEN D=VAL(AS):GOTO65330
65320 HS=AS:GOSUB65400:D=T
65325 'INSERT NEW DATA
65330 POKE TD,D:GOTO65240
65335 'INCREMENT LINE COUNTER
65340 LC=LC+64:IFLC>960 LC=960:RETURN
65345 'GET HEX INFORMATION
65350 H1=INT(AD/4096)
65360 H2=INT((AD-(H1*4096))/256)
65370 H3=INT((AD-((H1*4096)+(H2*256)))/16)
65380 H4=AD-((H1*4096)+(H2*256)+(H3*16))
65390 RETURN
65395 'CONVERT HEX INPUT TO DECIMAL
65400 T=0:N=1:FORY=LEN(HS)TO1STEP-1
65410 FORX1=0TO15:IFMIDS(HS,Y,1)=HN$(X1) X2=X1:X1=15
65420 NEXTX1:T=T+X2*N:N=N*16:NEXTY:RETURN
65422 'CHECK ADDRESS INPUT
65423 TD=AD
65424 IF AD<0 THEN AD=0: TD=AD: RETURN
65425 IF AD>65535 THEN AD=65535
65426 IF AD>32767 THEN TD=-(65536-AD)
65428 RETURN
65430 PRINT@LC,"ILLEGAL INPUT...TRY AGAIN":RESUME 65060
```

## COMPUTEX 17710 HERITAGE CI. WEBSTER TEXAS 77598

### This Month Only LNW KITS

BUILD YOUR OWN TRS-80<sup>®</sup>  
EXPANSION INTERFACE  
COMPLETE KIT LESS RAM  
CASSETTE RELAY & CASE  
\$229.00

ASSEMBLED - \$299.95

**Custom Cabinets**  
FOR LNW SYSTEM EXPANSION  
CABINET no. 1 \$89.95  
HOLDS LNW BOARD & POWER  
SUPPLIES  
CABINET no. 2 \$99.95  
HOLDS LNW, POWER SUPPLIES  
& UP TO 2 DISK DRIVES

### TRS80 DISK DRIVES \$325\*

Your : Tandon, MPI  
Choice: or Shugart  
INCLUDES CASE & SUPPLY  
DISK DRIVE CABLES \$21.95

**NEW!! mpi -  
PRINTER MODEL 88T**  
• ADJUSTABLE TRACTOR FEED  
• 100 cps / UPPER-LOWER CASE  
• BIDIIRECTIONAL PRINTING  
• RS232 & PARALLEL I/F  
• FRICTION FEED  
• PLUS MORE FOR **\$749**

### COMPONENTS

FOR LNW SYSTEM EXPANSION  
74LS00...\$ .33 74LS04...\$ .35  
74LS08...\$ .33 74LS32...\$ .50  
74LS14...\$ 1.95 74LS00...\$ .40  
74LS30...\$ .33 74LS02...\$ .40  
74LS74...\$ .50 74LS00...\$ .40  
74LS139...\$ 1.00 7805...\$ .99  
74LS155...\$ 1.00 7812...\$ .99  
74LS161...\$ 1.00 7912...\$ .99  
74LS175...\$ 1.00 75452...\$ .35  
74LS240...\$ 1.95 1488...\$ .99  
74LS244...\$ 1.95 1489...\$ .99  
74LS244...\$ 2.25 74LS367...\$ .66  
FD1771B-01 DISK CTRLR. 23.95  
TR1602 U.A.R.T. 3.65  
MPU131...\$ .89  
10,000 uF AXIAL CAPACITOR 3.85

• ORDERING INFORMATION • PERSONAL CHECKS • CDS REQUIRE 10% DOWN  
• VISA & MASTERCHARGE • TAKE 2 WEEKS TO • TEXAS RESIDENTS ADD 4% TAX  
• ORDERS ADD 4% • CLEAR

### PUREZZAP

is a machine language, highly advanced disk sector modifier. Incorporating 4 additional utilities most desired by users. 35 or 40 track. 1 or 2 drives.

- Zero out all unallocated sectors.
- Zero out all killed directory entries.
- Hash code displayed upon entering any filespec.
- Instantly kill format, copy, basic and all system files except boot and dir.
- PUREZZAP reads, modifies and writes any sector.
- Lightning fast cursor movements in 4 directions whether modify mode or not.
- Instant toggle between drives.
- Continues sector compare of any two locations.
- Continues search for the occurrence of any byte.
- Automatic single or multiple duplication of a modified byte.
- Forward or backward 1 to 9 sectors at a time >>instantly<<.
- Fantastic, easy to read, visual display with the relative byte position displayed and updated continuously during any function.
- A super menu and more with easy to understand documentation.


Shipped within 24 hours on a diskette for only \$12.95. Add \$1.00 for handling in USA—\$3.00 outside.

Make check or money order payable to:

◆ **COMPUTER CONSULTANTS** ◆  
8411 Cedartree Rd.  
Downey, California 90240

## TRS-80 Owners: Turn Your Typewriter Into A Printer

**\$599**  
Complete



### ...With the KGS~80 Keyboard Actuator

- Plug-in compatibility with the TRS-80... attractive enclosure contains actuator and interface.
- Least expensive way to get letter quality printing.
- No mechanical modifications to the typewriter are necessary.
- Rests firmly above the typewriter keyboard. Can be installed or removed in 5 seconds.
- Does not require any software to operate... works with Pencil, Scripsit and other word processing programs.
- Solenoids with soft plastic tips strike typewriter keys with the same force a typist would exert.



**KOGYOSHA CO., LTD.**  
179 Riveredge Rd., Tenafly, N.J. 07670 (201) 568-8769

Dealer Inquiries Invited.



# Instant Software™ New Releases

## FOR THE TRS-80\*

### LIFE

Would you like to play god?

Even if you've only been involved with computers for a short while, you're certain to have heard of Life. The game was originally created by British mathematician John Conway and popularized in Martin Gardner's Mathematical Games column in Scientific American magazine. Life, a computerized simulation of the life cycle of a colony of bacteria, allows you to manipulate both the bacteria and their environment.

Over the years the game has lost none of its fascination for computerists. It is based on a few simple concepts but it results in captivating, animated graphics displays.

There are two versions of Life included in

this package. The first is written in machine-language and is the most versatile, flexible and the swiftest version of Life we've ever seen. The second is in BASIC with machine-language subroutines. This allows both the machine-language devotee and the BASIC aficionado to experiment with the program.

Patterns can be created and edited easily. You can create your own "creatures" or use the library of preprogrammed creatures. You can run at full speed (100 to 200 generations per minute), enter a pause factor, or single step through the life cycle.

No matter how you approach Life, whether artistically, mathematically, intuitively, or just for fun, this is THE classic program.

Order No. 0078R \$9.95



### Investor's Paradise

Imagine that you've been given a large sum of money and have the opportunity to see if you can make a killing in the market...

**Stock Trek**—This is a stock market simulation in which you and up to five other investors buy and sell stocks. See if you can transform \$5000 into a fortune in twelve short months. The program has an automatic ticker tape that announces market conditions plus a stock price display board. You can ask for a prospectus that will describe each stock and its dividend potential. Finally, you can see the performance of each stock displayed on a graph. At the end of one (simulated) year, the computer will display the net worth of all investors. The player with the greatest net worth is advised to start looking at the financial pages.

**Speculation**—This program goes a step beyond being a mere simulation. You enter the financial data on up to 25 real companies and start playing the market. You can buy and sell shares based on net cost, including sales commissions. You'll be able to compare how you did in the market, based on the value of your portfolio and accumulated dividends, versus investing your money at a fixed rate of interest. This program can simulate up to five years of playing the market in computer time and all your data can be stored on tape for future reference. Although this program isn't intended to simulate actual market conditions, it comes darned close.

The Investor's Paradise package lets you experience all the thrills and triumphs of the stock market without risking a dime.

Order No. 0125R \$9.95

\*A trademark of Tandy Corporation

**TO ORDER:** Look for these programs at the dealer nearest you (see list on the next page). If your store doesn't stock Instant Software send your order with payment to: Instant Software, Order Dept., Peterborough, N.H. 03458 (Add \$1.00 for handling) or call toll-free 1-800-258-5473 (VISA, MC and AMEX accepted).

### Winner's Delight


Are you a winner? Do you enjoy challenging yourself with thorny tasks? Then try Winner's Delight. This quartet includes:

**Amazing**—You must escape from a maze, one that you view from the inside. You must work against the clock—and you may meet a nasty dwarf who can block your passage to freedom.

**Junior Checkers**—Not your usual game of checkers... The challenge is to beat the computer in the fewest number of moves.

**Jumbo Jigsaw**—Fit the pieces of the jigsaw together in the fewest number of tries. The program offers three levels of expertise for you to choose from.

**Thirteen Ways**—Try to fill up your columns with the numbers you roll on dice. Lady Luck may be with you or against you. But you may



be certain that the computer will be plotting how to fill its columns first!

You too can be a winner, with Instant Software!

Order No. 0124R \$9.95

The **Adult Caloric Requirements** program can determine your Basal Metabolic Rate, after you respond to a computerized "questionnaire". Then the program makes recommendations on how you can reach an ideal weight, through dietary planning.

Our **Flexi-Diet** program will create a practical diet for you. Choose your caloric intake, from 600 to 2400 calories per day. The program will make up sample menus for any meal you desire. If you don't care for its choices, it will make as many alternative menus as you like!

In the **Anatomy Quiz** program, a human torso is drawn on your video monitor and you must locate various organs within the body. After you've made your choice, the program gives a mini-lesson, which includes the organ's size, exact location and major bodily functions.

**Body Buddy:** Let it change you for the better!

Order No. 0109R \$9.95



### Body Buddy

Get to know the Inner You. Use this package to learn your caloric needs and to set up a weight-loss diet. It will also introduce you to human anatomy and physiology.

# Instant Software™

Prices subject to change without notice.

Peterborough, N.H. 03458

# Ask for Instant Software at a computer store near you.

## Alabama

Anderson Computers  
3156 University Dr., Huntsville  
Computerland of Huntsville  
3020 University Dr., Huntsville  
Oleasky Bros  
3783 Airport Blvd., Mobile

## Arizona

Professional Data Systems  
4506-A N. 16th St., Phoenix  
Milets TV & Radio  
621 East Broadway, Mesa  
**California**

AMCO Elect. Supply  
635 E. Arrow Hwy., Azusa  
Byte Shop  
8038 Clairmont Mesa Blvd., San Diego  
Byte Shop  
123 E. Yorba Linda, Placentia  
Byte Shop of Mt. View  
1415 West El Camino Real, Mt. View  
Byte Shop of Sacramento  
6041 Greenback Ln., Citrus Heights  
Capital Computer Systems  
3398 El Camino Ave., Sacramento

Computers Made Easy  
819 East Ave. O.R. Palmdale  
Computer Store of San Leandro  
701 MacArthur Blvd., San Leandro  
Computer World  
8791 Westminster Ave., Westminster  
Computerland  
16720 S. Hawthorne, Lawndale  
Computerland of W. LA  
6840 La Cienega Blvd., Inglewood  
Coast Electronics  
3118 No. Main St., Morro Bay  
Computerland  
24001 via Fabricante No 904, Mission Viejo  
Computer Mart of California  
315 Diamond Bar Blvd., Diamond Bar  
Electronic Systems  
4883 Tonino, San Jose  
Hobbi-ronics  
1378 So. Bascom Ave., San Jose  
Hobby World  
19511 Business Ctr. Dr., Unit 6, Borthridge  
Huntington Computing  
2020 Charles St., Corcoran  
I.C.E. House Inc.  
398 North E. St., San Bernardino  
Jade Computer Products  
4901 W. Rosecrans, Hawthorne  
Malibu Microcomputing  
23910A Deville Way, Malibu  
Marlam Co.  
6351 Almaden Rd., San Jose  
Opamp/Technical Books  
1033 N. Sycamore Ave., Los Angeles

PC Computers  
10166 San Pablo Ave., El Cerrito  
O.I. Computers, Inc.  
15818 Hawthorne Blvd., Lawndale  
Radio Shack Dealer  
8250 Mira Mesa Blvd., San Diego  
Radio Shack Dealer  
50 N. Cabrillo Hwy., Half Moon Bay  
Santa Rosa Computer Center  
804 7th St., Santa Rosa  
Silver Spur Elect. Comm.  
13552 Central Ave., Chino  
The Computer Store  
820 Broadway, Santa Monica  
**Colorado**

Colorado Computer Systems  
311 W. 74th Ave., Westminster  
Computerland of North Denver  
8749 Wadsworth Blvd., Arvada  
Computer Shack  
1635 South Prairie, Pueblo  
Software Gourmet  
1111 S. Pearl St., Denver  
The Computer Store  
2300 Welton St., Denver  
**Connecticut**

American Business Computers  
454 Thames St., Groton  
Computerlab  
130 Jefferson, New London  
Computerland  
1700 Post Rd., Fairfield  
Computerland  
80 Skiff St., Hamden  
Computer Works  
1439 Post Rd. E., Liberty Plaza, Westport  
Instructional Systems Computers  
807 Hartford Rd., Manchester  
Technology Systems  
208 Greenwood Ave., Bethel

## D.C.

The Program Store  
4200 Wisconsin Ave., N.W., Washington, D.C.  
**Florida**

AI Personal Computer  
178 Oxford Rd., Fern Park  
AMF Electronics  
11146 N. 30th St., Tampa  
Boyd Ebert Corporation  
1328 West 15th St., Panama City  
Computer Center  
6578 Central Ave., St. Petersburg  
Computer Junction  
5450 So. State Rd. 7, Ft. Lauderdale  
Computerland  
7374 S. Tamiami Trail, Sarasota  
Computerland of Ft. Lauderdale  
3963 N. Federal Hwy., Ft. Lauderdale  
Computerland of Jacksonville  
2777-6 University Blvd. W., Jacksonville  
Computerland of Tampa  
1520 E. Fowler Ave., Tampa  
Computerland of West Palm Beach  
4275 Okeechobee Blvd., West Palm Beach  
Computer Shack  
3336 Beach Blvd., Jacksonville  
Computer System Resources Inc.  
3222 S.W. 35th Blvd., Gainesville  
Curtis Waters Enterprises  
236 Talbot Ave., Melbourne  
Heath Kit Electronic  
4705 W. 16th Ave. Center, Hialeah  
HIS Computerization  
1295 Cypress Ave., Melbourne  
Ukutan Computer Store  
Airport Rd., Destin  
Williams Radio & TV Inc.  
2062 Liberty St., Jacksonville  
Your Basic Computer Store  
971 Seaway Dr., Ft. Pierce

**Georgia**  
Atlanta Computer Mart  
Atlanta  
Computerland of Atlanta  
2423 Cobb Parkway, Smyrna  
Micro Computer Systems  
3104 E. Shadowlawn N.E., Atlanta  
**Hawaii**  
Computerland of Hawaii  
567 N. Federal Hwy., Honolulu  
Radio Shack Assoc. Store  
1712 S. King St., Honolulu  
**Idaho**  
Electronic Specialists  
8411 Fairview Ave., Boise  
**Illinois**  
Computerland  
4507 North Sterling, Peoria  
Computerland  
9511 N. Milwaukee Ave., Niles  
Computer Station  
3659 Nameoki Rd., Granite City  
Garcia & Associates  
203 No. Wabash Ave., Suite 1510, Chicago  
Midwest Micro Computers, Inc.  
708 S. Main St., Lombard  
**Indiana**  
Computer Center of South Bend  
51591 US 31 North, South Bend  
Data Domain  
221 W. Dodds, Bloomington  
Fall Creek Electronics Store  
732 Center St., Pendleton  
**Iowa**  
Memory Bank  
1721 Grant St., Bettendorf  
**Kansas**  
Central Kansas Computers  
6 S. Broadway, Herington  
**Maine**  
Maine Computronics  
Intown Plaza, Bangor  
Mid Maine Computer Co.  
158 Turner St., Auburn  
**Maryland**  
Computer Age  
9433 Georgia Ave., Silver Springs  
Jack Fives Electronics  
4608 Deblen Circle, Pikesville  
The Comm Center  
9624 Ft. Meade Rd., Laurel  
**Massachusetts**  
ComputerCity  
175 Main St., Charlestown  
ComputerCity  
50 Worcester Rd., Framingham

Computerland of Boston  
214 Worcester Rd., Wellesley  
Computer Packages Unlimited  
342 Boston Turnpike, Shrewsbury  
Land of Electronics  
1127 Western Ave., Lynn  
Lighthouse Computer Software  
14 Fall River Ave., Rehoboth  
Mark Gordon Computers  
15 Kenwood St., Cambridge  
New England Electronics Co.  
679 Highland Ave., Needham  
Small Business System Group  
Main St., Dunstable  
The Computer Store  
120 Cambridge St., Burlington  
Tufts Radio & Electronics  
206 Mystic Ave., Medford  
**Michigan**  
Computer Center  
28251 Ford Rd., Garden City  
Computer Connections  
38437 Grand River, Farmington Hills  
Computerland of Grand Rapids  
2927 28th St. S.E., Kentwood  
Computerland of Southfield  
29673 Northwestern Hwy., Southfield  
Computer Mart  
560 W. 14 Mile Rd., Clawson  
Computer Room  
455 E. Michigan Ave., Kalamazoo  
Computronics Corp.  
423 S. Saginaw Rd., Midland  
Hobby House  
1035 W. Territorial Rd., Battle Creek  
Main Systems Inc.  
1161 No. Ballenger Hwy., Flint  
The Alternate Source  
1806 Ada, Lansing  
The Eight Bit Corner  
722 Evanston Ave., Muskegon  
TRI Country Electronics & Sound Center  
1537 North Leroy, Fenton  
Ye Olde Teacher Shoppe  
1823 Wyntire St., Ypsilanti  
**Minnesota**  
Computerland of Hopkins  
11319 Hwy F., Hopkins  
Digital Den  
Burnsville Center  
Minnesota Software Inc.  
5422 Fisher St., White Bear Lake  
Zim Computers  
5717 Xerxes Ave., N. Brooklyn Center  
**Mississippi**  
Dyer's, Inc.  
200 E. Main St., West Point  
Softwarehouse  
816 Foley St., Jackson  
W. Vernon Foster Inc.  
816 Foley St., Jackson  
**Missouri**  
Century Next Computers  
1001 E. Walnut, Columbia  
Comp-U-Tris Software Center  
51 Florissant Oaks Shopping Center, Florissant  
Software Shack  
16501 Greenwood Court, Belton  
**Montana**  
Intermountain Computer  
529 So. 9th St., Livingston  
Personal Computer  
121 Red Oak Dr., Carl Junction  
The Computer Store  
1216 16th St. W. #35, Billings  
**Nebraska**  
Computerland of Omaha  
11031 Elm St., Omaha  
Midwest Computer Co. Inc.  
8625 I. St., Omaha  
Midwest Computer Co. Inc.  
4442 S. 84th St., Omaha  
Midwest Computer Co. Inc.  
4403 S. 87th St., Omaha  
Scottsbluff Typewriters Inc.  
1824 Broadway, Scottsbluff  
**Nevada**  
Century 23  
4566 Spring Mountain Rd., Las Vegas  
**New Hampshire**  
Bitsnbytes Computer Center  
568 Pleasant St., Concord  
ComputerCity  
1525 S. Willow, Manchester  
Paul's TV  
Main St., Fremont  
Portsmouth Computer Center  
31 Raynes Ave., Portsmouth

Radio Shack Assoc. Store  
Fairbanks Plaza, Keene  
Sturdivant and Dunn  
124 Washington St., Conway  
**New Jersey**  
Abe's TV Sales & Service  
College Town Shopping Center, Glassboro  
Computer Corner of NJ  
439 Rte. #23, Pompton Plains  
Computer Encounter  
2 Nassau St., Princeton  
Computerland  
35 Plaza Rte. #4, W. Paramus  
Computer Mart of NJ  
501 Rte. 27, Iselin  
Crowley's  
Rd. #3, Whitehouse Station  
Dave's Electronics  
Pennsville Shopping Ctr., Pennsville  
GHB Enterprises Inc.  
Rte. 38, Rudder Ave., Mapleshade  
Lashen Electronics Inc.  
21 Broadway, Denville  
Personal Computing Inc.  
51 Central Sq., Linwood  
Radio Shack/J&J Electronic  
Mansfield Shopping Ctr.  
Rt. 57 Allen Rd., Hackettstown  
The Bargain Brothers  
Glen Roc Shopping Center  
216 Scotch Road, Trenton  
The Computer Emporium  
Bldg. 103, Avenues of Commerce  
2428 Rte. 38, Cherry Hill  
**New Mexico**  
Aute Electronics Co.  
232 Wisconsin N.E., Albuquerque  
South West Computer Center  
121 Wyatt Drive, Suite 7, Las Cruces  
Thomas E. Carr Jeweler  
1300A Tenth St., Alamogordo  
**New York**  
Aristo Craft  
314 Fifth Ave., NYC  
Berliner Computer Center  
102 Jericho Turnpike, New Hyde Park  
Bits & Bytes  
2800 Straight Rd., Fredonia  
Computer Corner  
200 Hamilton Ave., White Plains  
Computer Era Corp.  
1570 3rd Ave., New York  
Computer Factory  
485 Lexington Ave., NYC  
Computer House, Inc.  
721 Atlantic Ave., Rochester  
Computerland of Nassau  
79 Westbury Ave., Carle Place  
Computerland of New York City  
58 W. 44th St., New York  
Computer World  
519 Boston Post Rd., Port Chester  
Comtek Electronics, Inc.  
2666 Coney Island Ave., Brooklyn  
Comtek Electronics, Inc.  
Staten Island Mall  
Store 220A, Staten Island  
Digibyte Systems Corp.  
31E. 31st St., New York  
80-Microcomputer Services  
118 Masten Ave., Cohoes  
Home Computer Center  
671 Monroe Ave., Rochester  
Mr. Computer  
Imp. Plaza, Rte. 9, Wappingers Falls  
Softtron Systems  
308 Columbia Turnpike, Rensselaer  
The Computer Tree Inc.  
409 Hooper Rd., Endwell  
Update Computer Shop  
629 French Rd., Campus Plaza, New Hartford  
**North Carolina**  
Byte Shop of Raleigh  
1213 Hillsborough St., Raleigh  
Sound Mill  
Siocum Shopping Ctr., Havelock  
**Ohio**  
Altair Business Systems, Inc.  
5252 North Dixie Dr., Dayton  
Astro Video Electronics  
504 E. Main St., Lancaster  
Cincinnati Computer Store  
4816 Interstate Dr., Cincinnati  
Computerland  
4579 Great Northern Blvd., N. Olmstead  
Computerland  
6429 Busch Blvd., Columbus  
Computerland  
1288 Som Rd., Mayfield Heights  
Computer Store of Toledo  
18 Hillway Dr., Toledo  
Forbes Microsystems Inc.  
35 N. Broad, Fairborn  
Microcomputer Center  
7900 Paragon Rd., Dayton  
Micro-Mini Computer World  
74 Robinwood, Columbus  
21st Century Shop  
16 Convention Way, Cincinnati  
Universal Amateur Radio, Inc.  
1280 Aida Dr., Columbus  
**Oklahoma**  
Sounds, Etc.  
Hwy. 33, Watonga  
Vern Street Products  
114 W. Taff St., Sapulpa

**Oregon**  
Computerland of Portland  
12020 S.W. Main St., Tigard  
Computer Pathways Unlimited, Inc.  
2151 Davor St. S.E., Salem  
TRS-80 Products Ltd.  
3520 S.E. Vineyard Rd., Portland  
**Pennsylvania**  
Artco Elect.  
302 Wyoming Ave., Kingston  
Artco Elect.  
Back Mountain Shopping Center, Shavertown  
Audio Mart  
518 Fifth Ave., New Brighton  
Computer Workshoppe  
3648 William Penn Hwy., Monroeville  
Computerland of Harrisburg  
4644 Carlisle Pike, Mechanicsburg  
Computerland of Pittsburgh  
5499 William Flynn Hwy., Gibsonia  
Erie Computer Co.  
2127 West 8th St., Erie  
Mighty Byte Computer Center  
537 Easton Rd., Horsham  
Personal Computer Corp.  
2426 West Lancaster Ave., Paoli  
Personal Computer Corp.  
Frazier Mall, Lancaster Ave., Frazier  
**Rhode Island**  
Computer City  
165 Angell St., Providence  
Digital World, Inc.  
329 Bald Hill Rd., Warwick  
**South Dakota**  
CB Radio Shack  
21st and Broadway, Yankton  
**Tennessee**  
ACS  
1100 8th Ave. So., Nashville  
Computerlab  
671 S. Menden Hall Rd., Memphis  
H.A.H. Electronics Inc.  
509 N. Jackson St., Tullahoma  
**Texas**  
Computer Port  
2142 N. Collins, Arlington  
Houston Computer Tech  
5313 Bissonnet, Bellare  
Interactive Computer  
7620 Dashedwood, Houston  
K.A. Elect.  
9090 Stemmons Freeway, Dallas  
Pan American Elect. Inc.  
1117 Conway, Mission  
Radio Shack Dealer  
21969 Katy Freeway, Katy  
The Computer Shop  
6353 Camp Bowie Blvd., Ft. Worth  
Waghalter Books Inc.  
3 Greenway Plaza E., Houston  
**Utah**  
DC Computer Co.  
1911 West 70 South, Provo  
Quality Technology  
470 E. 2nd So., Salt Lake City  
**Virginia**  
Computer Works  
Rte. 6, Box 65A, Harrisonburg  
Home Computer Center  
2927 Virginia Beach Blvd, Virginia Beach  
Southside Radio Comm.  
135 Pickwick Ave., Colonial Heights  
**Washington**  
American Mercantile Co. Inc.  
2418 1st Ave. S., Seattle  
Byte Shop of Bellevue  
14701 N.E. 20th St., Bellevue  
Computer Connection Inc.  
3100 NW Bucklin Hill Rd., Silverdale  
Computerland of South King Co.  
1500 S. 336 St., Suite 12, Federal Way  
Personal Computers  
S 104 Freva, Spokane  
Ye Old Computer Shop  
1301 G. Washington, Richland  
**West Virginia**  
The Computer Corner Inc.  
22 Beechurst Ave., Morgantown  
The Computer Store  
Ministerial Parking Bldg., Charleston  
**Wisconsin**  
Byte Shop of Milwaukee  
6019 West Layton Ave., Greenfield  
Computerland  
690 S. Whitney Way, Madison  
Computerworld  
3015 W. Wisconsin Ave., Appleton  
Magic Lantern Computer  
3313 University Ave., Madison  
Petted Microsystems  
4265 W. Loomis Rd., Milwaukee  
**Wyoming**  
Computer Concepts  
1104 Logan Ave., Cheyenne  
**Puerto Rico**  
The Microcomputer Store  
1568 Ave. Jesus T. Pinero  
Caparra Terrace

**Canada**  
CANADIAN DISTRIBUTORS  
Micron Distributing  
408 Queen St. W., Toronto, Ont.  
MSV 2A5

# Instant Software™

PETERBOROUGH, NEW HAMPSHIRE 03458

## *Displace T-BUG to three different memory locations and you don't need a multiple loader to do it!*

# Triple Play for T-BUG

W. H. Johnson  
1838 Willowhurst  
Cleveland, OH 44112

If you purchase T-BUG for your TRS-80, you soon learn that all of the machine language programs you would like to be able to look at are loaded into the same area of memory (42E9-5000). If you haven't been able to invest in some of the multiple loading monitors, such as RSM, which load into 16K, 32K and 48K versions, you are stuck.

This program takes your standard T-BUG monitor, normally loaded from 4380 to 4980, and moves it to three different locations. You can punch a copy of the one that you need or all three.

### Block Moves

This program block moves T-BUG into locations 7380-7980, B380-B980 and F380-F980 and corrects all of the address references. If you have a relocater program that fixes all references, it won't work on T-BUG or RSM. Some of the code is altered by single instruction operations that are not apparent, unless you fully disassemble the programs and interpret how

they work. This can be easy or difficult depending on the way the programmer writes his code.

To start the program, load T-BUG, using the SYSTEM command, and then use the M command of T-BUG to change the memory locations given in the program. The main program starts at 4C00 and goes to 4CCB. It uses a set of look-up tables located from 4A00 to 4B9F. It also uses a set of high byte variables located from 4BA0 to 4BA6.

The program does three sets of block moves into each of the areas and then goes into a loop which repeats itself three times. The first time through, the table has the values for the 16K version (7380-7980). At the end of the first loop, it goes to two subroutines to change, respectively, the high byte of the table address and the variable high byte. At the end of the third loop, the program returns to your normal T-BUG.

Use the J command to jump to address 4C00. When you have done this, you can punch whichever version you want on tape using the P command, as in the following:

P 7380 7980 73A0 TBUG73  
P B380 B980 B3A0 TBUGB3  
P F380 F980 F3A9 TBUGF3

Some of the main entry points of T-BUG that save you from writing your own routines are:

4380 Entrance from software breakpoint  
43A0 Start entrance /17312 decimal  
440D Examine memory/modify routine  
4455 Display register contents stored in 4825-483C  
44D3 Punch a system tape  
4506 Load a system tape  
450F Display character pointed to by IX + 0 as 2 hex

4532 Display ASCII character on screen  
4589 Get 2 hex characters in A  
45A4 Get a hex character in A  
45C8 Input a character from keyboard  
47DF Set breakpoint routine  
480D Clear breakpoint routine

T-BUG installs a C3 8043 (jump to address 4380) that initializes a new stack, stores all of the registers in 4825-483C, displays the # on the screen,

MAIN PROGRAM		
4C00	01 0006	LD BC, NN LENGTH OF MOVE
4C03	11 8073	LD DE, NN START OF NEW AREA
4C06	21 8043	LD HL, NN MOVING FROM OLD AREA
4C09	ED B0	BLOCK MOVE PROGRAM (16K)
4C0B	01 0006	LD BC, NN
4C0E	11 80B3	LD DE, NN
4C11	21 8043	LD HL, NN
4C14	ED B0	BLOCK MOVE 2ND AREA (32K)
4C16	01 0006	LD BC, NN
4C19	11 80F3	LD DE, NN
4C1C	21 8043	LD HL, NN
4C1F	ED B0	BLOCK MOVE 3RD AREA (48K)
4C21	3E 03	LD A, N # LOOPS TO GO THROUGH
4C23	32 A84B	LD (NN), A LOOP COUNTER STORAGE
-----		
TABLE ADDRESS, # VALUES, VALUE TO CHANGE		
4C26	11 004A	LD DE, NN
4C29	01 0C00	LD BC, NN
4C2C	3A A04B	LD A, (NN) VALUE 1
4C2F	CD 904C	CALL SUBROUTINE TO CHANGE VAL1
4C32	11 164A	LD DE, NN
4C35	01 0700	LD BC, NN
4C38	3A A14B	LD A, (NN) VALUE 2
4C3B	CD 904C	CALL SUBROUTINE TO CHANGE VAL2
4C3E	11 264A	LD DE, NN
4C41	01 4700	LD BC, NN
4C44	3A A24B	LD A, (NN) VALUE 3
4C47	CD 904C	CALL SUBROUTINE TO CHANGE VAL3
4C4A	11 B04A	LD DE, NN
4C4D	01 0A00	LD BC, NN
4C50	3A A34B	LD A, (NN) VALUE 4

Program continues

clears the 18 columns and waits for a new command.

You also have to execute the breakpoint before the F command will restore the three bytes to the original program locations. I mention this only in case you decide to write a program with a number of relative jumps and happen to choose the breakpoint within one of the looping structures. Relative jumps use two bytes of code and, of course, can go forwards and backwards.

There is one trick you can use with T-BUG, if you have a 16K machine and are willing to use very short programs in Level II BASIC. You can put the normal T-BUG into memory with the SYSTEM command and then modify the pointers for the BASIC interpreter, so that the computer starts its storage area above the top of T-BUG. Change

the following hex locations to 4980 (don't forget to put the LSB first, i.e., 80 49):

```
40F9 80
40FA 49
40FB 80
40FC 49
40FD 80
40FE 49
```

This way, your BASIC starts storing programs at 4980 hex and does not know that T-BUG is in memory. One caution: If you must hit the reset button, the pointers are restored to the normal values of 42E9 in the three locations. If this happens, you get all sorts of gibberish in most cases.

To recover from a crashed program like this, call SYSTEM and, instead of typing the name, use /17312 and press ENTER. You should be back in T-BUG and can reset the addresses using the M command. ■

#### -----ADDRESS TABLE 4A00-4BAF-----

```
4A00 9273 0074 8274 B674 0575 1C75 C575 0C78
4A10 2478 0978 AA73 9F73 F773 0574 3274 5E74
4A20 6D74 6D74 6D74 9573 C973 D573 E173 E473
4A30 0A74 0F74 1274 1874 2574 2874 2B74 3674
4A40 3A74 4674 4D74 5274 5274 6374 6A74 7274
4A50 7574 7C74 8774 8C74 9574 9A74 9F74 A774
4A60 AA74 B074 D574 D874 DE74 E474 E774 ED74
4A70 F374 F674 FC75 0875 1C75 2B75 3175 3875
4A80 3B75 3E75 8B75 9075 9375 9775 A675 AB75
4A90 B075 B875 BD75 CE75 DD75 FC75 9276 B176
4AA0 BB76 D576 E177 E477 EA77 0F78 1E74 1E74
4AB0 0275 0B75 0C76 1176 1E76 3176 7976 9776
4AC0 6177 6177 6177 EE73 4576 4876 5476 5D76
4AD0 6A76 7576 7E76 8776 9A76 9E76 A276 C076
4AE0 C576 DF76 F176 FA76 FF76 0777 0F77 1477
4AF0 1877 1B77 2677 2A77 2D77 3277 3877 3E77
4B00 4177 4777 4B77 5A77 6F77 7E77 8777 9277
4B10 9977 AB77 B577 BF77 5177 5177 5177 5177
4B20 8373 8B73 8F73 9973 9C73 AF73 B273 D273
4B30 DA73 E973 1574 1B74 2274 4373 4A74 5874
4B40 AD74 B374 BB74 BF74 D174 DB74 E174 EA74
4B50 F074 F974 FF74 2475 3475 5375 6E75 7175
4B60 7D75 8775 CA75 E775 8E76 A776 B576 CC76
4B70 DC76 E276 E676 3577 3B77 D477 DB77 E777
4B80 ED77 F077 F777 1278 1678 1678 1678 1678
4B90 A273 A773 C373 C373 C373 C373 C373 C373
4BA0 7374 7576 7778 7900 0300 004A 0000 0000
```

Table 1.

```
4C53 CD 904C CALL SUBROUTINE TO CHANGE VAL4
4C56 11 C64A LD DE,NN
4C59 01 2B00 LD BC,NN
4C5C 3A A44B LD A,(NN) VALUE 5
4C5F CD 904C CALL SUBROUTINE TO CHANGE VAL5
4C62 11 204B LD DE,NN
4C65 01 3600 LD BC,NN
4C68 3A A44B LD A,(NN) VALUE 6
4C6B CD 904C CALL SUBROUTINE TO CHANGE VAL6
4C6E 11 904B LD DE,NN
4C71 01 0400 LD BC,NN
4C74 3A A64B LD A,(NN) VALUE 7
4C77 CD 904C CALL SUBROUTINE TO CHANGE VAL7
-----END OF LOOP CHECK-----
4C7A 3A A84B LD A,TESTLOCATION
4C7D D6 01 SUBTRACT 1
4C7F 32 A84B LD TESTLOCATION,A
4C82 B7 OR A (TEST FOR ZERO)
4C83 00 NOP
4C84 20 03 JUMP RELATIVE IF NOT ZERO
4C86 C3 A043 RETURN TO TBUG AT END
4C89 CD A94C CALL CHANGE TABLE AND VALUES SUB
4C8C C3 264C RE-LOOP IF NOT DONE
4C8F 00 NOP
-----CHANGE ADDRESS VALUES IN TABLE-----
4C90 F5 PUSH AF
4C91 F1 POP AF
4C92 0B DEC BC (COUNTER)
4C93 ED53 984C LD (NN),DE SET UP HL ADDRESS
4C97 2A XXXX LD HL,(NN) (WILL CHANGE EACH PASS)
4C9A 77 LD (HL),A STORE NEW HI BYTE
4C9B 13 INCREMENT DE
4C9C 13 INCREMENT DE
4C9D F5 PUSH AF
4C9E 00 NOP
-----CHECK IF END-----
4C9F 78 LD A,B
4CA0 B7 OR A (TEST IF ZERO)
4CA1 20 EE JR NZ TO 4C91
4CA3 79 LD A,C
4CA4 B7 OR A
4CA5 20 EA JR NZ TO 4C91
4CA7 F1 POP AF
4CA8 C9 RETURN
-----CHANGE TABLE PROGRAM-----
4CA9 01 C700 LD BC # VALUES
4CAC 21 014A LD HL START OF TABLE (HI BYTES)
4CAF 0B DECREMENT COUNTER
4CB0 3E 40 LD A,40
4CB2 86 MOVE HI BYTE UP 16K
4CB3 77 STORE UPDATED HI BYTE
4CB4 23 INC HL
4CB5 23 INC HL
-----CHECK FOR END-----
4CB6 78 LD A,B
4CB7 B7 OR A
4CB8 20 F5 JR NZ TO 4CAF
4CBA 79 LD A,C
4CBB B7 OR A
4CBC 20 F1 JR NZ TO 4CAF
-----CHANGE VALUE #-----
4CBE 01 0007 LD BC,NN
4CC1 21 A04B LD HL,NN
4CC4 3E 40 LD A,40
4CC6 86 ADD A,(HL) MOVE UP 16K
4CC7 77 LD (HL),A STORE UPDATED VALUE
4CC8 23 INC HL
4CC9 10 F9 DJNZ TO 4CC4
4CCB C9 RETURN TO 3 LOOP SECTION
```

Program Listing 1.

## SURPLUS TRS-80\* EXPANSION INTERFACES WITH 32K RAM

Due to changes in Product Structure  
American Business Computers is offering  
A few remaining Expansion Interfaces  
(All w/32K RAM) at closeout prices.

~~\$450~~  
**\$435**

American Business Computers guarantees  
expansion Interfaces to be Brand New.  
still in original boxes with original docu-  
mentation and in perfect working condition.

AMERICAN BUSINESS COMPUTERS ✓ 396

\*TM TANDY CORP.

118 S. MILL ST. - PRYOR, OK 74361 - 918-825-4844

Subscribe to

**80** microcomputing™

fill out the  
reply card  
on page 227



FOR THE TRS-80\*

## Put IRV on your programming staff!

Input shorthand — one keystroke can enter a whole line!

Relocate a line by simply editing the line number — renumber lines individually

Machine language tape \$24.95

More powerful than a speed typist! Able to leap ten subroutines at a single bound!

ORDER YOURS TODAY!

Now Available From:

✓ 444

**BITZNBYES Computer Center**  
56-B Pleasant Street  
Concord, NH 03301

NAME \_\_\_\_\_  
ADDRESS \_\_\_\_\_  
CITY \_\_\_\_\_  
STATE \_\_\_\_\_ ZIP CODE \_\_\_\_\_

ENCLOSE CHECK OR MONEY ORDER FOR \$24.95  
TAPE WILL BE SHIPPED PREPAID MAIL



## LEARN TRS-80® ASSEMBLY LANGUAGE DISK I/O

Your disk system and you can really step out with REMSOFT's Educational Module, REMDISK-1, a "short course" revealing the details of DISK I/O PROGRAMMING using assembly language.

Using the same format as our extremely popular introduction to assembly language programming, this "ASSEMBLY LANGUAGE DISK I/O PROGRAMMING" course includes:

- Two 45-minute lessons on audio cassette.
- A driver program to make your TRS-80® video monitor serve as a blackboard for the instructor.
- A display program for each lesson to provide illustration and reinforcement for what you are hearing.
- A booklet of comprehensive, fully-commented program listings illustrating sequential file I/O, random-access file I/O, and track and sector I/O.
- A diskette with machine-readable source codes for all programs discussed, in both Radio Shack EDTASM and Macro formats.
- Routines to convert from one assembler format to the other.

This course was developed and recorded by Joseph E. Willis, for the student with experience in assembly language programming; it is an intermediate-to-advanced-level course. Minimum hardware required is a Model I Level II, 16 K RAM one disk drive system.

**REMDISK-1** only \$29.95  
Dealer inquiries invited



**REMSOFT, INC.**  
571 E. 185 St.  
Euclid, Ohio 44119  
(216) 531-1338



✓ 70

Includes \$1.50 for shipping and handling.  
Ohio residents add 5% sales tax.  
TRS-80® is a trademark of the Tandy Corp.

HOME VISITOR  
SOUTHERN CAL MICHIGAN  
17 1 2 3 4 14  
QUARTER

BALL ON SOUTHERN CAL 38 TIME  
1 DOWN 10 YARDS TO GO 11:43

OFFENSE PASSES DEEP\*\*DEFENSE  
IS A 3-4 PLAY GAINS 18 YARDS  
\*\*FIRST DOWN SOUTHERN CAL  
DEFENSE?

## FOOTBALL/80

Play college football with your computer. Match your offensive and defensive play calling abilities with FOOTBALL/80.

- 11 Offensive plays to choose from
- 5 Defensive strategies to use
- Graphics scoreboard
- Narrative of each play
- Play result computations are based on a combination of offensive and defensive strategies

## BASEBALL/80

When the season changes switch to baseball. Challenge your computer to a complete game, matching your pitching and hitting strategies with BASEBALL/80.

- Graphics scoreboard updated each pitch
- Narrative of the results of each pitch
- In the field you call the pitches
- At the plate you set batting strategy

16K Level II

BOTH games on  
one tape

**\$995**

**CREATIVE DEVELOPMENTS**

P.O. BOX 34057  
✓ 447 Memphis, TN 38134  
Phone 901 382-4909

## Look, "The Boss"★ Has Moved!

**BOSS 2.1** — by V.B. Hester. The Basic Operator Single Stepper. (send for overview) 2.1 version has variable speed stepping and now also works with NEWDOS-80 and VTOS 3.0 ..... Cassette \$29.95  
..... Disk \$34.95

**MONSTER'S LAIR** — The game loosely based on a well-known fantasy role playing game called Dungeons & Dragons. The object of the game is to kill all monsters encountered and gain their treasures. Each game is new. .... Cassette \$14.95 ..... Disk \$19.95

**80TRACK TRS-DOS 2.3** — For MPI 80 Track Drives, only for those programs that require TRS-DOS (like from Radio Shack or Microsoft) ..... \$39.95

**NUIFORMAT** — Permits formatting any amount of tracks that you select ..... \$9.95

**NUPURGE** — Permits purging your diskettes of unwanted programs and much, much more ..... \$29.95

**CAPTURE/SYMON** — This dual package of programs are worth the price. Good for young children and old alike. .... Cassette \$12.95  
..... Disk \$16.95

**SPACE COLONY** — by Kim Watt. A type of Space Invaders Game, with sound. Written in 2 ways — 1) for standard TRS-80, with sound, 2) for programma Hi-Res. board. .... \$9.95 each or \$14.95 for both on Cassette  
..... \$14.95 each or \$19.95 for both on Disk

**NEW ADVANCED PERSONAL FINANCE** — by Lance Micklus. With large book of documentation. .... Disk \$34.95

... and he brings you  
some new Software  
for your TRS-80\*  
Microcomputer MOD I



S.S.M. is looking for quality programs to list and sell under its label. Turn your hobby into an income. Call or write for details, (for ATARI or TRS-Microcomputer).

Order 3 or More Programs at Once and Receive 10% Discount - (Mail Order Only)

**SSM SOFT SECTOR MARKETING, INCORPORATED** ✓ 434  
6250 Middlebelt • Garden City, MI 48135  
1-313-425-4020

C.O.D. - Certified Check or M.O. only - add \$1.50 for C.O.D.  
Please add \$2.50 or 2% of sale (whichever is higher) for shipping & handling.



Visit Our New Store



★ "The Boss" is Victor Andrews  
\* TRS-80 is a product of Radio Shack division of Tandy Corporation.

## A slight advance for cassette users.

# Take Me Beyond Your Leader

Robert McTernan  
42 Aspinwall Road  
Red Hook, NY 12571

After trying various brands of short leaderless cassette tapes on my TRS-80 with various degrees of success, I thought I would try some of my Maxell UD cassettes, since I have had nothing but perfect results using that tape for audio applications.

Voila! Again, perfect results. My tape problems disappeared.

Only one problem. Many times, I found myself forgetting

to advance the tape manually to the oxide before CSAVEing my programs. Since bits adhere to tape leaders like water to a duck's back, computer time went down the drain. However, I like the idea of using a tape with nonabrasive head cleaning leaders.

You may also have experienced my occasional problem of forgetting, in haste, the little ? after a CLOAD used to verify a program tape. Or how about an unnoticed keybounce when keying your program label? Ever experience any or all of the above?

### Two-liner Preventive

Listing 1 is a multi-statement two-liner that prevents all of the above and produces two verified copies of your program.

Place the routine at the end of your program. When you are ready to CSAVE it, type GOTO1000 and off you go. Follow the prompts and you can't go wrong.

Of course, the routine has to be modified to accommodate your CSAVE labels or you may have to use a higher line number. Just be sure that the GOTO address in the PRINT statement,

".....AT 'READY', GOTO1010", is appropriate for the line numbers you use to contain the routine.

The routine advances the leader to about two inches short of reaching the tape oxide. At this point, the CSAVE operation starts and two copies of your program are written. A prompt then advises you to rewind the tape, place the recorder in play and ENTER. The first copy is then verified. Since a CLOAD always returns to BASIC (READY), type GOTO1010 to verify the second copy of your program.

When your program is completed, delete this routine from memory before your final CSAVE.

The concept of the above routine can also be applied to data tapes to snip off your tape leaders. ■

```
1000 CLS:INPUT "READY TAPE & ENTER":X:Z$=STRING$(10,"0"):PRINT#-1,Z$:PRINT "SAVING
COPY 1":CSAVE"A":PRINT "SAVING COPY 2":CSAVE"B":INPUT "REWIND, 'PLAY' & ENTER":X:
PRINT "VERIFYING COPY 1. AT 'READY', GOTO1010":CLOADPRINT
1010 PRINT "VERIFYING COPY 2":CLOADPRINT
```

Listing 1.

OUTPUT 3

For the TRS-80...

## EXPAND-O-BOARD

### \$29<sup>95</sup>

As your system grows, the need for additional I/O ports becomes obvious. Solve the problem with the new three port extender from S.C.P. The EXPAND-O-BOARD may be connected to the keyboard unit or E.I. A bus cable is required and may be ordered separately for \$11.95.

TO ORDER CALL:  
**(313) 264-5704**

OR SEND YOUR ORDER TO:

**Sterling Computer Products**  
36811 Lodge Drive  
Sterling Heights, MI. 48077

Add \$150 for shipping - Mich. res. add 4% sales tax  
Orders may be paid by check, money order or COD.  
VISA & MASTER CHARGE ACCEPTED

**DEALER INQUIRIES INVITED!**

\*TRS-80 is a trademark of Tandy Corporation ✓ 449

## TEACH YOUR CHILDREN

**\$5.95 Each—Two For \$11.00**

**ALPHA**—Alphabet recognition for pre-schoolers

**SIGMA**—Addition problems for Grades 1-3

**SIGMA-EX**—Addition problems for the younger or slower learner

**SPE-L**—Spelling practice for Grades 2-4

A computer is for more than business or games.

**Level II—Minimum 16K**

**Mercer Systems Inc.**  
87 Scooter Lane ✓ 104  
Hicksville, N.Y. 11801

## Subscription Problem?

80 Microcomputing does not keep subscription records on the premises, therefore calling us only adds time and doesn't solve the problem.

Please send a description of the problem and your most recent address label to:

**80 Microcomputing**  
**Subscription Dept.**  
**PO Box 981**  
**Farmingdale, NY 11737**

Thank you and enjoy your subscription.

# Goodies from GALACTIC

Specialty Programs for

TRS-80 Model I - II - III

## EDAS 4.0 (Editor/Assembler)

This is the highly acclaimed "USER ORIENTED" Assembler for the TRS-80 Model II by GALACTIC. Loaded with features such as assemble to memory, block move, link to debugger, default filename, reverse video editing, warm start entry and much more. Now the programmer can write, assemble, test, and debug his code without ever leaving EDAS.

EDAS 4.0 with complete manual (120 pages)  
Model II Version ..... Was \$229.00  
Model III Version ..... **NOW ONLY \$179.00**

## MASS/MAIL SYSTEM

This is the NAME and ADDRESS system for subscription control or large mailing lists. It will handle up to 10,500 records, with a worst access time of less than 15 seconds and usual access of less than one second. All adds, deletes, and edits are instant for the operator and are then completed later in a "batch monitor". Extensive documentation and ongoing support. Requires TRS-80 Model II and 2 disk drives minimum. Contact GALACTIC direct for detailed specifications and prices for your exact needs.

Model II Version ..... Contact GALACTIC for Price

## STOCK MARKET MONITOR

This day to day market monitor is designed for the active trader. The system will track the performance of an issue against the market as well as against itself. The package comes with complete documentation and explanations of the formulas that are used by the program. The system is available for the Model I and the Model III TRS-80.

Model I and III cassette version ..... \$89.00  
Model I and III disk version ..... \$99.00

## INVENTORY MASTER

Tired of being a slave to an out-of-control inventory? Let GALACTIC'S INVENTORY MASTER put you in control of your inventory. INVENTORY MASTER operates on a TRS-80 Model I and Model III 48K disk system (Minimum of 2 drives with capabilities of up to 4 drives). Drive spanning capabilities allow you to track 2700 inventory items with a 4 drive system (5100 items for the Model III). Unique machine language sort allows for instantaneous item insertion (approx. 15 seconds with 2700 items in system). Item access can be immediate using system-supplied control numbers. Modeled after a proven main-frame system costing tens of thousands of dollars. Complete add/edit/delete capabilities supported. Placement of orders can be machine-generated as well as user-generated, with editing capabilities. Full report-generator included. Exquisitely documented.

Model I Version ..... \$159.00  
Model III Version ..... \$259.00

## MODEL II HOST I/O SYSTEM

From the original author of the TRS-80 HOST and TERM systems in the RADIO SHACK "COMMUNICATIONS PACKAGE". This system allows the full control of the HOST facility by your BASIC program. Set the number of nulls to be sent after a C/R, set a command line to be executed if carrier is lost, turn HOST on and off, switch to channel A or B as desired, enable and disable the ability for the remote terminal to "BREAK" BASIC, identify whether a character came from the HOST'S keyboard or from the REMOTE'S and more. No knowledge of assembler needed. All options may be accessed from BASIC or ASSEMBLER. Complete with detailed documentation. Don't isolate your Model II. Let outside terminals access it's computing power.

Model II with TRSDOS 1.2 ..... \$179.00  
Model II with TRSDOS 2.0 ..... \$199.00

## MAIL/FILE SYSTEM

This is the name, address, phone number data base manager that has set the standard by which other systems are compared. This system contains advanced editing and output capabilities. The TRS-80 Model I system will handle up to 600 records per file, while the Model III version will handle up to 1150 records and the Model II will handle 2500 records per file. All versions are file compatible and maintain constant sort indexes on both NAME and ZIP CODE. International PHONE numbers and ZIP CODES are supported. Thousands of code combinations are available. The Model II version also has a "word processor" type input editor and fast assembler sorting. Complete documentation is included with each version of MAIL/FILE.

Model I Version ..... \$ 99.00  
Model III Version ..... \$149.00  
Model II Version ..... \$199.00

## ULTRA TREK

This is an all new concept for this type of game, and compares to the others like chess compares to checkers. ULTRA-TREK is a complex, logical game, intended for the serious contestant. It is doubtful that you will ever master this game, but you will certainly enjoy trying! This program requires a TRS-80 Level II, 16K or more. The program is written totally in BASIC and uses 15.5K of RAM.

Model I & Model III Version  
(cassette only) ..... \$14.95

## galactic software ltd. 254

A Division of GS & WS, Inc.

11520 N. Port Washington Rd.

Mequon, Wisconsin 53092

(414) 241-8030



Money Orders & COD's Shipped Within 24 Hours. Checks allow 2 weeks.

## TRS-80 MODEL II ★★ BUGZAP ★★ by SNAPP, INC.

One program to handle all memory and disk sectors

Read and modify all disk sectors

Read and modify all memory

Output disk or memory to printer

Data is displayed in ASCII and Hexadecimal

A MUST FOR SYSTEM AND APPLICATION PROGRAMMERS

**ONLY  
\$50.00**

**Order Toll Free Today  
1-800-543-4628  
Ohio Residents Call Collect  
513 - 891-5496**

**SNAPP, INC. ✓ 232**  
**SOFTWARE DIVISION**  
**8160 CORPORATE PARK DRIVE**  
**CINCINNATI, OHIO 45242**

**SHIPPED WITHIN 24 HOURS OF RECEIPT OF ORDER**  
**CREDIT CARDS, ADD 3%. IF IN OHIO, ADD 4½% SALES TAX.**

## Perils in interplanetary space.

# Asteroid Adventure

Greg Perry  
6104 E. 48th St.  
Tulsa, OK 74135

Don Taylor  
2855 S. 96th E. Pl.  
Tulsa, OK 74129

**D**espite widely held beliefs, it is possible to write enjoyable programs for the TRS-80 Level II with only 4K of memory. Take Asteroid Adventure for example.

The object of this space game is to guide your ship through the asteroids of space, land on the moon safely and have fuel to spare.

At the beginning of the program, you

will be asked to enter your experience level from one to ten. One is for advanced players, and ten is for beginners. The first time you play you might enter a five.

The screen clears and a field of asteroids (\*) is printed. On the right-hand side of the screen a half-moon appears and in the lower right corner a fuel reading, based on your experience level, is printed.

Your space ship is the greater-than sign in the upper left corner. Use the four arrow keys to guide your ship. Holding a key down causes continuous movement.

The game commences when the first direction key is pressed. At this time, your fuel consumption begins.

Hopefully, you can maneuver your ship to the moon and land safely. On the way, if you hit an asteroid, you will blow-up. Also, keep an eye on your fuel reading; you wouldn't want to be caught in space with no gas!

### About the Program

The asteroid field is printed using the

random-number generator so the field is different every play. Your ship is moved by using PEEK statements starting at line 190.

Hitting an asteroid or landing on the moon is detected by a PEEK that scans the next screen location in the direction of the current movement.

The speed of the game, as well as the amount of fuel you have are determined by the number that was entered as your experience level. ■

### Program Blocks

LINES:	EXPLANATION:
30-115	Instructions
190-220	Input directions for movement
240-270	Landed, blow-up or move
370-410	Draw random asteroid field
420-520	Draw moon
530-540	Blow-up
600-610	Ran out of fuel
620-680	Beginning and experience input

### Program Listing.

```

10 CLS
20 GOSUB 620
30 PRINT "INSTRUCTIONS?";P$=""
40 P$=INKEY$: IF P$="" GOTO 40
50 IF P$="N" GOTO 120
60 IF P$(">") GOTO 40
70 PRINT " YOU ARE THE CAPTAIN OF A STAR SHIP. YOU HAVE
  TO "
80 PRINT " SAFELY GUIDE YOUR CREW THROUGH THE ASTEROIDS
  TO "
90 PRINT " THE MOON'S SURFACE BEFORE THE FUEL RUNS OUT.
  USE THE "
100 PRINT " ARROW KEYS TO GUIDE YOUR SHIP. HOLDING THE
  KEYS "
110 PRINT " DOWN WILL CAUSE CONTINUOUS MOVEMENT. PRESS
  ENTER TO "
111 PRINT " START."
115 AS=INKEY$:IF AS="" THEN GOTO 115 ELSE GOTO 120
120 P=0:T=(E-1)*10 + 90:N=0
130 CLS
140 GOSUB 390
150 GOSUB 430
160 PRINT @P,">";
170 PRINT@960,"FUEL:";T;

180 REM* INPUT MOVE
190 IF PEEK(14400)=8 THEN AD=-64:N=1
200 IF PEEK(14400)=16 THEN AD=64:N=1
210 IF PEEK(14400)=64 THEN AD=1:N=1
220 IF PEEK(14400)=32 THEN AD=-1:FG=1:N=1
230 IFN=0 AND AD=0 THEN 190
240 IFP+AD<0 OR P+AD>1023 THEN AD=0
250 IF PEEK(15360+AD+P)=42 THEN GOTO 530:REM BLOW-UP
260 IF FG=1 THEN IF PEEK(15360+AD+P)>129 THEN AD=0:GOT
  O280
270 IF PEEK(15360+AD+P)>129 THEN GOTO 550:REM MOON
280 PRINT@P,".":Q=Q+1
290 PRINT@P+AD,">";
300 P=P+AD
310 T=T-1:IFT<=0 THEN GOTO 600 ELSE PRINT@965,T;
320 AD=0
330 FG=0
340 REM* SPEED FACTOR
350 FOR X=1 TO E*10:NEXTX
360 GOTO 190
370 REM* SET STAR FIELD
380 RANDOM
390 CR=0:
400 R=RND(10)+2:CR=CR+R:IF CR>1022 THEN RETURN
410 PRINT@ CR,"*";:GOTO 400

```

Program continues



80 Microcomputing, October 1980 • 213



## THE MICRO CLINIC

### SYSTEM DIAGNOSTICS FOR THE MODEL I TRS-80\*

#### THE FLOPPY DOCTOR 2.2

- Complete write/read testing for all 35 or 40 track drives
- Tests all controller functions and status bits including error reporting
- Tests drive motor speed and allows adjustment while running
- Complete error logging and summary for 1 to 4 drives

#### MEMORY DIAGNOSTIC 2.1

- Write/Read section tests each address 260 times per complete pass
- Checks for correct refresh operation and true address uniqueness
- "M1 Worm" test executes machine code from each address, verifies execution
- Complete error analysis is performed when errors occur

Both diagnostics are written in Z-80 machine code and can be run continuously to verify long-term system reliability. Complete instruction manual includes hints to troubleshooting. Supplied on diskette for a minimum 16K single disk system. A must for all serious disk users, including disk retailers and service centers. \*TM TANDY CORP.



PRICE \$19.95 CA residents add 6% Sales Tax. Add \$1.00 P/H.

✓ 214



THE MICRO CLINIC • 17375 Brookhurst • Suite 114 • Fountain Valley, CA 92708

### UTILITY SOFTWARE FOR TRS-80 USERS

MARIGOLD ASSOCIATES  
P. O. BOX 20822 ✓ 156  
HOUSTON, TEXAS 77025

NOW AVAILABLE FOR THE TRS-80 . . . BASIC SEARCH AND REPLACE

NEWCMD adds FOUR new command words to your LEVEL II BASIC language:

- CHANGE..... Changes BASIC line numbers from one number to another, and reorders BASIC text accordingly.
- DUPLICATE.... Duplicates a BASIC line at another location without retyping.
- SEARCH..... Searches the resident BASIC program for every occurrence of a specified ASCII character string from 0 to 240 characters long, and screenprints each line containing those characters.
- REPLACE..... Searches the entire BASIC program as above, then replaces the specified ASCII string with another string of your choice which can be from 0 to 240 characters long. Replace all PRINT's with LPRINT's, remove blank spaces, etc.. Changes take place on the screen and in the program while you watch.
- IN ADDITION the command "LIST" is modified to allow variable speed forward and backward scrolling.

NEWCMD is a 1200 byte machine language program. Available on cassette tape for LEVEL II, 16K TRS-80 machines at \$14.95 plus \$1.50 postage and handling (foreign orders \$3.00 P&H). Texas residents please add 90c tax. Sorry, no credit cards.

✓ 441

# PROSOFT

PO Box 839 / No. Hollywood, Ca. 91603 (213) 764-3131

Your TRS-80 and Line Printer IV or Centronics 737 can easily produce documentation with this typeset look. All you need is PROP. Notice how the letters (not just the words) on each line have been evenly spaced, resulting in a professional, rather than a computerized appearance.

If you have been looking for an IBM-like EDITOR and WORD PROCESSING text formatter, then you have been looking for SUBEDIT and SUBSCRIPT... both based on CMS.

All software is distributed on diskette for 32K and 48K TRS-80 Model I's. Documentation and sample programs are included. At least one disk drive is needed.

PROP \$19.95  
SUBEDIT + SUBSCRIPT \$19.95

**SPECIAL:** Both Packages \$34.95

(Calif. residents please add 6% Sales tax) (Prices include shipping)

## 200ns 16K DYNAMIC RAMS \$56<sup>00</sup>

- Memory Expansion for TRS-80\* Model I or II, EXIDY, HEATH-89, APPLE or New PET
- No special tools required
- These are premium quality High Speed (up to 4MHz) RAMS
- An optional 1 year UNCONDITIONAL RAM Replacement Warranty is available for an additional \$14<sup>00</sup>

✓ 456

To Order Send Check or Money Order to  
**NBCC • 5717 Wooden Hawk • Burke, Virginia 22015**


TRS-80\* Owners add \$3.00 for two dip shunts

\*TRS-80 is a trademark of the Tandy Corp.

\*TRS-80

LV II, 16K

### % STAT-BALL % Baseball Simulation



% STAT-BALL % is not an arcade type game, but a comprehensive, 3 part statistical baseball simulation package that uses real life pitcher and batter statistics to simulate game play.

During the game, 12 performance categories are computed and displayed for batters, 10 for pitchers. These stats reflect the player's game performance and will follow closely a player's actual ability. Stats may be viewed on a per game basis or kept for many games.

Agonize when your best power hitter drops a routine fly, feel the thrill of victory when he hit's a deep fly over the wall. All action is described as it happens to add tension and excitement to this engrossing game.

YOU'RE THE MANAGER! Select your own lineup, make all types of substitutions, call your own strategy and live with it! Play modern, old timer, or mixed teams.

**This package consists of 3 programs:**

- (1) GAME
- (2) RECORDS (Sorts up to 150 players into 14 categories based on relative performance)
- (3) WORKUP/EDIT (Establish, edit, or mix players)

Features include:

- Solitaire or head to head competition
- Batters ability ratings include bunting, running, and errors
- Pitcher timing factor
- 3 offensive and defensive strategy options
- Full 25 man rosters
- Printer option (32 chr/ln or more)
- Top quality tape
- Detailed instructions
- FREE 79' Pirates and Orioles for series replay

For prompt, 1st class delivery send \$25.00 check or money order to:

J.L.S. SOFTWARE ✓ 315  
P.O. Box 10385  
Chicago, Illinois 60610

(We pay shipping and handling)

(\*Trademark, TANDY CORP.)

### its...SOFTWARE SE Search Entry

SE is a super-fast, general purpose information retrieval program for the TRS-80\*. The uses of SE are limitless. It can be a file system, a matching service, an inventory control, or a message center. Whenever fast searching of large amounts of data is needed, SE can be your program.

Written in Z80 machine language, SE compares tens of thousands of characters in a few seconds. Simple commands add, change, or remove data entries. To search for entries, up to 64 characters can be combined as targets for immediate retrieval. SE occupies only 4K; the rest is storage and can be saved on tape or disk.

The tape version for 16K level II, SE2.0, is \$24.95, while the disk version for DOS up to 48K, SE3.0, is \$49.95. The price includes full documentation.

#### Other TRS-80 its...Products

COMPU-DIET - Weight Loss System  
Behavior Mod, Forecast, Database  
MINIVENT - Minimal Inventory Control  
1400 items, 16K Level II  
BASICIO - Machine Language I/O for BASIC  
Data and Programs to Tape or Disk

Please send

☐ SE2.0(tape) @ \$24.95 ☐ COMPU-DIET 1.2 @ \$19.95  
☐ SE3.0(disk) @ \$49.95 ☐ MINIVENT 2.0 @ \$49.95  
☐ BASICIO 1.5 @ \$14.95 ☐ Additional Information

Fia. Res. add 4% Sales Tax - Total \$

☐ Check/Money Order ☐ VISA ☐ MASTERCHARGE

Card No. Exp. Date

Name Bank No. (MC)

Address

✓ 300

its... Information Technology Systems  
POB 2667 Sarasota FL 33578  
(813) 366-0064

\*TRS-80 is a trademark of Radio Shack - a Tandy Corporation

```

420 REM* DRAW MOON
430 X=63
440 FOR I=1 TO 8
450 PRINT@X,STRINGS(I,CHR$(191));
460 X=X+63:NEXT I
470 X=X+1
480 FOR I=8 TO 2 STEP -1
490 PRINT@X,STRINGS(I,CHR$(191));
500 X=X+65:NEXT I
510 FOR Y=45 TO 47:FOR X=126 TO 127:SET(X,Y):NEXTX,Y
520 RETURN
530 CLS:PRINTCHR$(23)
540 FORI=1TO150:PRINT@RND(1000),"* B O O M !! *";NEXTI
:GOTO690
550 CLS:PRINTCHR$(23):FOR I=1TO10:PRINT@272,"MISSION SU
CCESFUL":FOR P1=1 TO 50:NEXTP1
560 PRINT@272,CHR$(30):FOR P1=1 TO 50:NEXT P1:NEXT I
570 GOTO 690
600 CLS:PRINT:PRINT:PRINT"SORRY BUT YOU JUST RAN OUT OF
FUEL (SPACE IS TOUGH ISN'T IT)":FORP6=1 TO900:NE
XT P6:GOTO 690
610 GOTO690
620 CLS
630 PRINTCHR$(23):PRINT:PRINT:PRINT:PRINT"      ASTEROI
D ADVENTURE"
640 FORI=1TO1200:NEXTI
650 CLS:PRINT:PRINT:PRINT:PRINT"WHAT IS YOUR EXPE
RIENCE LEVEL"
660 INPUT"<1-ADVANCED TO 10 BEGINNER >";E
670 IFE<1 OR E>10 THEN CLS:PRINT:PRINT:GOTO660
680 RETURN
690 CLS:PRINT:PRINT"DO YOU WANT TO PLAY AGAIN?"
700 AS=""
710 AS=INKEYS:IFAS=""THEN710
720 IFAS="Y"THENRUN
730 IFAS<>"N"THEN710
740 CLS:PRINT CHR$(23):PRINT@210,"THANK YOU"
750 PRINT@336,"FOR PLAYING"
760 FOR L=1 TO 900:NEXT L
770 CLS:FOR I=1 TO 7:PRINTCHR$(23):PRINT@268,"ASTEROID
ADVENTURE":FOR P1=1 TO100:NEXT P1
775 IF I=7 GOTO 790
780 PRINT@268,CHR$(30):FOR T=1 TO 70:NEXT T:NEXT I
790 FOR I=1 TO 1000:NEXT I:CLS
800 CLS

```

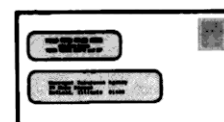
# TRS-80™ Compatible "carbonless" Continuous Statements

**small  
quantities,  
low prices,  
fast delivery**

Order as few as 500  
statements imprinted with  
your firm name and address.

**Only \$27<sup>95</sup>**

NEBS 9062 Statements are  
software compatible with  
the TRS-80, Model 1, Level  
II, Accounts Receivable  
package #26-1555.



**SPEED COLLECTIONS**  
Product 772 DU-O-VUE® Envelope  
(3" x 6 1/2") eliminates  
envelope addressing.

TRS-80 is a Trade Mark of the Radio Shack  
Co., Subsidiary of the Tandy Corp.

**Product 9062** — Size 6"x 8 1/2" detached. Prices include your firm  
name, address and phone in top section, plus your name only in  
lower section. Printed in black ink. Available in single (white) or  
duplicate (white, canary) continuous sets.

QUANTITY	SINGLE Product 9062-1	DUPLICATE Product 9062-2	Product 772 DU-O-VUE® Envelopes
10,000	\$192.00	\$355.00	\$138.00
6,000	128.00	228.00	92.00
4,000	99.00	169.00	64.50
2,000	59.00	99.00	36.25
1,000	38.75	61.00	20.75
500	27.95	39.95	12.25

**ORDER TODAY! MONEY-BACK GUARANTEE.**  
FAST SERVICE BY MAIL or PHONE TOLL FREE 1+800-225-9550  
(Mass. residents 1+800-922-8560). It is our policy to ship within  
6 working days following our receipt of your order.

Please ship: Date \_\_\_\_\_ 19\_\_\_\_ CODE 460

\_\_\_\_\_**9062-1 STATEMENTS (Single)**  
\_\_\_\_\_**9062-2 STATEMENTS (Duplicate)**  
\_\_\_\_\_**772 DU-O-VUE® Envelopes**  
\_\_\_\_\_**Information on continuous checks and other  
computer forms.**

**HEADING TO BE PRINTED ON FORMS: (Please type or print)**

STREET \_\_\_\_\_

CITY and STATE \_\_\_\_\_

ZIP \_\_\_\_\_

PHONE \_\_\_\_\_

If you wish us to BILL and SHIP differently from above please indicate.

AUTHORIZED SIGNATURE \_\_\_\_\_



**Nebs  
Computer Forms**

78 Hollis Street, Groton, Mass. 01450  
A division of New England Business Service, Inc.

## Let Your TRS-80® Teach You ASSEMBLY LANGUAGE

Tired of buying book after book on assembly  
language programming and still not knowing your  
POP from your PUSH?

REMSOFT proudly announces a more effi-  
cient way, using your own TRS-80® to learn the  
fundamentals of assembly language programming  
--at YOUR pace and at YOUR convenience.

Our unique package, "INTRODUCTION TO TRS-80®  
ASSEMBLY PROGRAMMING", will provide you with  
the following:

- Ten 45-minute lessons on audio cassettes.
- A driver program to make your TRS-80® video monitor serve as a blackboard for the instructor.
- A display program for each lesson to provide illustration and reinforcement for what you are hearing.
- A textbook on TRS-80® Assembly Language Programming.
- Step-by-step dissection of complete and useful routines to test memory and to gain direct control over the keyboard, video monitor, and printer.
- How to access and use powerful routines in your Level II ROM.

This course was developed and recorded by  
Joseph E. Willis and is based on the successful  
series of courses he has taught at Meta Technologies  
Corporation, the Radio Shack Computer Center, and  
other locations in Northern Ohio. The minimum  
system required is a Level II, 16K RAM.

**REMASSEM-1** **only \$69.95**



REMSOFT, Inc.  
571 E. 185 st.  
Euclid, Ohio 44119  
(216)531-1338



Include \$1.50 for shipping and handling. ✓70  
Ohio residents add 5 1/2% sales tax  
TRS-80® is a trademark of the Tandy Corp.

mention  
microcomputing  
when you query an advertiser

80

## JOE COMPUTER\* Presents Exclusive Software: IT'S FOOTBALL SEASON!

### Pro and College Football from SDL:

A TRS-80 translation of Ken Perry's popular Apple programs. These programs predict point spreads with unbelievable accuracy. They are heuristic and require about 10 minutes a week to record the weekend's results into the data base from your local newspaper. You may predict any game within seconds from the data saved on cassette or disk. Pro Football contains all 28 pro teams. College football contains an unbelievable data base of 78 teams! Each program comes with the entire 1979 season data file on cassette or disk. You can display each team's record of scores or win-loss record. A record of 4-5 weeks is required before predictions are effective so you're just in time! Pro or College Football will be shipped U.P.S. blue label the same day order is received. Order C.O.D. by phone. \$1.00 blue label charge; C.O.D. fees added on.

Pro Football Cassette (32K TRS-80 Level II)	\$21.95
Disk	\$26.95
College Football Cassette (48K TRS-80 Level II)	\$21.95
Disk	\$26.95

### Horse Race Handicapping!

**Probability Handicapping Device 1** was written by a professional software consultant to TRW Space Systems. This is a complex program carefully human factored for easy use. It is a comprehensive horse racing system for spotting overlays in thoroughbred sprint races. Your computer will accurately predict the win probability and odds line for each horse based on your entries from the racing form. The next day overlay horses can be spotted on the track tote board. The users manual contains a complete explanation of overlay betting plus much more useful information. The appendix contains a detailed tab run of a 100 consecutive race system workout showing an amazing 50% return (\$50 returned for each \$1.00 flat wager). Includes many features such as error correction, bubble sort, line printer output, archiving, etc. The manual may be ordered separately for perusal for \$7.95 and credit. PHD-1 users manual and cassette for: 8K Apple II Applesoft, 8K Challenger (specify 1P or 4P), TRS-80 16K Level II ..... \$29.95  
Apple or TRS-80 Disk ..... \$34.95

**Brand new from SDL: Win At The Races** another Ken Perry spectacular! This algorithm is based on a currently popular book representing the most ambitious multiple regression research on thoroughbred racing to date. The probable odds and win probability for each horse are displayed. Line printer output, error correction, descending sort; all the niceties!  
Win At The Races Cassette (32K TRS-80 Level II) ..... \$34.95  
Disk (48K TRS-80 Level II) ..... \$39.95

### THE BOOK for the Computerized Handicapper!

**WINNING AT THE RACES** by William O'Brien Ph.D. Computer science has come to the rescue of the racing fan. This is the first major scientific study of handicapping available to the general public, detailing what the computer reveals about class, form, early speed, and more; plus special multiple regression computer systems. A Tom Ainsie — winners circle book.

Winning At The Races ..... \$21.95  
+ \$7.95 P & H

Order now to get on our list and receive back issues free!

Phone Orders: Mike (213) 992-0514 Systems Design Lab (213) 374-4471

Make Checks payable to: JOE COMPUTER

22713 Ventura Blvd., Suite F, Woodland Hills, CA 91364 ✓ 193

\*Get on the Computers & Gambling Products mailing list for \$3.00 & receive available back issues Calif. res. add 6% tax. †TRS-80 is a Registered Trademark of Tandy Corporation

## Memory Chips For Your TRS-80!

ONLY **\$59.95!**

Don't spend \$150.00 at Radio Shack when you can install these prime, tested, guaranteed, ram chips yourself for less than half that price!

### Features:

- 1) We guarantee all our ram chips!
- 2) Comes with clear, easy to understand, instructions!
- 3) Chips will work in keyboard or expansion interface!

### Catalog #:

2701	16K Ram Chips for the TRS-80 Keyboard	59.95
2702	16K Ram Chips for TRS-80 Expansion Int	59.95
2708	Dip Shunts for Keyboard (required)	2.00

## Simutek's Sensational Best Sellers:

### MICRO-BEEP

Micro-Beep is a simple sound device that operates off your aux. plug from your cassette cable. Now you can have inexpensive, easy to use, sound for an excellent price!

Micro-Beep works with Basic using simple commands!  
OUT255,4 = ON OUT255,0 = OFF

**Requires No Extra Software!** Requires Level II Basic or Disk Basic. Will work with 4K 48K! Comes completely assembled! (Requires transistor radio battery)

### Catalog #:

2001	Micro-Beep Sound	only 15.95
------	------------------	------------

Micro-Beep is being used by TRS-80 Owners all over the world!

• FREE POSTAGE AND HANDLING • ✓ 19

Order #2000 Micro-Speed Mod. Makes Computer 50% Faster. **\$29.95**

We accept VISA · Master Charge · Money Orders · Checks or (C.O.D. \$3.00 extra) Send orders to: Simutek, P.O. Box 13687-Z, Tucson, AZ 85732

Name \_\_\_\_\_

Address \_\_\_\_\_

City \_\_\_\_\_

State \_\_\_\_\_

Zip \_\_\_\_\_

Phone orders welcome 24 hours! (800) 528-1149

Simutek offers a number of other fine products especially for TRS-80's! Send for "FREE" catalog. TRS-80 is a TM of Radio Shack, A Tandy Corp. Arizona residents add 4% sales tax

# MAKE \$\$\$\$\$\$ \$\$\$\$\$ MONEY

**Selling 80 Microcomputing, the only major journal for the users of the TRS-80\*, is a sure bet for getting the computer enthusiast into your store. Once through the door you can sell him anything.**

**We know "80" will make you money... it's the only magazine for the TRS-80\* users and you know how many of those there are. So call today and join the dealers who make money with "80".**

**For information on selling 80 Microcomputing, call 603-924-7296 and speak with Ginnie Boudrieau, our Bulk Sales Manager. Or write to her at 80 Microcomputing, Pine Street, Peterborough, NH 03458.**

\*TRS-80 is a trademark of the Tandy Corp.





SEND \$9.95 CHECK OR MONEY ORDER  
TO:  
SEMISOFT 121 MADISON AVENUE  
NEW YORK, N.Y. 10016

*A System Cassette from Semisoft* ✓ 290

## THE BLINKING CURSOR

MACHINE LANGUAGE ROUTINE  
FOR TRS-80 16K LEVEL II

LOADS IN SECONDS FROM CASSETTE  
INTO LESS THAN 1/2K BYTES OF PROTECTED  
MEMORY AND TIES INTO ROM KEY SCAN.

### Customize Your Cursor:

SELECT ANY CHARACTER OR GRAPHICS BLOCK  
AND WATCH IT BLINK!  
CHANGE AS OFTEN AS YOU LIKE.

#### FEATURES:

- FAST REPEATING ← KEY AND SPACE BAR
- INSTANT SWAP WITH RESIDENT CURSOR
- UNAFFECTED BY NEW OR RESET
- WORKS IN COMMAND- EDIT- EXECUTE MODES
- KEY DEBOUNCE

• T.M. TANDY CORP.

## LOWER CASE & GRAPHIC SYMBOLS GENERATOR KIT FOR TRS-80™ CG 16 ..... \$64.50



TRUE 2 LINE DECENDER LOWER CASE. ELECTRONIC  
SYMBOLS. THIN LINE GRAPHICS. GAME SYM-  
BOLS. TEXTURED BACKGROUNDS AND MANY  
MORE DEMO CASSETTE IS INCLUDED  
FULLY ASSEMBLED WITH DETAIL INSTRUCTION  
FOR EASY INSTALLATION  
REQUIRES ELECT PENCIL TYPE LC MOD OR  
ORDER MEMORY AND SWITCH KIT SMK. FOR \$18.50

## SYNCHRONOUS DATA SEPARATOR FOR DISK USERS. SDS ..... \$24.50

THE SYNCHRONOUS DATA SEPARATOR WILL  
ELIMINATE 100% OF THE SOFT READ ERRORS  
AND SPEED UP DISK ACCESS TIME BY ELIMIN-  
ATING RETRIES BY THE DISK CONTROLLER

THE SDS PLUGS INTO THE DISK CONTROL-  
LER'S SOCKET AND HAS ONLY TWO WIRES TO  
CONNECT. NO TRACES HAVE TO BE CUT. IT IS  
THE MOST RELIABLE AND ACCURATE DATA  
SEPARATOR AVAILABLE

ADD \$2.50 FOR S & H. CALIF. RES. ADD 6% SALE TAX  
SEND CHECK OR MONEY ORDER TO

G.P. ASSOCIATES ✓ 203  
P.O. BOX 22822, SACRAMENTO,  
CA 95822 (916) 392-0257  
TRS-80 IS A TRADE MARK OF TANDY CORP.

## GENEALOGY

Compiling Roots and Branches  
An extensive family tree system

for the Radio Shack TRS-80

64K 1-disk Model II

STORES AND REVIEWS 1000 FAMILY MEMBERS'  
names, dates, places, marital statuses (2), relation-  
ships (father, mother, spouses (2), children (16)), and  
footnotes (2)

OUTPUTS complete Family Books of info for yourself  
and others, new and revised pages for Family Book  
recipients, indices to names and their ID numbers, in-  
dented format 8-generation pedigree and descendant  
charts, lists of dates and footnotes, and blank and  
filled-in forms to solicit info. Includes comprehensive  
indexed 70+ page manual.

Diskette with manual ..... \$250.00  
Manual & 9-program 81K BASIC listings \$50.00\*  
Manual alone ..... \$25.00\*

\*applicable toward diskette purchase

Brief description with example printouts \$1.00

Send check or money order or call for more details.

John J. Armstrong

3700 Whispering Pine Rd. #47B ✓ 414

Mobile, AL 36608

Phone evenings 205/342-7642

From the original author of *Roots and Branches*  
Personal Computing magazine September 1979  
\*TRS-80 is a registered trademark of Tandy Corp.

HOMES  
for  
the  
TRS-  
80

### Featuring

High Quality, Commercial,  
and Economy Models.

Computer Consoles for

\$129.95.

Printer Stands \$39.95

Complete TRS-80 Business

System, built-in.



Custom furniture for the  
TRS-80 office or home decor.  
—FOR 24 HOUR INFORMATION—

PHONE 408-946-1265

AVS AUDIO-VIDEO 2485 AUTUMNVILLE AVE.  
SYSTEMS SAN JOSE, CA. 95132  
Dealer inquiries invited.

✓ 146



CalData Systems Presents

✓ 294

## WordMagic II

Complete WORD PROCESSING  
designed specifically for

The Radio Shack TRS-80 Model II Computer

WordMagic II\* is a Word Processor designed specifi-  
cally for the Radio Shack TRS-80 Model II Computer.\*

### FEATURES INCLUDE:

- Mailing List/Labels Generation
- Automatic Merging of Mailing Data  
with Text Files to created "PER-  
SONALIZED" Form Letters
- Automatic wrap-around in text entry
- Margination, Paging, Complete Cur-  
sor Movement
- Complete Editing Commands—Inser-  
tion, Global Substitution, Overwrite,  
etc.
- Centering, Smooth Right, Left Justify
- Table of Contents Generation
- Automatic Page Numbering
- Variable Form Lengths
- Underlining
- Line Numbering

TRS-80 is a trademark of the Radio Shack Division of Tandy Corporation

Requires 64K Model II, TRSDOS & BASIC (not provided with WordMagic)  
Introductory Pricing: \$195.00 Manual \$20. (Cal. Res. add tax)

CalData Systems



P.O. Box 178446

San Diego, CA 92117 (714) 272-2661

## AT-80 ANNOUNCES A NEWDOS SPECIAL

DDIR80 — Creates program lines  
of NEWDOS DIR's, adding them to  
itself. Options include — Search,  
Re-search, Run, Hardcopy, Dis-  
play DIR's, Others. Stores up to  
175 DIR's. 32K/one disk. \$23,  
w/demo.

CAT — Tic-Tac-Toe with ran-  
domly numbered squares. FAST  
graphics. Human vs human op-  
tion. \$12.

FTDEMO80 — Displays the pro-  
grams, and the keyboard com-  
mands, from the NEWDOS/80  
Appendix A examples, WHILE  
executing the programs and com-  
mands and displaying results.  
Cycle through the five file types  
with only the enter key. \$12.

Disk only. Deduct \$3 each for 2nd  
and 3rd program ordered.

NEWDOS \$45 NEWDOS+ \$95  
NEWDOS/80 \$145

Add 4% for MasterCard/Visa

AT-80 ✓ 445

3827 Dismount  
Dallas, TX 75211  
(214) 339-0498

## 16K MEMORY EXPANSION KIT FOR YOUR TRS-80, APPLE, AND S-100 COMPUTER

only \$59

- 200 Nsec Access, 375  
Nsec Cycle
- Burned-in and Fully  
Tested
- 1 yr. Parts Replacement  
Guarantee
- Qty. Discounts Available

BETA  
COMPUTER DEVICES

1230 W. COLLINS AVE.  
ORANGE, CA 92668  
(714) 633-7280

✓ 417





## GAMES

NEW!



● **MORE BASIC COMPUTER GAMES** — BK1182 — edited by David H. Ahl. More fun in BASIC! 84 new games from the people who brought you *BASIC Computer Games*. Includes such favorites as Minotaur (battle the mythical beast) and Eliza (unload your troubles on the doctor at bargain rates). Complete with game description, listing and sample run. \$7.50.\*

● **WHAT TO DO AFTER YOU HIT RETURN** — BK1071 — PCC's first book of computer games... 48 different computer games you can play in BASIC... programs, descriptions, many illustrations. Lunar Landing, Hammurabi, King, Civel 2, Qubic 5, Taxman, Star Trek, Crash, Market, etc. \$10.95.\*

● **BASIC COMPUTER GAMES** — BK1074 — Okay, so once you get your computer and are running in BASIC, then what? Then you need some programs in BASIC, that's what. This book has 101 games for you from very simple to real buggers. You get the games, a description of the games, the listing to put in your computer and a sample run to show you how they work. Fun. Any one game will be worth more than the price of the book for the fun you and your family will have with it. \$7.50.\*

## MONEY-MAKING

● **HOW TO MAKE MONEY WITH COMPUTERS** — BK1003 — In 10 information-packed chapters, Jerry Felsen describes more than 30 computer-related, money-making, high profit, low capital investment opportunities. \$15.00.\*

● **HOW TO SELL ANYTHING TO ANYBODY** — BK7306 — According to *The Guinness Book of World Records*, the author, Joe Girard, is "the world's greatest salesman." This book reveals how he made a fortune — and how you can, too. \$2.25.\*

● **FREELANCE SOFTWARE PUBLISHING** — BK1179 — by B. J. Korites. "This book is about money and how to make it by writing and selling computer programs," (author's foreword). If you have the skills to write a saleable program, you now need to acquire the skills to sell that program. This compact book comprehensively covers the entire publishing process and many aspects of software salesmanship. \$14.95.\*

● **THE INCREDIBLE SECRET MONEY MACHINE** — BK1178 — by Don Lancaster. A different kind of "cookbook" from Don Lancaster. Want to slash taxes? Get free vacations? Win at investments? Make money from something that you *like* to do? You'll find this book essential to give you the key insider details of what is really involved in starting up your own money machine. \$5.95.\*



## BUSINESS

● **PAYROLL WITH COST ACCOUNTING — IN BASIC** — BK1001 — by L. Poole & M. Borchers, includes program listings with remarks, descriptions, discussions of the principle behind each program, file layouts, and a complete user's manual with step-by-step instructions, flowcharts, and simple reports and CRT displays. Payroll and cost accounting features include separate payrolls for up to 10 companies, time-tested interactive data entry, easy correction of data entry errors, job costing (labor of distribution), check printing with full deduction and pay detail, and 16 different printed reports, including W-2 and 941 (in **CBASIC**). \$20.00.\*

● **SOME COMMON BASIC PROGRAMS** — BK1053 — published by Adam Osborne & Associates, Inc. Perfect for non-technical computerists requiring ready-to-use programs. Business programs, plus miscellaneous programs. Invaluable for the user who is not an experienced programmer. All will operate in the stand-alone mode. \$12.50 paperback.\*

● **PIMS: PERSONAL INFORMATION MANAGEMENT SYSTEM** — BK1009 — Learn how to unleash the power of a personal computer for your own benefit in this ready-to-use data-base management program. \$11.95.\*



\*Use the order card in the back of this magazine or itemize your order on a separate piece of paper and mail to 80 Microcomputing Bookshelf • Peterborough NH 03458. Be sure to include check or detailed credit card information. No C.O.D. orders accepted. All above add \$1.00 handling. Please allow 4-6 weeks for delivery. Questions regarding your order? Please write Customer Service at the above address.

FOR TOLL FREE ORDERING CALL 1-800-258-5473

## TRS-80 SERIAL I/O

- Can input into basic
- Can use LPRINT to output, or output continuously
- RS-232 compatible
- Can be used with or without the expansion bus
- On board switch selectable baud rates of 110, 150, 300, 600, 1200, 2400, parity or no parity odd or even, 5 to 8 data bits, and 1 or 2 stop bits. D.T.R. line
- Requires +5, -12 VDC
- Board only \$19.95 Part No. 8010, with parts \$59.95 Part No. 8010A, assembled \$79.95 Part No. 8010C. No connectors provided, see below.




EIA/RS-232 connector Part No. CB25P \$6.00, with 9' 8 conductor cable \$10.95 Part No. CB25P9.




3' ribbon cable with attached connectors to fit TRS-80 and our serial board \$19.95 Part No. 3CAB40.

## COMPUCRUISE



\$129.95; with cruise control \$169.95

## PAPER TIGER



Prints address labels, multicopy invoices and legal-size reports. Adjust the tractor width from 1-3/4 to 9-1/2 inches. 8 switch-selectable forms lengths. Print 6 or 8 lines per inch. Add the software-selectable full dot plotting graphics option to print illustrations, block letters, charts, graphs. Part No. 162172 \$899.95 • with graphics option Part No. 162173 \$1099.95

## GAME PADDLES & SOUND



Includes: 2 game paddles, interface, software, speaker, power supply, full documentation including: schematics, theory of operation, and user guide; plus 2 games on cassette (Pong and Starship War). \$79.95 Complete Part No. 7922C

## DIGICOM DATA PRODUCTS INC. Series 312 Acoustic Coupler



300 BAUD Originate, Part No. AC3122, \$219.95. 300 BAUD Answer, Part No. AC3122, \$219.95. 300 BAUD Answer/Organize, Part No. AC3123, \$229.95.

## IBEX LIGHT PEN



Comes with Backgammon and Tic-Tac-Toe on tape with full documentation and program listing. Requires 9v. battery. Part No. IBEX \$19.95

## SYSTEM EXPANSION from LNW Research

- Serial RS232C/20 mA I/O
- Floppy controller
- 32K bytes memory
- Parallel printer port
- Dual cassette port
- Real-time clock
- Screen printer bus
- Onboard power supply
- Software compatible
- Solder mask, silk screen. PC board and user manual. Part No. LNW80, \$69.95.

## DISKETTES



Box of 10, 5" \$29.95, 8" \$39.95. Plastic box, holds 10 diskettes, 5" - \$4.50, 8" - \$6.50.

## 16K RAMS

For the Apple, TRS-80 or Pet \$8 each Part No. 4116/2117.

## LEEDEX MONITOR




12" Black and White • 12 MHz Bandwidth • Handsome Plastic Case • \$139.00

## S-100 INTERFACE



AN S-100 bus Adapter—Motherboard for the TRS-80. Kit, Part No. HUH81DLXK, \$295.95. Assembled, Part No. HUH81DLXA, \$375.95.

## NOW! A FULL SUPPORT SYSTEM FOR TRS-80



- 32K of RAM
- EPROM firmware
- Disk control
- Data acquisition
- Parallel I/O
- Serial I/O
- Plug into GPA's Motherboard. GPA's quality design includes 6-44 pin edge connectors • +5V, -5V, +12V, -12V external power supply required
- Active termination. The Motherboard, Part No. GPA80, is only \$149.95.

## TAKE ADVANTAGE OF GPA-EXPANSION CARDS FOR THE GPA80

**Memory cards:** Now with Fortran compilers available for your TRS-80, additional expansion memory is a must! Card with sockets only, Part No. GPA801, \$119.95. Card with 16K of 4116 Dynamic Ram, Part No. GPA802, \$224.95. Card with 32K of 4116 Dynamic Ram, Part No. GPA803, \$329.95. All cards come equipped with sockets to accommodate 32K of Ram.

**EPROM firmware card.** Put those valuable subroutines in firmware. Don't waste time loading and unloading tapes and disks. For 2708 or 2716 EPROMS, Part No. GPA806, \$79.95.


**Serial I/O card.** Here's what you've been asking for, a full serial terminal interface, with RS-232C or 20 mA. Current loop. Input/output capabilities. Part No. GPA807, \$79.95.

**Parallel I/O Card.** Control functions in the outside world, monitor and store real time events. Two parallel output ports. Dip switches select ports (0-254). Part No. GPA808, \$79.95.

## FLOPPY DISK STORAGE BINDERS



Three ring binder comes with ten transparent plastic sleeves which accommodate either twenty, five-inch or ten, eight-inch floppy disks. Binder & 10 holders, Part No. 810B—\$9.95 • Extra holders, Part No. 810—69¢ each.



Three-ring binder with ten 5 1/4 inch jackets Part No. 510B—\$9.95 • Jackets only, fits standard 3-ring binders, Part No. 510—69¢ each.

## DIGITAL CASSETTE



5 min. each side. Box of 10 \$9.95. Part No. C-5.

## TRENDCOM PRINTER




TRENDCOM 200, Part No. TRC0200 \$495.95. **Interface** for TRS-80, Part No. T80A \$49.95, For Apple II, Part No. TRCALL, \$75.95. For PET, NO. TRCP2, \$79.95. For Soccarrer, TRCSR1 \$45.95.

## SARGON: A Computer Chess Program

Features the complete program that won the 1978 West Coast Computer Faire Tournament. Part No. 00603 — TRS-80 Level II; Part No. 00604 — Apple II (24K). \$19.95

## SPINWRITER MODELS 5510 and 5520



Features—EIA RS-232C/CCITT V24 Interface Standard • 55 Characters Per Second Maximum Print Rate • Impeccable Print Quality (OCR Quality) • Microprocessor Electronics • High Resolution Plotting/Graphing • Lowest Operating Noise Level • Self-Test Printing • Operator Engineered Control Panel • Prints Original and up to Seven Copies • NEC Information Systems new Model 5510 Receive Only and Model 5520 Keyboard Send/Receive SPINWRITER terminals are microprocessor controlled serial, impact terminals designed for remote printing applications where impeccable print quality is required. Model 5510 RD, Part No. NECA30759 \$2795.95 • Model 5520 KSR, Part No. NECA30762 \$3095.95

Send for FREE Catalog...a big self addressed envelope with 80¢ postage gets it fastest!

## To Order:



Mention part no., description, and price. In USA shipping paid by us for orders accompanied by check or money order. We accept C.O.D. orders (U.S. only) or a VISA or Master Charge no., expiration date, signature and phone no., shipping charges will be added. CA residents add 6.5% for tax. Outside USA add 15% for air mail postage and handling. Payment must be in U.S. dollars. Dealer inquiries invited. Prices subject to change without notice.

✓ 26

Order Line: (408) 448-0800

**ELECTRONIC SYSTEMS** Dept. 80, P.O. Box 21638, San Jose, CA USA 95151



# ... We have them All!

## All the Disks and Printers that interface to the TRS-80®

### CENTRONICS PRINTERS



**NEW 737**

Text Quality  
Parallel  
List \$995

**ONLY \$849**

**NEW 730 w/friction and tractor . . . ONLY \$679!**

779 (TRS-80 Line Prtr. I), List \$1245 . . . . . **949\***

779 w/tractor, List \$1350 . . . . . **1049\***


702 120 cps, bi-directional, tractor, VFU **1995**

703 180 cps, bi-directional, tractor, VFU **2395**

\*same as Line Printer I      †same as Line Prtr. II

(Shipping for 730 and 737 \$7.50. Other models shipped freight collect)

### NEC SPINWRITER™



A fantastic 55 cps letter-quality printer  
A fantastic value . . . **Call for Price!**

**TI-810** w/serial/parallel interf. (outperforms Line Printer III).  
List \$1940 (shipped freight col.) **\$1735**

### CP/M® OPERATING SYSTEM

for Mod I CP/M 1.4, List \$145 . . . . . **\$129**

for Mod II CP/M 2.2, List \$170 . . . . . **\$149**

Shipping \$2.50

Complete line of CP/M software available  
at discount prices — Call us!

**TPM** — a disk operating system which runs CP/M compatible programs, written specifically for Z80 based systems — more efficient and less expensive than CP/M\*  
List \$79.95 — specify Mod I or Mod II

**OUR PRICE \$59.95**

### RADIO SHACK® TRS-80®

with standard  
Radio Shack warranty  
through Radio Shack stores.




**10% off on Mod I and Mod II**

Mod I, 4K, List \$499 . . . . . **OUR PRICE \$449**

Mod I Level 2, 16K, List \$849 . . . . . **764**

Mod II w/64K, List \$3899 . . . . . **3499**


Expansion-Interface with 0 RAM . . . . . **\$269**



**Paper Tiger**, List \$995 . . **\$895**  
w/graphics option, incl. buffer, \$1194 . . **\$989**  
TRS-80 cable . . . . . **\$ 45**  
(Add \$7.50 for shipping and insurance.)

### OKIDATA PRINTER MICROLINE 80

9x7 dot matrix, 6 or 8 lines per inch, prints 132 columns using compressed print. Prints block formatted graphics as displayed by TRS-80, u/lc, friction feed (prints from roll) or will feed standard 9 1/2" pin-feed fanfold paper. Uses Centronics style parallel interface; plug compatible with all TRS-80's. List \$949.



The  
Microline  
80

**OUR PRICE ONLY \$649**

Adjustable Tractor Feed Option . . . . . **\$99**

Printers for TRS-80 require Level II machines. Printer cables extra. Call for price and order number.

### Disk Drive for the TRS-80®

**Save over \$100  
on Radio Shack Price**

**Percom, Lobo, Vista**

Full compatible with expansion  
interface and TRSDOS software.

**OUR PRICE \$369**

**NEW Digital Innovations Drive** — complete w/case and P.S. Your choice of Shugart or MPI (40 track) drive

**A Fantastic Value \$349**

2-Drive Cable, . . . . . **\$24.95**

4-Drive Cable, . . . . . **\$34.95**

(Add \$6 for shipping and insurance)

**CORVUS 10 megabyte hard disk for Mod. I or II**  
**ONLY \$4795**

### ESCON CONVERSION FOR IBM SELECTRIC

Complete w/microprocessor controller and power supply. Factory built. User installs solenoid assembly or it can be done at Escon factory at nominal cost.

Parallel version/TRS-80, \$575 **Only \$514**

TRS-80 Cable (specify Mod I or II) . . . . . **\$25**

(Add \$6 for shipping)

### PERCOM ELECTRIC CRAYON

List \$249.95 **ONLY \$229.95**

Prices in this ad are for prepaid orders. Charge cards and C.O.D. 2% higher. Deposit may be required with C.O.D. All prices subject to change and offers subject to withdrawal without notice. Radio Shack and TRS-80 are trademarks of the Tandy Corporation. CP/M is a trademark of Digital Research.

— WRITE FOR FREE CATALOG —

# MiniMicroMart, Inc.

1618 James Street, Syracuse, NY 13203 (315) 422-4467

TWX 710-541-0431



74L\$

Order by Cat No. 999 and Type

74L\$00	\$ .33	74L\$74	\$ .99	74L\$161	\$ 3.75	74L\$257	\$ .99
74L\$01	\$ .29	74L\$75	\$ .59	74L\$162	\$ 1.19	74L\$258	\$ .66
74L\$02	\$ .49	74L\$76	\$ .44	74L\$163	\$ 1.15	74L\$259	\$ 1.99
74L\$03	\$ .29	74L\$83	\$ .88	74L\$164	\$ 1.15	74L\$260	\$ .66
74L\$04	\$ .49	74L\$85	\$ 1.15	74L\$165	\$ 1.69	74L\$261	\$ 2.50
74L\$05	\$ .35	74L\$86	\$ .99	74L\$166	\$ 3.95	74L\$266	\$ .66
74L\$08	\$ .44	74L\$90	\$ .59	74L\$168	\$ 1.29	74L\$273	\$ 3.25
74L\$09	\$ .29	74L\$92	\$ .75	74L\$169	\$ 3.33	74L\$275	\$ 4.95
74L\$10	\$ .44	74L\$93	\$ .75	74L\$170	\$ 2.25	74L\$279	\$ .49
74L\$11	\$ .29	74L\$95	\$ .88	74L\$173	\$ 1.25	74L\$283	\$ 1.75
74L\$12	\$ .29	74L\$107	\$ .55	74L\$174	\$ 1.10	74L\$293	\$ 1.99
74L\$13	\$ .55	74L\$109	\$ .55	74L\$175	\$ .99	74L\$295	\$ 1.99
74L\$14	\$ 1.10	74L\$112	\$ .55	74L\$181	\$ 2.50	74L\$298	\$ 1.10
74L\$15	\$ .35	74L\$113	\$ .55	74L\$190	\$ .69	74L\$324	\$ 1.75
74L\$20	\$ .29	74L\$114	\$ .55	74L\$191	\$ 1.15	74L\$365	\$ .99
74L\$21	\$ .39	74L\$122	\$ .55	74L\$192	\$ .99	74L\$366	\$ .89
74L\$22	\$ .29	74L\$123	\$ 1.15	74L\$193	\$ 1.15	74L\$367	\$ .99
74L\$26	\$ .77	74L\$124	\$ 1.55	74L\$194	\$ 1.15	74L\$368	\$ .99
74L\$27	\$ .55	74L\$125	\$ .88	74L\$195	\$ 1.15	74L\$373	\$ 3.25
74L\$28	\$ .44	74L\$126	\$ .88	74L\$196	\$ .99	74L\$374	\$ 4.50
74L\$30	\$ .39	74L\$132	\$ .88	74L\$197	\$ 1.99	74L\$377	\$ 3.25
74L\$32	\$ .66	74L\$138	\$ 1.25	74L\$221	\$ 1.99	74L\$378	\$ 1.69
74L\$33	\$ .69	74L\$139	\$ .99	74L\$240	\$ 3.95	74L\$386	\$ .77
74L\$37	\$ .39	74L\$145	\$ 1.99	74L\$241	\$ 2.95	74L\$393	\$ 3.25
74L\$38	\$ .59	74L\$147	\$ 2.95	74L\$242	\$ 1.95	74L\$395	\$ 1.99
74L\$40	\$ .33	74L\$151	\$ .88	74L\$243	\$ 2.95	74L\$399	\$ 2.95
74L\$42	\$ .88	74L\$153	\$ .88	74L\$244	\$ 3.25	74L\$424	\$ 3.25
74L\$47	\$ .88	74L\$154	\$ 3.50	74L\$245	\$ 5.00	74L\$670	\$ 2.25
74L\$48	\$ .88	74L\$155	\$ .99	74L\$247	\$ .88	81L\$95	\$ 1.95
74L\$51	\$ .39	74L\$156	\$ 1.25	74L\$248	\$ .99	81L\$96	\$ 1.95
74L\$54	\$ .29	74L\$157	\$ 1.25	74L\$251	\$ 1.99	81L\$97	\$ 1.95
74L\$55	\$ .55	74L\$158	\$ 1.49	74L\$253	\$ .99	81L\$98	\$ 1.95
74L\$73	\$ .44	74L\$160	\$ .99	74L\$256	\$ 2.25		

# HOBBYWORLD<sup>®</sup>

## ELECTRONICS, INC.

19511 BUSINESS CTR. DR. DEPT V9  
NORTHridge, CALIFORNIA 91324

Send For Your Free Flyer Today!

### ATARI HOME VIDEO SYSTEM



\$183.00

#### ATARI GAME CARTRIDGES

2376	Starship	6 oz.	19.50
2377	Black Jack	6 oz.	18.75
2378	Space War	6 oz.	12.95
2379	Surround	6 oz.	12.95
2380	Slot Machine	6 oz.	18.75
2381	Outlaw	6 oz.	19.50
2382	Slot Racer	6 oz.	19.50
2383	Video Olympics	6 oz.	19.50
2384	Breakout	6 oz.	19.50
2385	Canyon Bomber	6 oz.	19.50
2386	Street Racer	6 oz.	19.50
2387	Homerun	6 oz.	19.50
2388	Basketball	6 oz.	19.50
2389	Football	6 oz.	19.50
2390	Bowling	6 oz.	19.50
2391	Skydiver	6 oz.	19.50
2392	Fun with Numbers	6 oz.	18.75
2393	Brain Game	6 oz.	19.50
2394	Superman	6 oz.	25.00
2395	Casino	6 oz.	25.00
2396	Backgammon	6 oz.	37.95
2397	Video Chess	6 oz.	37.95
2500	Space Invaders	6 oz.	25.00
2609	Adventure	6 oz.	25.00
2611	Indy 500	6 oz.	37.50
2634	Human Cannon Ball	6 oz.	19.50
2635	Codebreaker	6 oz.	19.50
2636	Flag Capture	6 oz.	19.50
2637	Air-Sea Battle	6 oz.	19.50
2638	Hunt and Score	6 oz.	19.50
2639	Miniature Golf	6 oz.	19.50
2640	Hangman	6 oz.	18.75
2653	Tic Tac Toe	6 oz.	19.50
2654	Circus	6 oz.	19.50

The nation's best selling home video entertainment center is here! Currently supports a library of 32 game cartridges with over 1500 game variations and options. Now you can enjoy all the fun and excitement of an arcade in your own home whenever you wish. Terrific for party entertainment, developing coordination and dexterity, education, or just plain family fun. Comes with interchangeable joystick and paddle controllers, special circuits to protect home T.V., and ATARI'S realistic "combat" game with 108 variations and options. ATARI'S realistic sound effects and crisp, bright colors make the home video center your number one entertainment choice.

CAT NO.	DESCRIPTION	WT	PRICE
2375	ATARI Home Video System	8 lb.	183.00
2206	Driving Controller-Pair	2 lb.	19.95
2207	Paddle Controller-Pair	2 lb.	19.95
2208	Joystick Controller-Pair	2 lb.	19.95

Note: Not for use with ATARI Programmable Computers

TTL's

Order by Cat No. 999 and Type

7400	\$ .35	7445	\$ .77	74109	\$ .55	74176	\$ .79
7401	\$ .35	7446	\$ .69	74116	\$ 1.89	74177	\$ .77
7402	\$ .35	7447	\$ .66	74120	\$ .99	74179	\$ 1.88
7404	\$ .44	7448	\$ .77	74121	\$ .44	74180	\$ .77
7405	\$ .44	7450	\$ .20	74122	\$ .50	74181	\$ 1.88
7406	\$ .39	7451	\$ .50	74123	\$ .52	74182	\$ 1.99
7407	\$ .39	7453	\$ .50	74125	\$ .52	74184	\$ 1.99
7408	\$ .35	7454	\$ .20	74126	\$ .49	74185	\$ 1.99
7409	\$ .35	7460	\$ .29	74132	\$ .69	74190	\$ 1.19
7410	\$ .35	7470	\$ .29	74141	\$ .77	74191	\$ 1.19
7411	\$ .39	7472	\$ .29	74143	\$ 3.33	74192	\$ .77
7412	\$ .49	7473	\$ .36	74145	\$ 7.77	74193	\$ .89
7413	\$ .44	7474	\$ .49	74148	\$ 1.29	74195	\$ .69
7414	\$ .66	7475	\$ .49	74150	\$ .88	74196	\$ .88
7416	\$ .45	7476	\$ .38	74151	\$ .59	74197	\$ .88
7417	\$ .29	7479	\$ 3.99	74153	\$ .69	74198	\$ 1.49
7420	\$ .35	7480	\$ .50	74155	\$ .49	74199	\$ 1.49
7422	\$ .44	7481	\$ .99	74156	\$ .99	74221	\$ 1.99
7423	\$ .44	7483	\$ .59	74157	\$ .63	74251	\$ .77
7425	\$ .38	7485	\$ .85	74160	\$ .77	74273	\$ 1.10
7426	\$ .39	7486	\$ .35	74161	\$ .79	74278	\$ 2.95
7427	\$ .35	7489	\$ 1.66	74162	\$ .79	74279	\$ .82
7430	\$ .35	7490	\$ .44	74163	\$ .88	74365	\$ .69
7432	\$ .39	7491	\$ .59	74164	\$ .88	74366	\$ .69
7437	\$ .39	7492	\$ .45	74165	\$ .88	74367	\$ .69
8438	\$ .39	7493	\$ .45	74166	\$ 1.29	74368	\$ .69
7440	\$ .20	7495	\$ .65	74170	\$ 1.59	74393	\$ 2.50
7441	\$ .77	7496	\$ .65	74173	\$ 1.09	8726	\$ 2.50
7442	\$ .49	74100	\$ 1.69	74174	\$ .79	8797	\$ 2.25
7433	\$ .69	74107	\$ .44	74175	\$ .79		

ANADEx

DP9500 / DP9501 PRINTERS



\$1650<sup>00</sup>

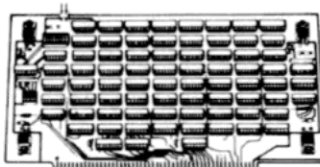
New from Anadex! Two low cost, high performance printers designed for all applications, including standard high-density graphics capability. Both models feature a 9 wire print head with an incredible life expectancy of 650 million printed characters! Full 96 character ASCII set with lower case descenders, double width printing, bi-directional with shortest distance sensing logic. Adjustable-width tractor feed, forms control, horizontal and vertical tabbing, and print up to five copies. Easy interfacing with parallel, RS-232 serial or current loop choices.

The DP9500 is the choice when you require mostly printing and occasional graphics. Select between a 9 x 9 character font and 132 columns, or a 7 x 9 font for 175 columns. Printer speed: 150/200 CPS. Wt. 35 lbs.

The DP9501 is mainly for graphics applications. The 11 x 9 character font produces superb graphics reproduction in 132 columns, and the 7 x 9 character font in 220 columns provides maximum graphics potential. Both models operate at 110VAC, and 220 VAC for European use. Wt. 35 lbs.

Cat No. 2551 DP9500 printer  
Cat No. 2552 DP9501 printer

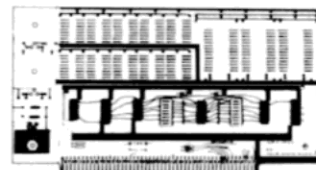
### SSM MB6B 8K STATIC RAM BOARD \$135



8K bytes by 8 bits, fully buffered, compatible with 8080, 8085, and Z80. Dip switch addressing of independent 4K halves lets the MB6B think like two 4K boards, or one 8K board. Independent 4K addressing allows the flexibility to meet varying software memory needs. Uses low power 21L02 RAM's, operates at 2 or 4MHz, and is compatible with direct memory access controllers.

Cat No.	Description	Price
*1400-A	450ns kit	\$135.00
*1400-B	250ns kit	\$147.50
1401-A	450ns a & t	\$209.00
1401-B	250ns a & t	\$225.00
*1402	Bareboard	\$ 23.75

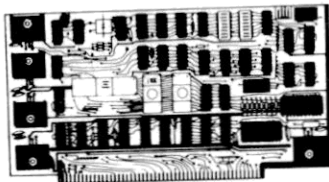
### SSM OB1 VECTOR JUMP & PROTOTYPING CARD \$41.25\*



Plug compatible for S-100 bus systems, features full 16 bit vector jump address with dip selection of 8080 or Z80. Can be set to jump on power-on-clear, reset, or both. Prototyping areas on the card for ten 16-pin IC's three 24-pin IC's and two spare regulator patterns.

*Cat No. 1429 OB1 kit	\$41.25
Cat No. 1430 OB1 a & t	\$85.00
Cat No. 1431 OB1 bareboard	\$32.00

Call Toll-Free: USA (800) 423-5387  
In California: (800) 382-3651  
Local & Outside USA: (213) 886-9200



## SSM CB1-A 8080 CPU BOARD

**\$159 kit**

Just add an I/O board and it's a computer! 256 bytes of on board RAM, with option for 2K of on board PROM. Includes a power-on, preset jump circuit, and MWRITE is available, allowing use without a front panel. There's a parallel input port with status, and AIP controlled addressing, or PROM in 2K blocks, vector jump in 2K increments; RAM in 256 byte increments; RAM in 256 byte increments; input port for addresses 0-31 in decimal.

\*Cat No. 1403 CB1-A kit **\$159.00**  
\*Cat No. 1441 CB1-A bareboard **\$28.75**

\* Denotes excess inventory sale. No further discounts shall apply

### INVENTORY 'S'

Allows the inclusion of alphabetic information and a data index code in the form of data statements within the program. Includes: 1) Reports; User specifies up to three numeric, and either or both alpha informations to be listed. Can be vendor specific. 2) Cost/value summary; Searches all stock areas and reports cost/value quantity, total value by line item, and grand total. 3) Recorder search; Compares current stock level against specified reorder point, and displays all line items in need of reorder, along with tentative reorder information. 4) Index; Uses arbitrary file numbers reflecting the order in which the data codes are stored. Reveals file names and numbers in groups of 24. 5) Detailed Rept; Stock files can be called by file number to reveal memory information. 6) Read and write file; Stores and reenters data from day to day. 7) Data change; Updates Data Base.

Cat No. 2056 TRS-80 L2, 16K, cassette

**\$24.95**

### MICROSOFT TRS-80 FORTRAN PLUS

Create your own subroutines, assembler source files, data files, and FORTRAN files. Fully compatible with TRSDOS, the FORTRAN compiler can operate 1200 lines per minute on a single pass. Also generates a fully symbolic listing of the machine language generated. Macro assembler accepts Z80 opcodes and supports complete Intel standard macro facility. Linking loader provides a variety of capabilities, executed by means of easy command lines and switches. Any number of programs may be loaded with just one command. Text editor random access, line oriented. Only the library routines required to run a particular FORTRAN program need be loaded before execution. Non-standard I/O drivers for each Logic Unit Number may be written, simplifying the task of interfacing non-standard devices to TRS-80 FORTRAN programs.

Cat No. 1341 TRS-80 L2, 32K w/disk

**\$185**

### PROGRAMMA TIE LINE \$24.95

The most complete communications for the TRS-80, featuring: Host computer. Turns your TRS-80 into a timeshare mainframe. Smart Terminal. Operate another TRS-80 or mainframe timeshare system from your TRS-80. Send/receive BASIC programs and data. Allows exchange of programs over phone lines (modem required). Operate a serial printer, test your modem and RS232, and much more! Complete with extensive manual on telephone communications.

Cat No. 2137 TRS-80 L2, 32K modem, DOS 2.1, RS232 cassette, used w/disk

### Introduction to TRS-80 GRAPHICS Bob Albrect and Don Inman

One of the most outstanding capabilities of the small computer is the ability to provide graphical data displays that formerly cost thousands of dollars. This book provides a basic introduction to graphic programming using dozens of real examples which run on the Radio Shack TRS-80 Computer. The book begins with basic concept line drawing, then leads the reader to more complex geometric shapes, moving figure animation, and other more advanced topics. No mathematics is required, but an understanding of BASIC language is assumed. A TRS-80 Computer for running examples is recommended, but concepts will apply to most low cost computers with graphics capabilities. (175 pages)

Cat No. 2544 **\$8.95**

### PROGRAMMA DATA BASE MANAGEMENT 5 \$49.95

An easy method of creating data files and storing them in disk memory for future use. Allows you to store and manipulate data for maximum productivity, and modify or incorporate your own routines. Uses Radio Shack's TRSDOS/BASIC language.

Cat No. 2146 TRS-80 L2, 16K

### TRS-80 ELECTRIC PENCIL

Allows you to produce mailing lists, forms, large numbers of original correspondence, etc. A character-oriented word processing system, providing maximum freedom and simplicity in the handling of text. Eliminates the need for word hyphenations or carriage returns. Line formatting is done automatically. Insert, delete, or relocate any text using simple keyboard commands.

Cat No. 1330 TRS-80, L1 & L2, 16K, cassette 6 oz. \$ 95.00  
Cat No. 1330-B TRS-80, L1 & L2, 16K, disk 6 oz. \$145.00

### TRS-80 CP/M \$149.95

A file-oriented disk operating system that provides a common set of utilities for program development and operation. There are six built-in commands, plus utilities called in from disk. Runs on as little as 16K of memory and one disk drive. Complete with six manuals. CP/M is a registered trademark of Digital research.

Cat No. 1679 TRS-80 L2, 16K w/disk

### VERBATIM 525 SERIES 5 1/4" Diskettes

- Double Density
- Single sided
- Perfect for commercial and general applications

Cat No.	Description	Type	Use for	10 for
1147	Soft sector	525-01	TRS-80	\$33.00
1148	10 hole, hard	525-10	North Star, Apple	\$33.00
1149	16 hole, hard	525-16	Microplus, etc	\$33.00

### VERBATIM 577 SERIES 10 PER BOX

- Certified twice, 77 tracks
- Single sided, double sided
- Built-in hub protector ring
- For critical data applications

2330	Soft sector	577-01	TRS-80, etc	\$49.95
2331	10 hole, hard	577-10	North Star, Apple	\$54.95
2332	16 hole, hard	577-16	Microplus, etc	\$49.95

### DISK/DISKETTE DRIVE HEAD CLEANING KIT

Diskette drive heads require periodic maintenance to assure efficient and error-free operation. Unlike other peripheral devices, the read/write head(s) on disk drives are extremely difficult to clean without partially disassembling the unit. But now, with Hobbyworld's disk drive head cleaning kit, the user can clean these hard-to-reach heads in just minutes! Available for both 5 1/4" and 8" drives, single and double sided. Comes complete with two cleaning disks, 4 oz of CS 85 cleaning solution, and easy-pour dispenser. Wt 12 oz

Cat No. 2499 8" disk **\$30**  
Cat No. 2534 5 1/4" diskette

## HAYDEN SARGON II

• Available in Cassette or Diskette

Sargon II has seven levels of play! When setting up the board the user can scan up and down, left and right before choosing a move. The computer displays the level in which it is thinking. Shows the moves that it is contemplating, and then displays the move it has chosen. It comes with a randomized book of opening moves for all 7 levels of play, and a special hint mode that will suggest moves for players who may need some help.

Cat No.	Description	Weight	Price
2082	TRS-80, L2 16K Cassette	6 oz.	\$29.95
2083	Apple II, 24K Cassette	6 oz.	\$29.95
2352	TRS-80, L2 16K Diskette	6 oz.	\$35.95
2342	Apple II, 24K Diskette	6 oz.	\$35.95

### TRS-80 and APPLE 16K MEMORY ADD-ON \$55.00

Everything you need to upgrade your system! Includes 4 pages of illustrated instructions. Complete with RAM's and pre-programmed jumpers. No special tools required! Wt. 4 oz

Cat No.	Description
1156	For TRS-80 Keyboard Unit
1156A	For TRS-80 Exp. Interface purchased before 4/1/79
1156B	For TRS-80 Exp. Interface purchased after 4/1/79
1156C	Apple II
1156D	EXIDY

### TRS-80 EDGE CONNECTOR

• 40 contacts (2 x 20)  
• .01" spacing

For expansion or main unit. Wt. 4 oz. **\$4.75**  
Cat No. 1980 **2 for \$9**

### TELESIS VAR/80 TRS-80 I/O UNIT \$105

- For level II machines
- Provides 8 inputs and 8 outputs
- Plugs directly into your TRS-80

Now you can use your TRS-80 as a digital door lock, burglar alarm, power manager, frequency counter, light dimmer, dark-room timer, just to name a few! Comes fully assembled and tested. Use it with or without the expansion interface! Data pack includes instructions, applications, sample circuits, and several programs. With power supply. Wt. 5 lbs

Cat No. 1092

### SEND FOR FREE FLYER FEATURING...

Page after page of impressive state-of-the-art products. Included in flyer are computers, terminals, disk drives, printers and many more electronics peripherals that can add dimension to your personal computing. We also stock computerized games and toys, application boards, a large selection of comprehensive software, electronics books, electronics parts, integrated circuits, P.C. & soldering accessories and much, much more.

For all your electronics or hobbyist's needs, circle our Reader Service number or write/phone us for your free illustrated flyer today!

### HOW TO ORDER

Minimum Order \$15.00. Order by phone, mail, or at our retail stores. Pay by check, MasterCard, Visa or C.O.D. Please include expiration date with charge card orders. U.S. \$3 only. Include phone number and magazine issue you are ordering from. Add \$1.25 for C.O.D. and shipping charges from rates below.

Shipping Rates: U.S.A.  
Ground: Add \$2.25 for first 2 lbs. and 40c each add'l. lb.  
Air: Add \$3.25 for first 2 lbs. and 70c each add'l. lb.

Shipping Rates: Foreign  
Ground: Add \$3.00 for first 2 lbs. and 60c each add'l. lb.  
Air: Add \$11.25 for first 2 lbs. and \$5.00 each add'l. lb.

Prices Valid through month of issue. Not responsible for typographical errors. Some items subject to prior sale or quantity limits. 120 day guaranteed satisfaction. Exception: Partially assembled kits, abuse or misuse.

## HOBBYWORLD® ELECTRONICS INC.

19511 BUSINESS CTR. DR. DEPT V9 NORTHRIDGE, CALIF 91324



TO ORDER CALL TOLL FREE  
**1-800-321-2037**  
 IN OHIO CALL COLLECT (216) 566-9130  
**INCORPORATED**

TRS-80 and Radio Shack are registered  
 trademarks of Tandy Corp.



THE CHESTERFIELD BUILDING • 1801 EAST 12TH STREET, SUITE 222 • CLEVELAND, OHIO 44115

## ★ NEW ★ MTC AIDS-III\* ★ NEW ★

MODEL I...\$69.95

MODEL II...\$99.95

Introducing the latest addition to MTC's family of data management systems, AIDS-III. NO PROGRAMMING, easy to use. COMPLETE PACKAGE including demonstration application, documentation and MAPS-III (see below).

- Up to 20 USER-DEFINED FIELDS of either numeric or character type.
- CHARACTER-type fields may be any length (total: up to 254 characters).
- NUMERIC-type fields feature automatic formatting, rounding, decimal alignment and validation.
- Full feature EDITING when adding or changing records:
  - ENTER FIELD (can't type in more characters than specified).
  - BACKSPACE (delete last character typed).
  - DELETE FIELD contents.
  - RESTORE FIELD contents.
  - RIGHT-JUSTIFY FIELD contents.
  - SKIP FIELD (to next or previous field).
  - SKIP RECORD (to next or previous record).
- SORTING of records is MACHINE CODE assisted.
  - 200 RECORDS (40 characters) in about 5 SECONDS.
  - ANY COMBINATION of fields (including numerics) with each field in ascending or descending order.
- SELECTION of records for Loading, Updating, Deleting, Printing and Saving is MACHINE CODE assisted.
  - Specify up to 4 CRITERIA, each using one of 6 RELATIONAL COMPARISONS.
  - LOAD or SAVE selected records using MULTIPLE FILES.
  - Example: Select records representing those people who live in the state of Colorado, but not in the city of Denver, whose last names begin with "F" and whose incomes exceed \$9000.00.
  - Example: Select records representing those sales made to XYZ COMPANY that exceed \$25.00, between the dates 03/15 and 04/10.

MAPS-III (MTC AIDS PRINT SUBSYSTEM), included at no charge.

- COMPATIBLE with AIDS-II data files and AIDS subsystems.
- Move up from AIDS-II and EXPAND to 20 field capability WITHOUT REENTERING DATA.
- AIDS-II (Model I or II) owners may UPGRADE FOR ONLY \$25.00.

\*WARNING! This program is written in BASIC and can be listed in the normal manner. Modification of program code is NOT RECOMMENDED due to its extreme complexity.

## NEW the MAGIC WAND™ SPECIAL!.....\$299.95 NEW

the most powerful, most flexible, most reliable, most useable word processing software available for a CPM® based TRS-80® model II.

MAGIC WAND™ can do more work in less time with high quality than any other product you can buy.

The command structure is simple, logical and complete. The programs are crash-proof and completely reliable.

The system is supported by what users say is the best user's manual ever produced for microcomputer software.

### FEATURES

- Full screen text editing
- Full text formatting commands
- Merging with external data files
- Up to 128 variables
- Conditional commands
- True proportional spacing

QUOTES FROM THE June, 1980 Microcomputing article "Super Word Processors" by Rod Hallen

"Of all the word processors I have used (and that includes a dozen or more), the Magic Wand is the most versatile. The Wand has almost all of the features of other processors, plus many new ones of its own. It measures up to even the word-processing software running on the largest mainframe computers."

"... Magic Wand is an outstanding example of the new levels of software that are being written for the small businessman, although I can't imagine a business of any size that couldn't use software of this quality."

- MAGIC WAND
- will also operate on Oasis based systems
  - will operate on 16k but we recommend 32k for adequate operating memory
  - is available on 5 1/4" and 8" diskettes

MAGIC WAND is a copyrighted program by Small Business Applications Inc., TRS-80 is a registered trademark of Tandy Corp., CPM is a registered trademark of Digital Research Corp.

## AIDS

### CALCULATION SUBSYSTEM (CALCS)

MTC's most popular AIDS subsystem. Use for report generation involving basic manipulation of numeric data. Prints user-specified fields in titled, columnar report format, automatically generating column headings, paging and (optionally) indentation. Features full AIDS-III selection capabilities and can create a single report from multiple files. Provides the additional capabilities of user-specified balance forward computations, columnar subtotals, columnar totals and user-defined computations (allows multiplication, division, addition, and subtraction of field values and constants). Features may be used in combination. For example, the calculation of a user-defined quantity/cost column may simultaneously be listed by itself, used as part of a balance forward computation and as part of either (or both) a columnar subtotal or columnar total. Use for accounting, inventory, financial and other numeric-based information systems.

MTC CALCS ..... \$24.95  
 For Model II ..... \$39.95

Apparat, Inc. introduces

## NEWDOS/80

Apparat's long-awaited successor to NEWDOS+ is here! This is not an enhanced version of NEWDOS, but a completely new product. Simplified DOS commands can be instantly executed from BASIC, even within a program, without disturbing the resident code. System options, such as password protection, number and type of disk drives, BREAK key enable/disable and lowercase modification recognition, can be quickly and easily changed. Five new random-access file types allow record lengths of up to 4096 bytes, and no FIELDING! A powerful CHAIN facility allows keyboard INPUTs to be read from a disk file. An improved RENUMBER facility permits groups of statements to be relocated within program code. Diskettes may even be designated as RUN-ONLY! Features all NEWDOS+ utilities (SUPERZAP 3.0, etc.) and much more! One MTC technical staff member said having NEWDOS/80 is "better than sex" (you'll have to judge for yourself!). Includes 180-page instruction manual and MTC QUE card.

NEWDOS/80 ..... \$149.95  
 CALL REGARDING OUR NEWDOS+ UPGRADE PRICING.

Transfer PROGRAMS and DATA  
 from MODEL I to MODEL II

## TRAN-SEND

**\$49<sup>95</sup>** by MTC

Requires MODEL II and MODEL I with disk & RS-232. Simple to use, not a kit - nothing else to buy. Complete with custom cable, 5 1/4" & 8" floppies, instructions. May be used over phone lines. Custom Cable only ..... \$19.95

Suitable for use with Radio Shack® transfer program (ACT 0131)

### ★ PRODUCT PREVIEW ★

General Business System for Model II

This product will be a full-feature, professional-grade business system, with fully integrated General Ledger, Accounts Receivable and Accounts Payable. A Payroll subsystem will be added later.



# THE TOOL BOX

DISTRIBUTORS OF TOP QUALITY DISKS, DOS & DATA MANAGEMENT SYSTEMS

## PROGRAMMING TOOLS

**TDAM** ..... \$19.95  
For Model II ..... \$29.95  
Includes MTC QUE Card!

Having trouble with RANDOM FILES? With MTC's Table-Driven Access Method (TDAM) you'll never fret over FIELDING again. No knowledge of random access files is required. Insert the TDAM "interpreter" into any BASIC program and type in a few DATA statements describing the information in your files. TDAM does the rest! Reads and writes fields and records of any type (even compresses a DATE field into 3 bytes!). Features automatic file buffer allocation/deallocation, memory buffering, sub-record blocking/deblocking, and handles up to 255 fields per record. Super fast and super simple! Complete with TDAM interpreter, instructions and demo program. Requires programming experience.

**DIVERGE** ..... \$19.95  
For Model II ..... \$29.95

Compares two BASIC program files, showing the differences between them. Identifies & lists lines which have been inserted, deleted, & replaced. Use for version control.

**REBUILD** ..... \$19.95  
For Model II ..... \$29.95

Reorganize programs for adding program code, faster execution, readability. Much more than simple renumbering. Rearrange groups of statements within a program - automatically updates references to line numbers. Use with SUPERSEDE and MINGLE for maximum effect.

Let Your TRS-80® Teach You

## ASSEMBLY LANGUAGE DISK I/O TECHNIQUES

REMSOFT does it again! REMDISK-1 is a concise, capsulated supplement to REMASSEM-1. Package consists of two 45-minute lessons on audio cassettes, and display programs providing illustration and reinforcement. Provides specific track and sector I/O techniques, and sequential and random file access methods and routines.

REMDISK-1 ..... \$29.95

**SAVE** Any 3,  
\$49.95  
For Model II ..... \$74.95

**SIFTER** ..... \$19.95  
For Model II ..... \$29.95

Twelve in-memory high-speed sorts for use in any BASIC program: stable, non-stable, with/without tags, for numeric or string data. Random File Sort included. Some sorts written in machine code. Includes sort subroutines, demo programs and instructions. Relocate as needed with REBUILD. Requires programming experience.

**SHRINK** ..... \$19.95  
For Model II ..... \$29.95

Makes Every Byte Count! Make programs smaller and faster! Combines lines & removes unnecessary code including remarks, without altering program operation. Typically reduces program size 25% to 40%.

**SUPERSEDE** ..... \$19.95  
For Model II ..... \$29.95

A "must have" for the professional programmer or the serious amateur. Probably one of the greatest time-savers available. Write programs in shorthand - change variable names - generate program documentation - use with REBUILD and MINGLE to build new programs from old ones.

**MINGLE-II** ..... \$19.95  
For Model II ..... \$29.95

Merge up to 14 files (Program or Data) into a single file. Data files may be merged in ascending or descending sequence with the ordering based on a user-specified comparison field. A very handy utility for consolidating data files.

Let your TRS-80® Teach You

## ASSEMBLY LANGUAGE

REMSOFT's unique package, "INTRODUCTION TO TRS-80® ASSEMBLY PROGRAMMING" includes ten 45-minute lessons on audio cassettes, a display program for each lesson providing illustration & reinforcement, and a text book on TRS-80® Assembly Language Programming. Includes useful routines to access keyboard, video, printer and ROM. Requires 16K - Level II, Model I.

REMASSEM-1 ..... \$69.95

Single sided, Single density, Soft-sectored

## DISKETTES

Verbatim 5¼-inch

**\$24<sup>95</sup>** Box of 10

Quantity 10 Boxes ..... \$23.50

Hard-sectored (10-hole), Box of 10 ..... \$26.95

8-inch FLOPPIES

Single-density, Box of 10 ..... \$29.95

Double-density, Box of 10 ..... \$39.95

PLASTIC LIBRARY CASES

5¼-inch or 8-inch diskette case ..... \$3.00

FACTORY FRESH, ABSOLUTELY FIRST QUALITY  
Minimum order 1 box NO order limit!

Complete for Model I with all utilities  
Plus exclusive MTC QUE card!

**NEWDOS +**  
**\$69<sup>95</sup>** by Apparat

40 TRACK VERSION ..... \$79.95

includes REF, RENUM, SUPERZAP, EDITOR/ASSEM., DISASSEM., DIRCHECK, and more! This is the original NEWDOS with all of Apparat's utility programs. Includes exclusive MTC QUE (Quick User Education) card.

MTC QUE Card only ..... \$1.50

The perfect supplement for your  
NEWDOS+, from IJG, Inc.

## "TRS-80 DISK AND OTHER MYSTERIES"

by Harvard C. Pennington

132 pages written in PLAIN ENGLISH packed with HOW TO information with details, examples and in-depth explanations. Recover lost files and directories, remove file protection, make BASIC programs unlistable. How to use SUPERZAP, recover from DOS errors and MORE!

TRS-80 DISK ..... \$19.95

All products  
guaranteed for  
replacement only.  
Prices, Specifications &  
Offerings subject to  
change without notice.

MOST ORDERS  
SHIPPED  
WITHIN ONE  
BUSINESS DAY

QUANTITY  
DISCOUNT  
INQUIRIES  
INVITED

WE ACCEPT  
• VISA  
• MASTER CHARGE  
• CHECKS  
• MONEY ORDERS  
• C.O.D.

• Add \$2.50 for  
shipping &  
handling  
• \$2.00 EXTRA  
for C.O.D.  
• Ohio residents  
add 5½% sales tax.



INCORPORATED

TO ORDER CALL TOLL FREE

1-800-321-2037

IN OHIO CALL COLLECT (216) 566-9130



TRS-80 and Radio Shack are registered  
trademarks of Tandy Corp

THE CHESTERFIELD BUILDING • 1801 EAST 12TH STREET, SUITE 222 • CLEVELAND, OHIO 44115

# ADVERTISERS

RS Number	Page	RS Number	Page	RS Number	Page
282 ACR Consultants.....	213	203 G. P. Associates.....	217	367 Omikron.....	189
452 A.M. Electronics.....	172	254 Galactic Software Ltd.....	211	296 Orange Micro.....	58
445 AT-80.....	217	79 Allen Gelder Software.....	199	108 Orthon Computer.....	74
311 Abacus Computer.....	139	75 Godbout Electronics.....	64	96 PCD Systems.....	85
34 Acorn Software Products.....	101	218 Good-Lyddon Data Systems.....	73	354 P&L Business Computer Systems.....	120
168 Acorn Software Products.....	52	270 Mark Gordon Computers.....	109, 163	370 Pacific Exchanges.....	120
97 Adventure International.....	143, 154	435 Harnessed Technologies.....	213	420 Palomar Computer Products.....	155
387 Aerocomp, Inc.....	115	383 Heath Company.....	9	228 Palomar Software.....	92
167 Aerocomp, Inc.....	51	23 Hobby World Electronics.....	222, 223	84 Pan American Electronics.....	187
69 Alpha Byte Storage.....	75, 161	13 Houston Micro-Computer Tech. Inc.....	164	454 Parasitic Engineering.....	116
401 Alpha Products Company.....	152	103 Howe Software.....	191	163 Parasitic Engineering.....	51
210 Alpha Products Company.....	152	37 IJG Inc.....	80, 81	207 Pensadyne Computer Services.....	199
262 Alpha Products Company.....	152	300 Information Technology Systems.....	214	1 Percom Data Company.....	Cov. II, 3
138 The Alternate Source.....	65, 97	305 Insiders Software Consultants Inc.....	170	258 Percom Data Company.....	166
124 Alphatech.....	191	2 Instant Software.....	30, 31, 205, 206	170 Percom Data Company.....	51
396 American Business Computers.....	208	429 Interactive Fiction.....	177	43 The Peripheral People.....	73
397 American Business Computers.....	150	246 Interface, Inc.....	157	422 Personal Microcomputers Inc.....	99
461 Ancie Labs.....	158	319 Interface Technology.....	213	* Phase I Systems.....	61
264 Apparat, Inc.....	87, 117	287 Interlude.....	71	17 The Program Store/Realsoft.....	121
47 Applied Economic Analysis.....	104	187 International Software Assoc.....	183	21 Programma International.....	179
* Archbold Electronics.....	154	315 JLS.....	214	364 The Programmers Guild.....	203
414 John Armstrong.....	217	249 JMS Corp.....	157	441 Prosoft.....	214
146 Audio Video Systems.....	120, 139, 217	190 JPC Products.....	67	395 QC Microsystems.....	195
49 Basics and Beyond, Inc.....	86	398 J&R Electronics.....	199	269 Quant Systems.....	157
417 Beta Computer Devices.....	217	193 Joe Computer.....	216	460 RAC Computer Products.....	201
357 Big Five Software Company.....	187	85 Johnson Associates.....	193	41 Racet Computes.....	147
444 Blitzbytes.....	209	Klobaud.....	34	241 Rational Software.....	157
57 Bourrut Consulting Corp.....	102	149 Kogyosha Company.....	204	372 Realty Software Co.....	72
235 The Bottom Line.....	195	375 Krell Software.....	192	433 Red Arrow Electronics.....	120
427 Brizzzer.....	146	53 LNW Research.....	160	70 Remsoft, Inc.....	209, 215
382 Business Micro Products.....	191	450 LTM, Inc.....	224, 225	276 Richcraft Engineering Ltd.....	120
393 CMS, Inc.....	108	14 Level IV Products Inc.....	171	191 Rondure Company.....	183
388 CPAids.....	78	177 Lifeboat Assoc.....	51	271 S-C Computer Technology.....	120
298 CPU Shop.....	175	15 Lobo Drives, International.....	Cov. III	244 SJW, Inc.....	153
145 C&S Electronics Mart Ltd.....	96	451 MTS Enterprises.....	213	* S&M Systems Inc.....	162, 168
294 Caldata Systems.....	217	59 Magnetic Media Distributors.....	181	457 Howard W. Sams & Co., Inc.....	79
* Calsoft.....	91	178 The Management.....	52	291 Scientific Engineering Labs.....	203
62 Cecdat, Inc.....	110, 125	87 Management Systems Software.....	197	195 Seidel's Electronics.....	78
46 Checks To-Go.....	58	90 Manhattan Software, Inc.....	162	290 Semisoft.....	217
459 Chicatrug News.....	200	171 Charles Mann & Assoc.....	48	297 Service Technologies, Inc.....	167
32 Cload Magazine.....	96	156 Marigold Associates.....	214	255 Michael Shryer Software, Inc.....	107
100 CompuCover.....	72	309 Judson McClendon.....	65	19 Simutek.....	149, 216, 183, 184, 186
386 Computer Aided & Managed Instruction.....	199	128 Med Systems Software.....	49	67 Sirius Systems.....	113
199 Computer Case Company.....	74	421 Medfield Computer Software.....	203	18 Small Business Systems Group.....	103
220 Computer Consultants.....	204	* Mediamix.....	177	30 Small Systems Software.....	92
390 Computer Textile.....	90	172 Mediamix.....	51	232 Snapp Inc.....	141, 211
321 Computers Unlimited.....	181	104 Mercer Systems, Inc.....	210	434 Soft Sector Marketing, Inc.....	209
9 Computronics, Inc.....	126-133	20 Meta Technologies Corp.....	6, 7	356 Software Affair.....	145
392 Computex.....	72	405 Meta Technologies Corp.....	4	416 Software Central.....	186
415 Computex.....	204	165 Micro Architect.....	51	399 Software Efficiency.....	157
431 Compview Products.....	89	54 Micro Architect.....	110	42 Software Etc.....	43
10 Contract Services Associates.....	135	463 Micro Business Systems.....	191	286 The Software Mart.....	18, 19, 29
465 Cornsoft Group.....	88	214 The Micro Clinic.....	214	464 Software Services.....	108
233 Cottage Software.....	199	95 Micro Comp Software Systems.....	58	179 Southeastern Software.....	51
447 Creative Developments.....	209	446 Micro Data Base Systems.....	27	448 Southern Cross Systems.....	90
119 Crown Plastics.....	195	379 Micro-Design.....	64	373 Southern Innovative Design (SID).....	23
* Cryptext Corporation.....	102	89 Micro Learningware.....	123	275 Speedway Electronics.....	189
7 Custom Computer Center.....	37	72 Micro Management Systems, Inc.....	95	455 Starr-80.....	139
121 Custom Electronics.....	125	68 Micro Matrix.....	151	449 Sterling Computer Products.....	210
* Cybernetics, Inc.....	34	29 Micro Mega.....	124, 185	462 Dennis Stevens Co.....	125
439 D-Soft.....	139	310 Micro Mint.....	60	438 Stocking Source.....	11
185 DIP, Inc.....	52	384 Micro Systems Software, Inc.....	84	169 Stoneware Microcomputer Products.....	48
371 Deltex.....	184	458 MicroCompatible Inc.....	185	82 Sturdivant & Dunn Inc.....	177
44 Data Train, Inc.....	59	442 Microcomputers Service Corp.....	90	403 Superior Software.....	123, 125
274 Data Trans.....	180	28 Microcomputer Technology Inc.....	87, 117	266 Synapse Video.....	203
453 Data Truss, Inc.....	123	307 Microcosm, Inc.....	199	* Synergistic Solar Inc.....	139
436 Data Wholesale.....	190	425 The Micromatic Corp.....	70	358 Syracuse R&D Center.....	108
160 Datagraphics.....	48	* Micron, Inc.....	72	184 3-G Company.....	52
424 Discount Software.....	157	112 Miller Microcomputer Services.....	65	148 Tab Sales Company.....	92
412 Discovery Games.....	139	24 Mini Micro Mart, Inc.....	221	45 Taranto & Associates.....	47
88 Documan Software.....	108	221 MISOSYS.....	168	437 Tulsa Microsystems.....	119
359 EDF.....	195	182 Morton Technologies.....	52	428 Max Ule Advertising & Marketing Inc.....	177
Eighty Microcomputing.....	21, 210, 218, 192, 162	285 Mullen Computer Products.....	180	84 Ultimate Computer Systems.....	189
58 Electronic Specialists.....	104	144 Mumford Micro Systems.....	137	423 Unilogic.....	177
26 Electronic Systems.....	220	456 NBCC.....	214	292 Universal Interface.....	112
278 Entrol Systems, Inc.....	187	173 NMA Publication Sales.....	48	301 Universal Software Applications.....	78
225 En Joy Computer Programs.....	72	* NRI Schools.....	159	31 V R Data Corporation.....	169
404 Epson America Inc.....	53	430 National Computer Shows.....	38	111 Vern Street Products.....	73
40 Esmark, Inc.....	105	142 National Tricor Inc.....	177	432 Vern Street Products/Keyline Computer Products.....	185
3 Exatron.....	Cov. IV, 15	194 New England Business Service Inc.....	215	374 Williams Enterprises.....	189
12 FMG Corp.....	50	116 Newby Software Development Co.....	74	355 Zocchi Distributors.....	70
180 Fobel Enterprises.....	48	74 Northeast Microware.....	92		
293 Form Village.....	108	245 Okidata Corp.....	25		
102 Fuller Software.....	108	389 Omega Sales.....	165		

\*This advertiser prefers to be contacted directly.

# When It Comes To TRS-80 Add-on Memory...

## LOBO Has It All.

LOBO DRIVES manufactures disk drive subsystems designed to provide TRS-80\* users with a wide selection of low-cost, high-speed, efficient, mass-storage capabilities. Every LOBO DRIVES Memory System is thoroughly tested and burned-in to assure reliability and carries LOBO's unique one year, 100% parts/labor warranty.

Expansion and enhanced capabilities are key words in achieving full utilization of your computer system. LOBO DRIVES complete line of TRS-80 compatible disk drive subsystems is the ideal, cost effective way to provide the expansion capabilities you need to meet your system growth requirements.

\*TRS-80 is a trademark of Radio Shack, A Tandy Company.

### TRS-80 MODEL II

LOBO DRIVES makes expanding your TRS-80 Model II very, very easy. Now you can add more floppy disk memory at less cost. And, LOBO can provide you with up to 40 MBytes of fixed disk Winchester technology storage capacity that is completely software compatible to your Model II.

- Model 800-850 8-inch dual Floppy Systems
- Model 1850 Dual Floppy/Fixed Disk Memory System

### MODEL 1850 DUAL FIXED/FLOPPY DISK MEMORY SYSTEM

LOBO DRIVES has combined a 5 or 10 MByte Winchester technology fixed disk and 1.6 MByte double-sided, double-density floppy disk drive in one cabinet. The unique controller can accommodate two dual units. Now you can have the speed and reliability of fixed disk, with built-in floppy back-up.

- 5 or 10 MByte Fixed Disk Capacity
- Up to 1.6 MByte Floppy Disk Capacity
- Winchester Reliability
- Software Compatible

### MODEL 800/850 DUAL FLOPPY DISK MEMORY SYSTEM

Complete with stylized cabinet, power supply, controller, interface, and cables, the Model 800/850 Dual Floppy Disk Memory System is the ideal way for the serious user to expand his disk-based TRS-80.

- Up to 3.2 MBytes Capacity
- Single-side, Single or Double Density
- Double-Side, Single or Double Density
- Complete Software Compatibility
- High Speed Access Time



### MODEL 400 5 1/4-INCH FLOPPY DISK MEMORY SYSTEM

A low-cost, high performance, software-compatible Floppy Disk for TRS-80 Model I users.

- Up to 220 KBytes Capacity
- Single/Double Density
- Soft Sector Format
- 298 Msec Access Time

### MODEL LX80 EXPANSION INTERFACE

LOBO DRIVE's new Model LX80 expansion interface enhances system performance by expanding disk storage capacities beyond 40 MBytes, adding a second serial port and facilities for an additional 32 K RAM. The LX80 permits you to achieve the maximum expansion capabilities of your TRS-80.

- Connects Directly to Keyboard
- Two Serial Ports (optional)
- One Parallel Expansion Port (standard)
- One Parallel "Centronics" Printer Port (Standard)
- Supports Double Density 5 1/4 and 8 inch Floppies
- Separate Port for 8-inch Floppies
- Switch for Overriding Keyboard ROM
- Separate Port for Fixed Disk Drives

### MODEL 950 DUAL FLOPPY/FIXED DISK MEMORY SYSTEM

LOBO combines the outstanding capabilities of the latest technological breakthrough in disk drives, the Shugart Technology 5 1/4-inch Micro Winchester fixed disk drive with the proven reliability of the Model 400/450 Floppy Disk in one

easy-to-use cabinet.

- The Storage Capacity of 16 double-sided, double-density Mini-Floppies
- Built-in Floppy Disk Back-up
- 170 Msec Average Access Time
- Sealed Environment/Winchester Reliability

NOTE: Limited Availability in the Fall, 1980

See your nearest dealer, call, or write for the complete LOBO DRIVES story... find out just how competitively priced a quality drive can be.



✓ 15

935 Camino Del Sur  
Goleta, California 93017  
(805) 685-4546  
Telex: 658 482





## STARTER KIT

EXATRON STRINGY FLOPPY FOR THE TRS-80

Recommended initial purchase:

Exatron Stringy Floppy	\$249.50
3 Wafers each: 5', 10', 20', 50'	40.00
Bus Extender, 2-for-1	15.00
ESF Machine Language Monitor	9.95
Wafer Organizer	5.00

**\$319.45**

**SPECIAL PRICE FOR THIS STARTER KIT**

**\$299.50**

Sales Tax (California only)

Shipping and Handling

**5.50**

**TOTAL**

For more information see the current Exatron Stringy Floppy Owners Association Newsletter in *Microcomputing*.

If you have any questions about the product, about Exatron, or ESFOA, please call the Hot Line. Address letters to ESFOA, 3559 Ryder St., Santa Clara, CA 95051.

Stringy Floppy is a trademark of Exatron Corporation.

**HOT LINE (For Calls Outside CA)**

**800-538-8559**



excellence in electronics

3

# exatron

3555 Ryder Street • Santa Clara, California 95051  
(408) 737-7111